



US00D828926S

(12) **United States Design Patent** (10) **Patent No.:** **US D828,926 S**
Stock (45) **Date of Patent:** **** Sep. 18, 2018**

(54) **FASCIAL TOOL**
(71) Applicant: **Brant Stock**, West Bountiful, UT (US)
(72) Inventor: **Brant Stock**, West Bountiful, UT (US)
(73) Assignee: **The Boiler Operation, LLC**, Chandler, AZ (US)
(**) Term: **15 Years**

9,023,078 B2 * 5/2015 Dehors A61H 7/003
601/135
D731,072 S * 6/2015 van den Dries D24/200
D752,238 S * 3/2016 Stock D24/214
D752,239 S 3/2016 Stock
D754,360 S * 4/2016 Stock D24/214
D754,869 S * 4/2016 Stock D24/214
D757,281 S * 5/2016 Hsieh D24/200
D767,780 S * 9/2016 Pursel D24/214
D792,600 S * 7/2017 van den Dries D24/215
D792,601 S * 7/2017 van den Dries D24/215

(Continued)

(21) Appl. No.: **29/610,858**
(22) Filed: **Jul. 17, 2017**
(51) **LOC (11) Cl.** **28-03**
(52) **U.S. Cl.**
USPC **D24/214**
(58) **Field of Classification Search**
USPC 601/39, 68, 80, 134, 135, 136, 137;
D19/37, 39, 103, 108; D8/107, 300, 303,
D8/312, 313, 315; D24/200, 204, 206,
D24/209, 211, 212, 213, 214, 215;
D21/400; D30/156
CPC A61H 2201/1253; A61H 7/007; A61H
2205/081; A61H 15/0085; A61H
2205/086; A61H 7/003; A61H 99/00;
A61B 17/1325
See application file for complete search history.

OTHER PUBLICATIONS

Amazon, "Myofascial Releaser Ellipse Pro . . .", Jul. 9, 2015.
https://www.amazon.com/Myofascial-Releaser-Ellipse-Pro-Mobilization/dp/B00U9XYIZG/ref=cm_cr_ar_p_d_product_top?ie=UTF8. Shown on p. 1 and 2. (Year: 2015).*

(Continued)

Primary Examiner — Cynthia Ramirez
Assistant Examiner — Michael A Maharajh
(74) *Attorney, Agent, or Firm* — Dunlap Bennett & Ludwig PLLC

(57) **CLAIM**

The ornamental design for a fascial tool, as shown and described.

DESCRIPTION

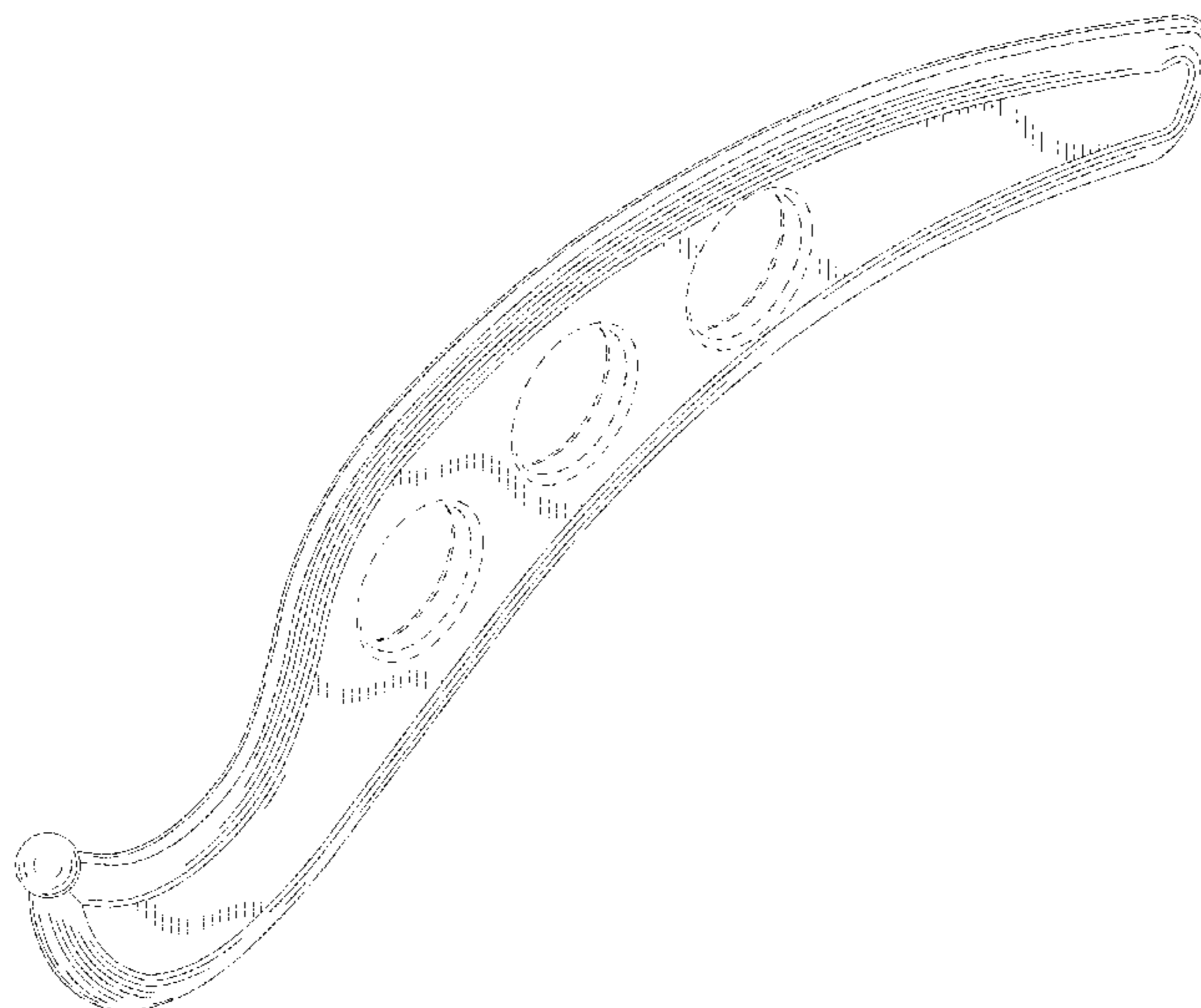
FIG. 1 is a perspective view of a fascial tool, showing my new design;
FIG. 2 is a right side elevation view thereof, the left side elevation view being a mirror image thereof;
FIG. 3 is a bottom plan view thereof;
FIG. 4 is a top plan view thereof;
FIG. 5 is a rear elevation view thereof; and,
FIG. 6 is a front elevation view thereof.
The broken lines shown in the drawings depict portions of the fascial tool that form no part of the claimed design.

(56) **References Cited**

U.S. PATENT DOCUMENTS

D484,985 S * 1/2004 Takizawa D24/206
D524,445 S * 7/2006 Liang D24/211
D566,786 S * 4/2008 Pearson D21/400
D627,106 S * 11/2010 Comin D24/214
D645,568 S * 9/2011 Walker D24/214
D678,539 S * 3/2013 Narson D24/200
D686,333 S * 7/2013 Innes D24/215
D696,414 S * 12/2013 Tabe D24/215
D697,629 S * 1/2014 Kim D24/211
D700,351 S * 2/2014 Kojima D24/215
D707,362 S * 6/2014 Cohen D24/200

1 Claim, 4 Drawing Sheets



(56)

References Cited

U.S. PATENT DOCUMENTS

2013/0296750 A1* 11/2013 Pursel A61H 99/00
601/137

OTHER PUBLICATIONS

Amazon, "Myofascial-Releaser-Ellipse-Plus . . ." Feb. 8, 2015.
https://www.amazon.com/Myofascial-Releaser-Ellipse-Plus-Mobilization/product-reviews/B00PHXZVJA/ref=cm_cr_othr_d_paging_btm_4?ie=UTF8&reviewerType=all_reviews&sortBy=recent&pageNumber=4. (Year: 2015).*

* cited by examiner

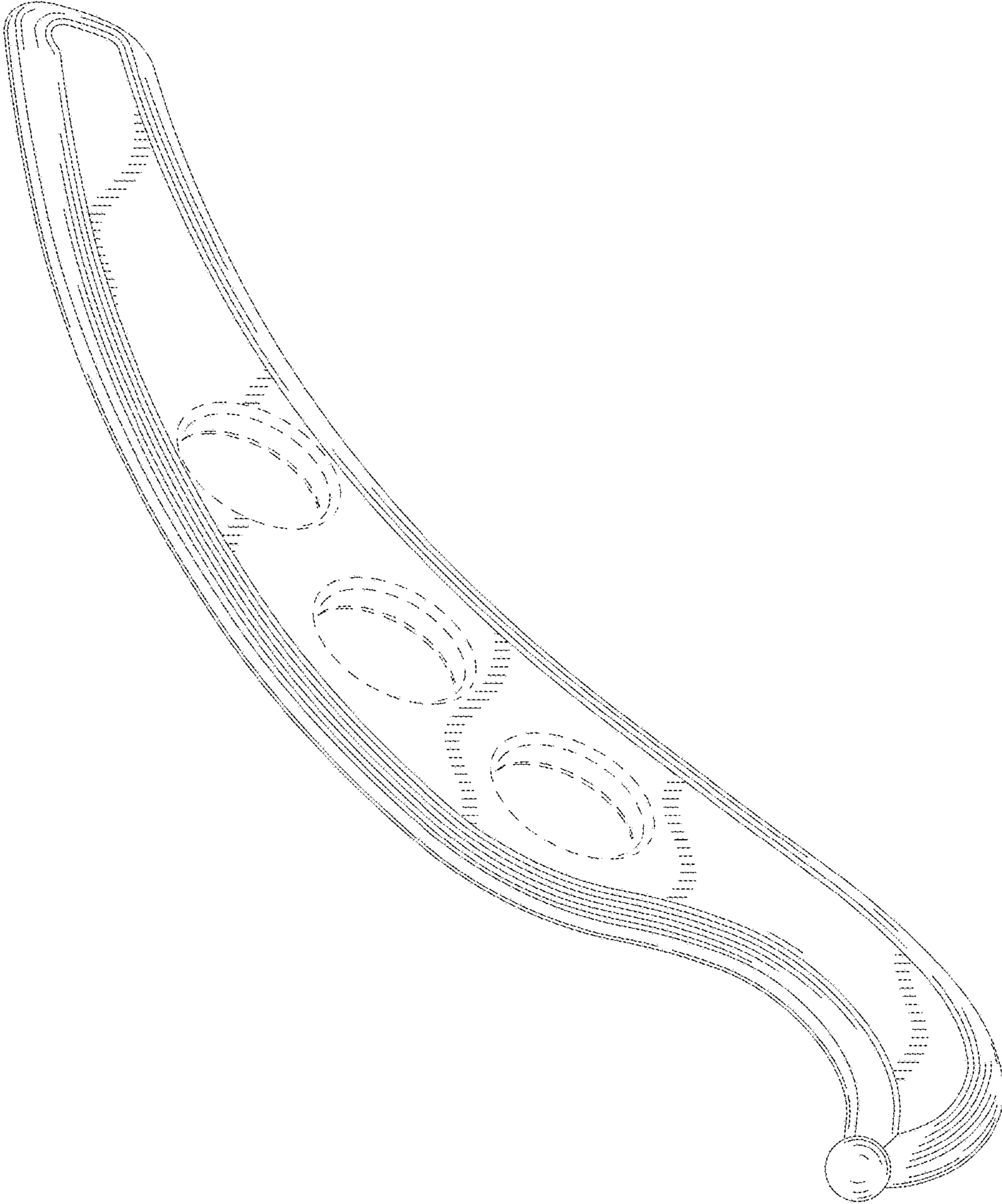


FIG.1

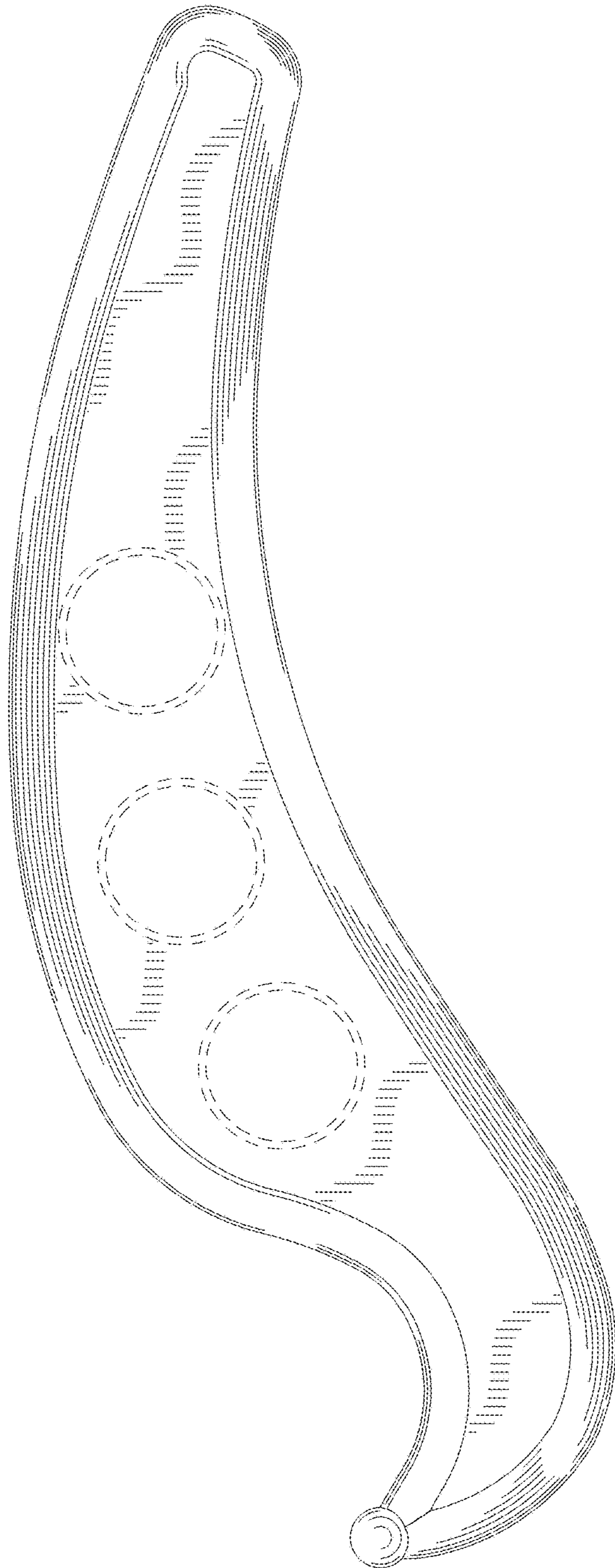


FIG.2

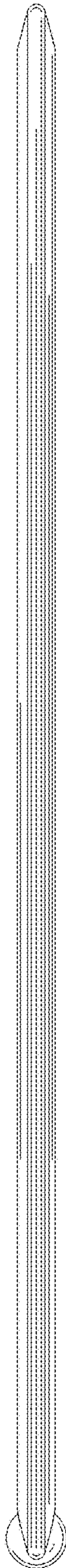


FIG.3




FIG.4

FIG.5

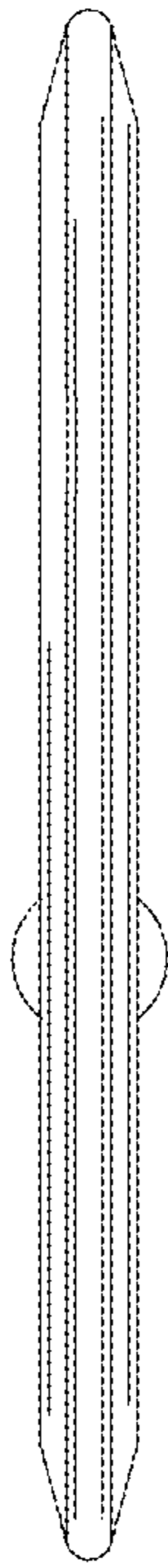


FIG.6

