



US00D828906S

(12) **United States Design Patent** (10) **Patent No.:** **US D828,906 S**
Lu et al. (45) **Date of Patent:** **** Sep. 18, 2018**

(54) **HAND SHOWER**

D759,206 S 6/2016 Moerman
D761,936 S 7/2016 Flowers et al.
9,470,334 B2* 10/2016 Zhou F16K 31/44

(71) Applicant: **Kohler China Investment Co. Ltd.**,
Shanghai (CN)

(72) Inventors: **Tsung-Yu Lu**, Shanghai (CN);
Chia-Ying Lee, Chicago, IL (US); **Lun Cheak Tan**, Shanghai (CN)

(73) Assignee: **KOHLER CHINA INVESTMENT CO. LTD.** (CN)

(**) Term: **15 Years**

(21) Appl. No.: **29/605,405**

(22) Filed: **May 25, 2017**

(51) **LOC (11) Cl.** **23-01**

(52) **U.S. Cl.**
USPC **D23/223**

(58) **Field of Classification Search**
USPC D23/213, 229, 230, 223; 239/556, 566,
239/548, 282; 4/615
CPC .. B05B 1/18; B05B 1/14; B05B 1/185; B05B
3/0486; E03C 1/06
See application file for complete search history.

(56) **References Cited**

U.S. PATENT DOCUMENTS

D495,777 S 9/2004 Aubry et al.
D529,986 S * 10/2006 Chan D23/213
D552,211 S * 10/2007 Toyohara D23/213
7,546,646 B2* 6/2009 Shien B05B 15/652
4/615
D599,883 S 9/2009 Tippens
7,765,627 B2* 8/2010 Pan E03C 1/06
4/615
D633,174 S * 2/2011 Lee E03C 1/06
D23/213
D656,219 S 3/2012 Su
D753,794 S 4/2016 Starck

OTHER PUBLICATIONS

Kohler Faucets; Shift; Multifunction Handshower; K-10257; 2 pages (available prior to May 25, 2017).
Kohler Faucets; Shift; Square Handshower, 2.0gpm; K-45203-GR; 2 pages (available prior to May 25, 2017).

* cited by examiner

Primary Examiner — Robin V Webster

(74) *Attorney, Agent, or Firm* — Foley & Lardner LLP

(57) **CLAIM**

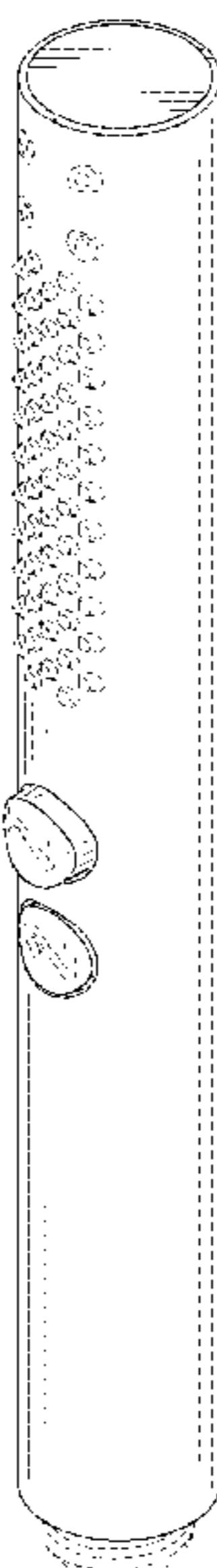
We claim the ornamental design for a hand shower, as shown and described.

DESCRIPTION

FIG. 1 is a top front, right perspective view of a hand shower showing our new design;
FIG. 2 is another perspective view thereof in with the buttons in an alternate position;
FIG. 3 is a front elevation view thereof;
FIG. 4 is a rear elevation view thereof;
FIG. 5 is a left side elevation view thereof;
FIG. 6 is a right side elevation view thereof;
FIG. 7 is a top plan view thereof; and,
FIG. 8 is a bottom plan view thereof.

The ornamental design which is claimed is shown in solid lines in the drawings. The broken lines in the drawings are for illustrative purposes only and form no part of the claimed design. Broken lines formed by equal length dashes show unclaimed subject matter.

1 Claim, 5 Drawing Sheets



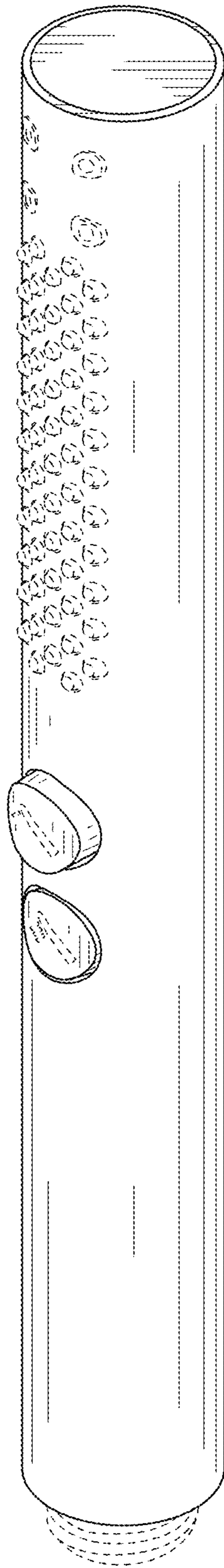


FIG. 1

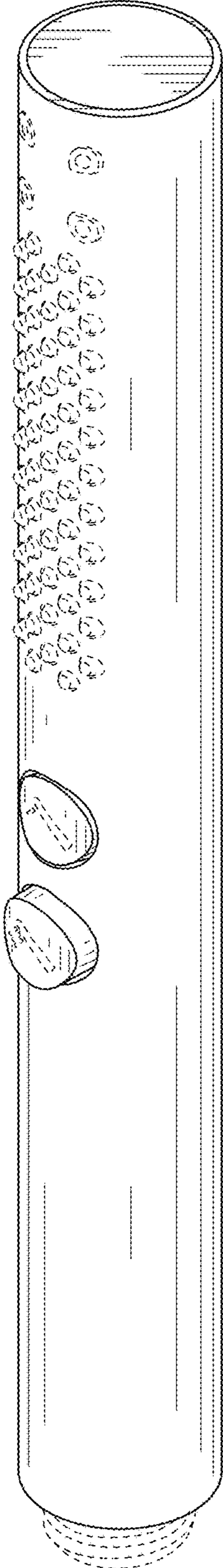


FIG. 2

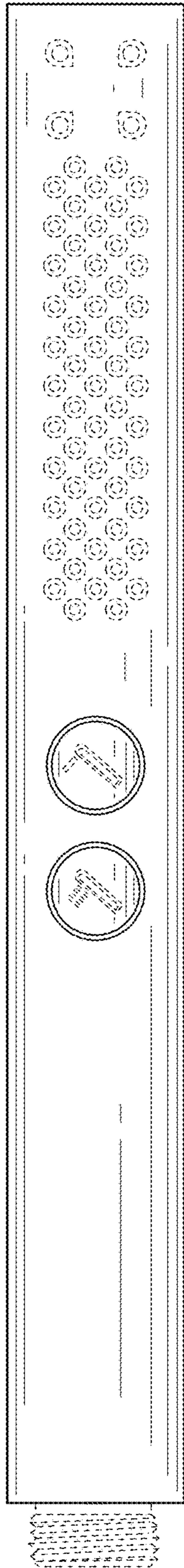


FIG. 3




FIG. 4

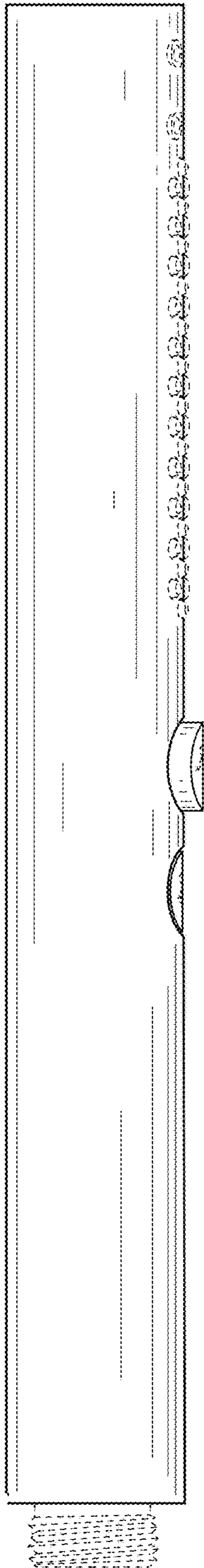


FIG. 5

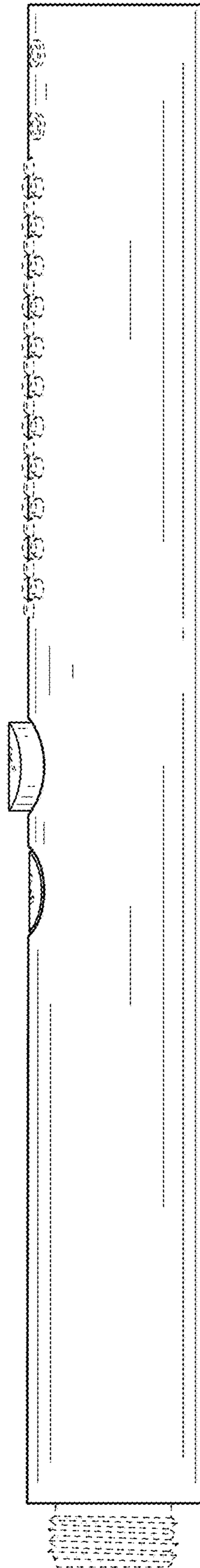


FIG. 6

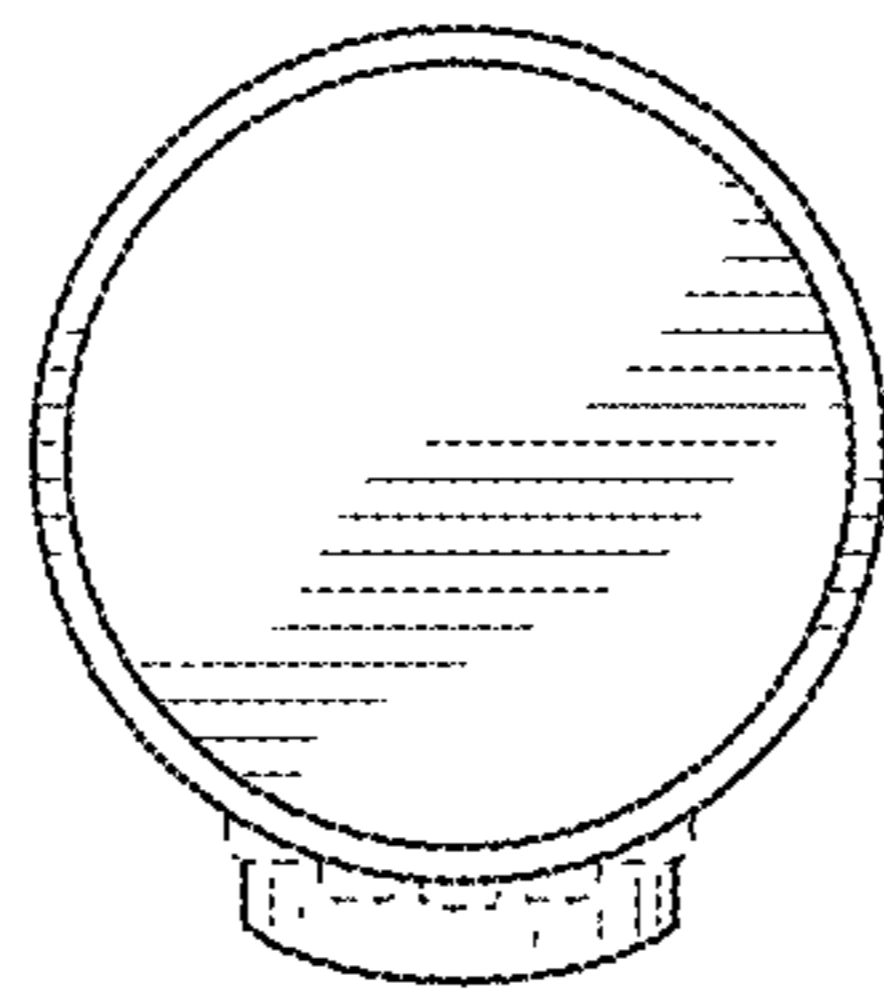


FIG. 7

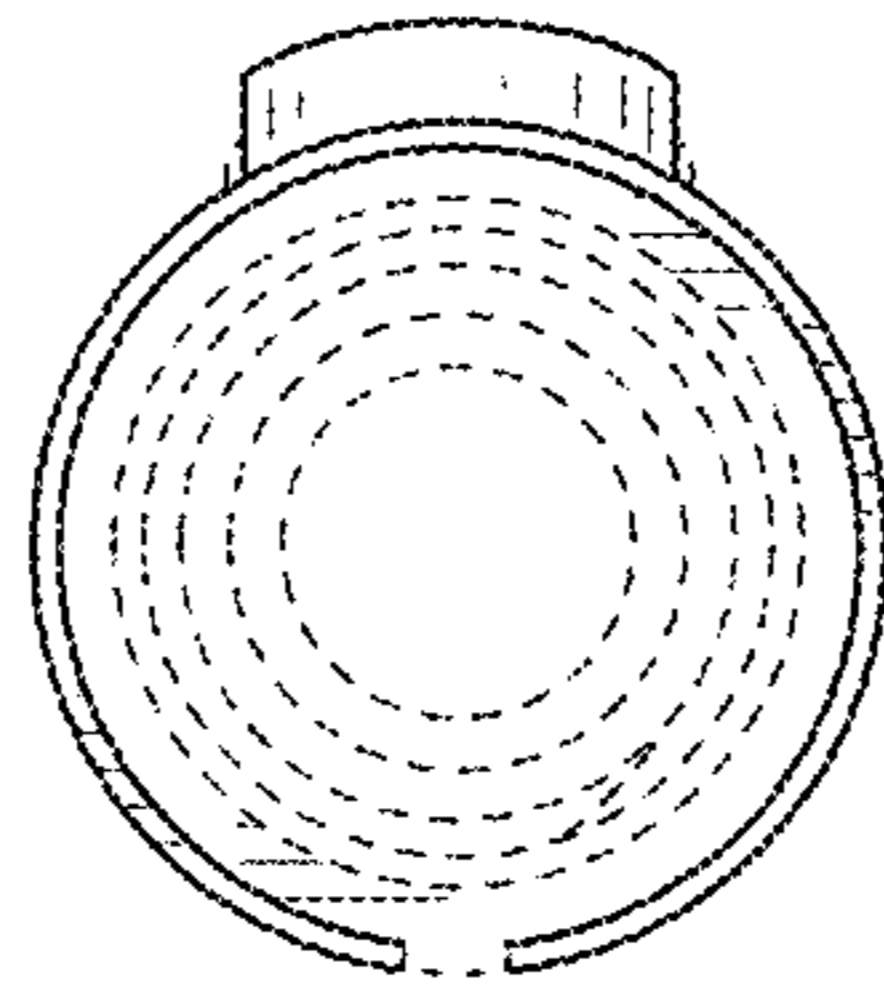


FIG. 8