



US00D828894S

(12) **United States Design Patent** (10) **Patent No.:** **US D828,894 S**
Berte et al. (45) **Date of Patent:** **** Sep. 18, 2018**

(54) **RELOADER**
(71) Applicant: **BOLT ACTION CONCEPTS, LLC**,
West Allis, WI (US)
(72) Inventors: **Michael Berte**, West Allis, WI (US);
Joshua Martinez, Jacksonville, FL
(US)
(73) Assignee: **BOLT ACTION CONCEPTS, LLC**,
West Allis, WI (US)
(**) Term: **15 Years**
(21) Appl. No.: **29/563,966**
(22) Filed: **May 10, 2016**

506,323 A 10/1893 Lee
522,604 A 7/1894 Lee
578,931 A 3/1897 Johnson
600,366 A 3/1898 Johnson
2,122,003 A 6/1938 Cooper
2,137,680 A 11/1938 Vogel
2,503,741 A 4/1950 Johnson
2,756,913 A 7/1956 Oswald
2,779,522 A 1/1957 Puckett
2,825,991 A 3/1958 Stadelmann
2,894,350 A 7/1959 Janson
3,030,724 A 4/1962 Curran
3,219,244 A 11/1965 Blask
3,242,609 A 3/1966 Koistinen
3,669,249 A 6/1972 Foster
3,789,531 A 2/1974 Kersten

(Continued)

Primary Examiner — Randall H Gholson
(74) *Attorney, Agent, or Firm* — Ryan Kromholz &
Manion, S.C.

Related U.S. Application Data

(62) Division of application No. 13/953,320, filed on Jul.
29, 2013, now Pat. No. 9,335,107.
(51) **LOC (11) Cl.** **22-01**
(52) **U.S. Cl.**
USPC **D22/108**
(58) **Field of Classification Search**
USPC D22/108; D21/572–573; 124/66–67, 74;
42/51, 71.01, 75.01, 75.02, 90, 94;
362/110; 89/40.06, 37.04, 33.04, 191.01
CPC F41A 9/61; F41A 9/62; F41A 9/63; F41A
9/64; F41A 9/65; F41A 9/68; F41A 9/69;
F41A 9/73; F41A 9/74; F41A 9/75; F41A
9/79; F41A 9/83; F41A 9/84; F41A 9/86;
F42B 39/02; F42B 39/002
See application file for complete search history.

(57) **CLAIM**

The ornamental design for a reloader, as shown and
described.

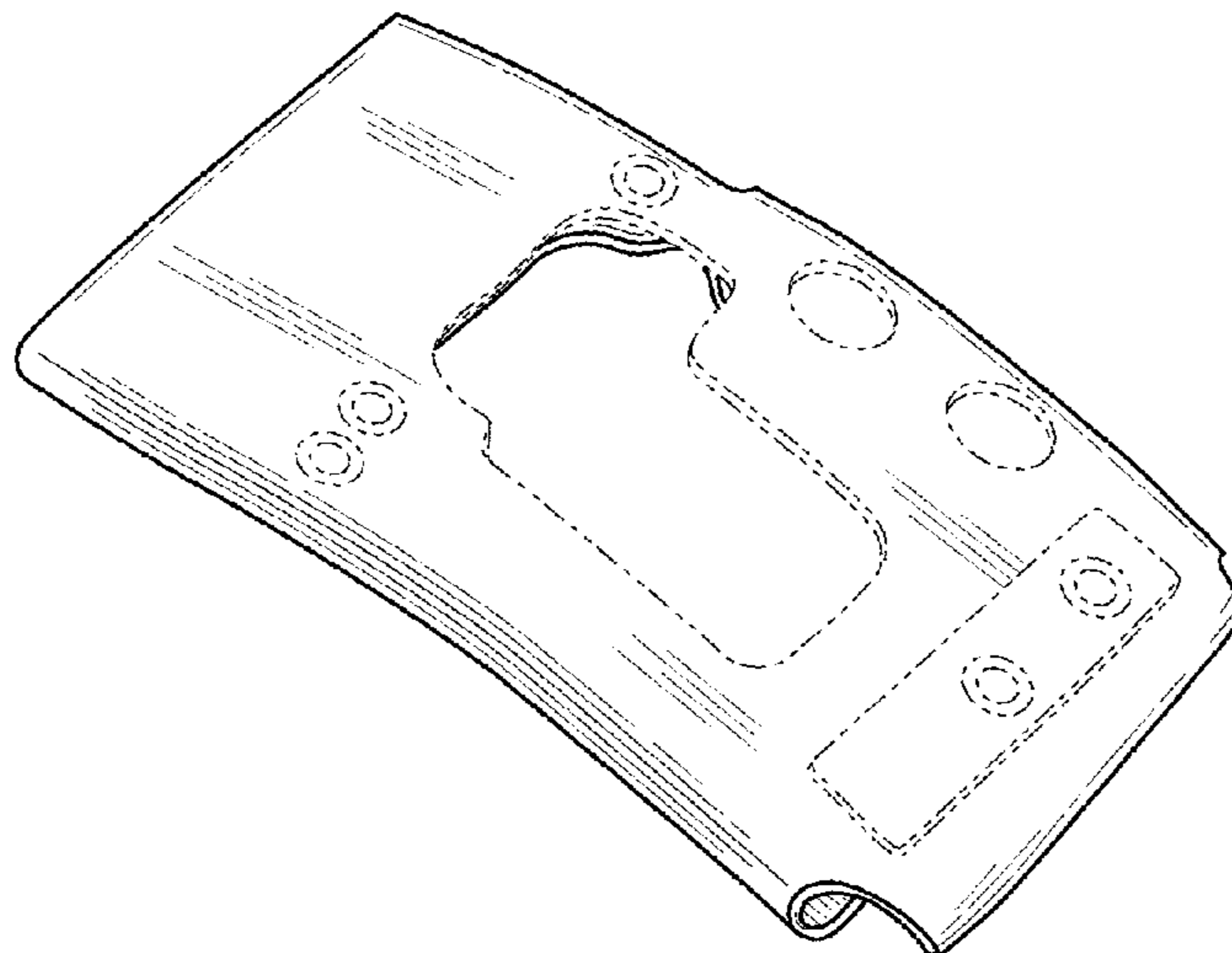
DESCRIPTION

FIG. 1 is a top perspective view of an embodiment of the
reloader;
FIG. 2 is a bottom perspective view thereof;
FIG. 3 is a top plan view thereof;
FIG. 4 is a bottom plan view thereof;
FIG. 5 is a left side elevation view thereof;
FIG. 6 is a top perspective view of another embodiment of
the reloader;
FIG. 7 is a bottom perspective view thereof;
FIG. 8 is a top plan view thereof;
FIG. 9 is a bottom plan view thereof; and,
FIG. 10 is a left side elevation view thereof.
The broken lines in the drawings represent unclaimed sub-
ject matter and form no part of the claim.

(56) **References Cited**
U.S. PATENT DOCUMENTS

278,980 A 6/1883 Livermore et al.
356,276 A 1/1887 Diss
447,577 A 3/1891 Milovanovitch-Koka

1 Claim, 4 Drawing Sheets



(56)

References Cited

U.S. PATENT DOCUMENTS

| | | | | |
|--------------|------|---------|----------------|-----------------------|
| 4,352,254 | A | 10/1982 | Peter et al. | |
| 4,583,659 | A | 4/1986 | Carter | |
| 4,805,333 | A | 2/1989 | Doria et al. | |
| 5,402,594 | A | 4/1995 | Switzer | |
| 5,561,933 | A | 10/1996 | Czekalski | |
| 6,000,589 | A | 12/1999 | Burdine | |
| 6,154,997 | A | 12/2000 | Aluotto et al. | |
| 6,178,683 | B1 | 1/2001 | Williams | |
| 6,286,243 | B1 | 9/2001 | Hinton | |
| D477,047 | S | 7/2003 | Springer | |
| 6,678,985 | B2 | 1/2004 | Pikula | |
| 6,810,616 | B2 | 11/2004 | Tal et al. | |
| 6,817,133 | B1 | 11/2004 | Williams | |
| 6,817,134 | B2 | 11/2004 | Newman | |
| 7,503,138 | B2 | 3/2009 | Tal et al. | |
| D594,649 | S * | 6/2009 | Zusman | D3/222 |
| 7,637,048 | B2 | 12/2009 | Tal et al. | |
| 7,854,083 | B1 | 12/2010 | Aalto | |
| 7,941,955 | B2 | 5/2011 | Stone | |
| D661,770 | S | 6/2012 | Thunberg | |
| D722,235 | S * | 2/2015 | Meng | D3/318 |
| 8,960,497 | B2 * | 2/2015 | Lefeber | F42B 39/26 221/197 |
| D749,843 | S * | 2/2016 | Faifer | D3/262 |
| D808,493 | S * | 1/2018 | Lee | D22/108 |
| 2007/0017140 | A1 | 1/2007 | Pikielny | |
| 2007/0137086 | A1 | 6/2007 | Price | |
| 2010/0313460 | A1 | 12/2010 | Tucker | |

* cited by examiner

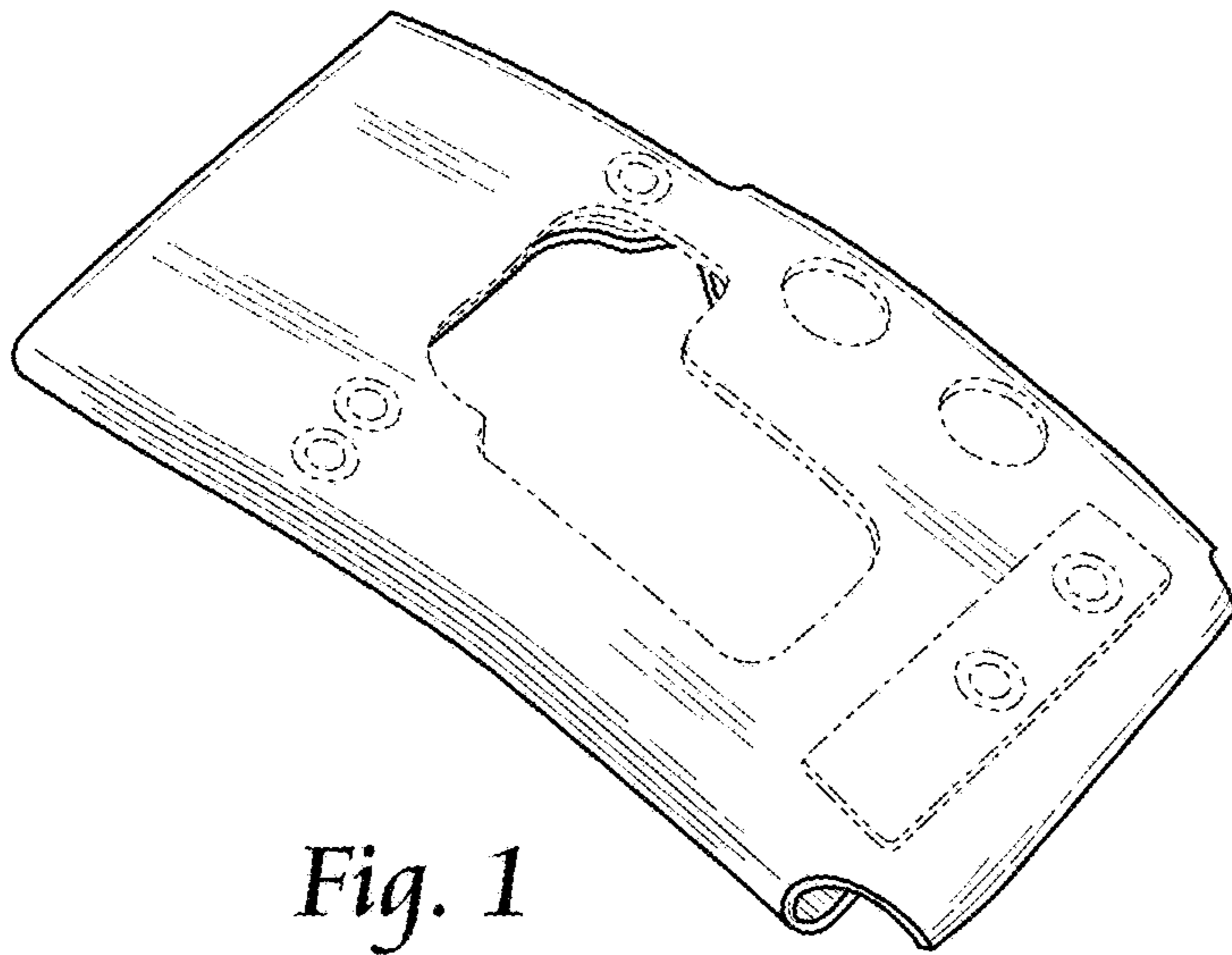


Fig. 1

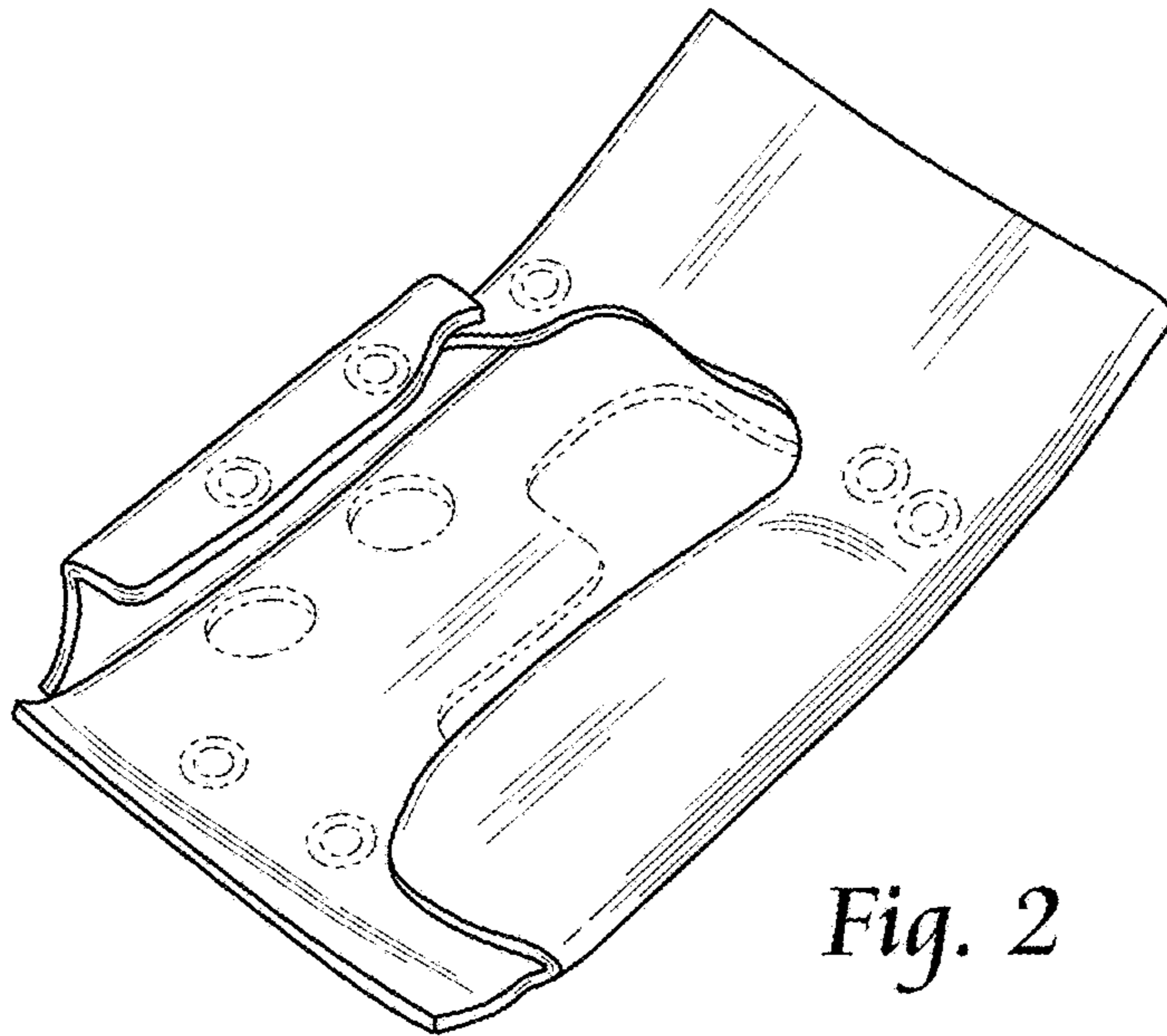


Fig. 2

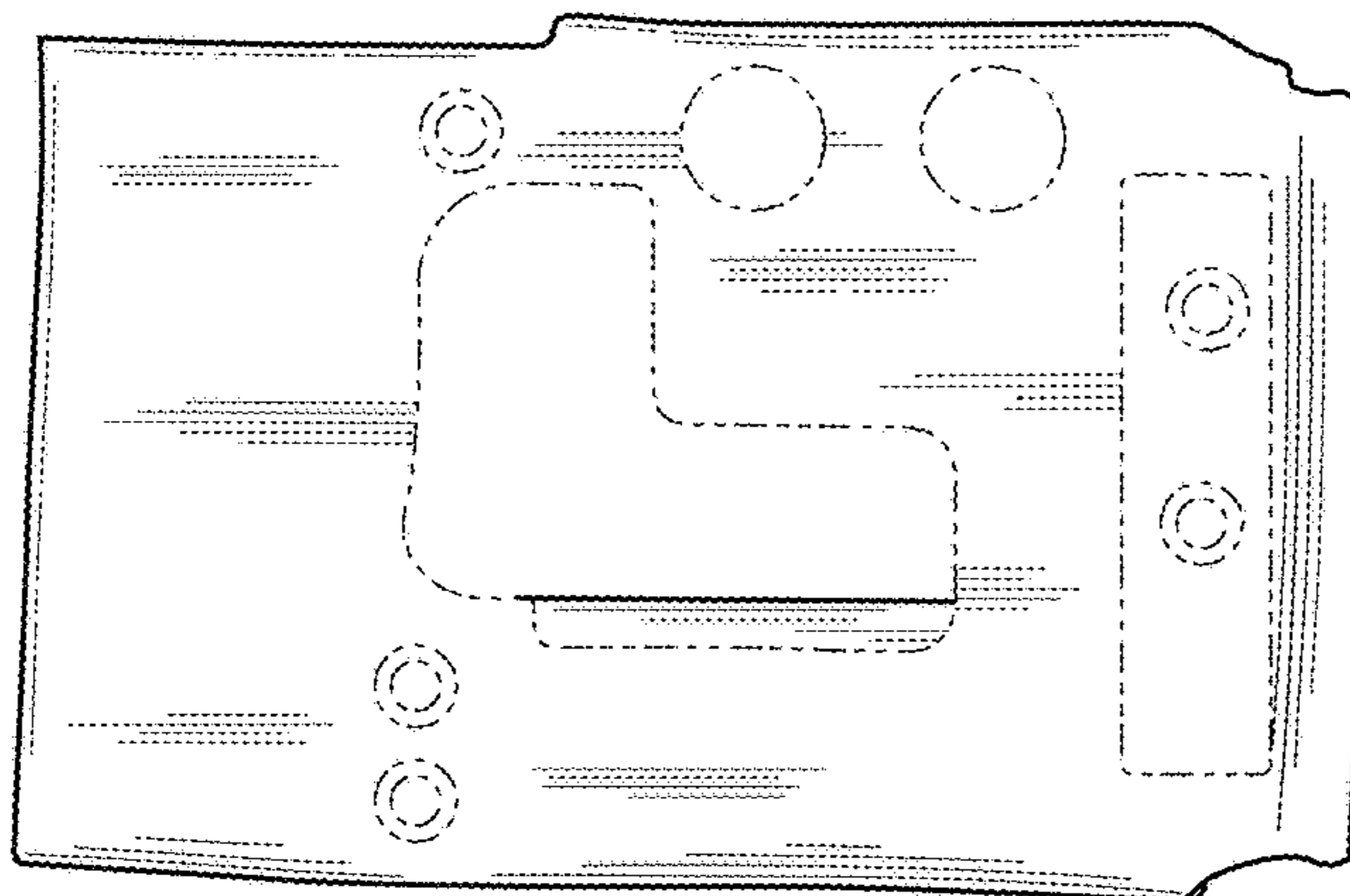


Fig. 3

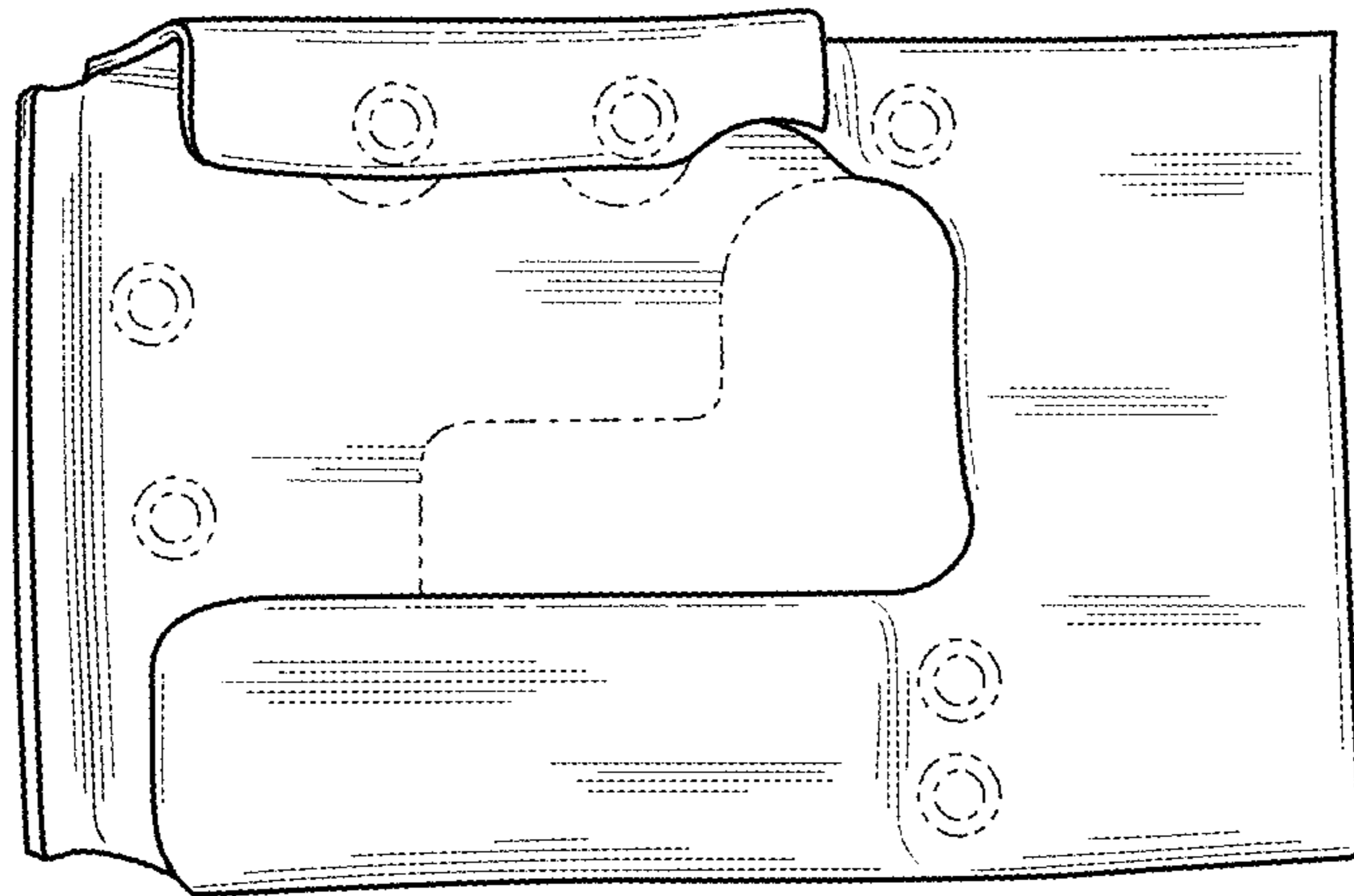


Fig. 4




Fig. 5

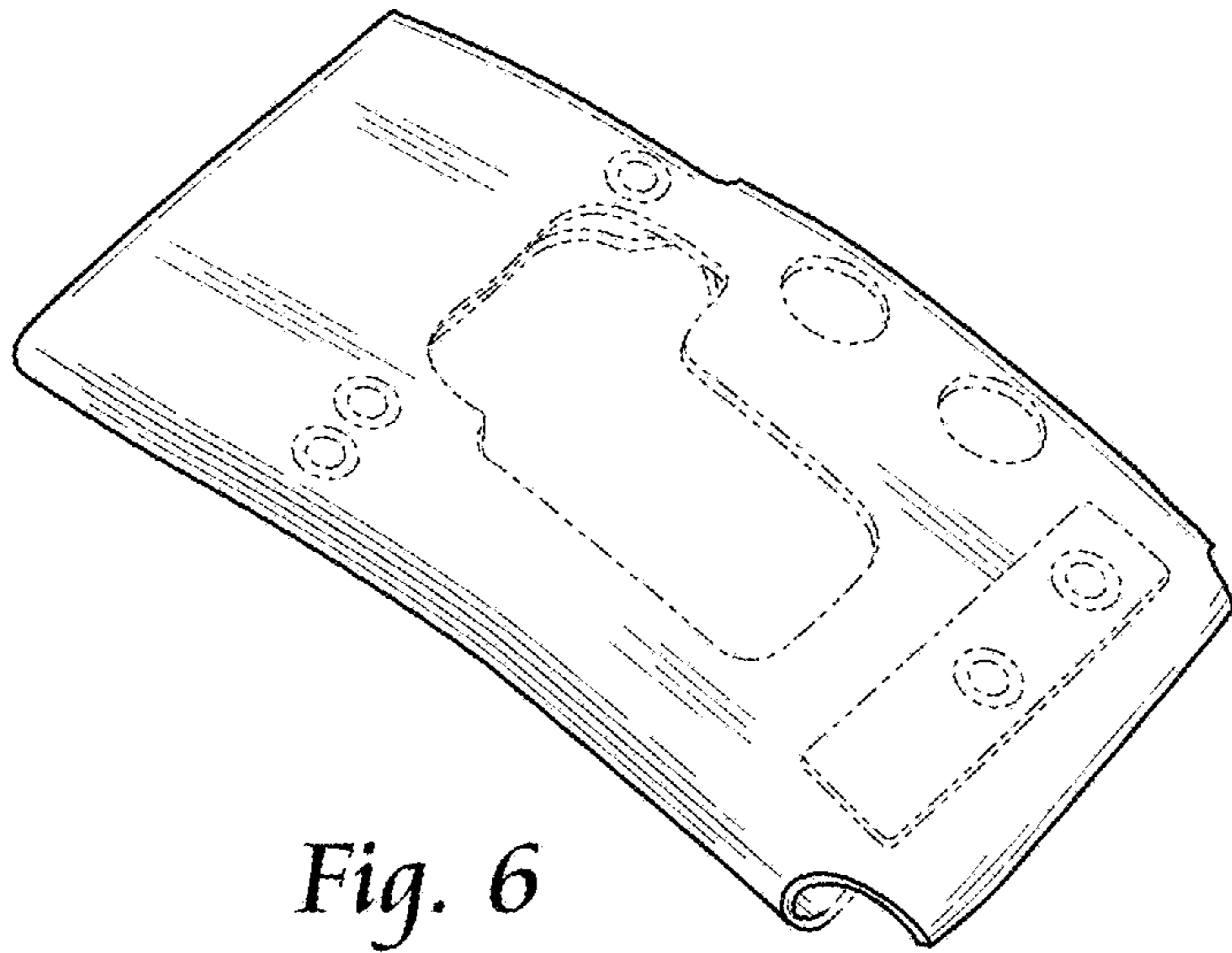


Fig. 6

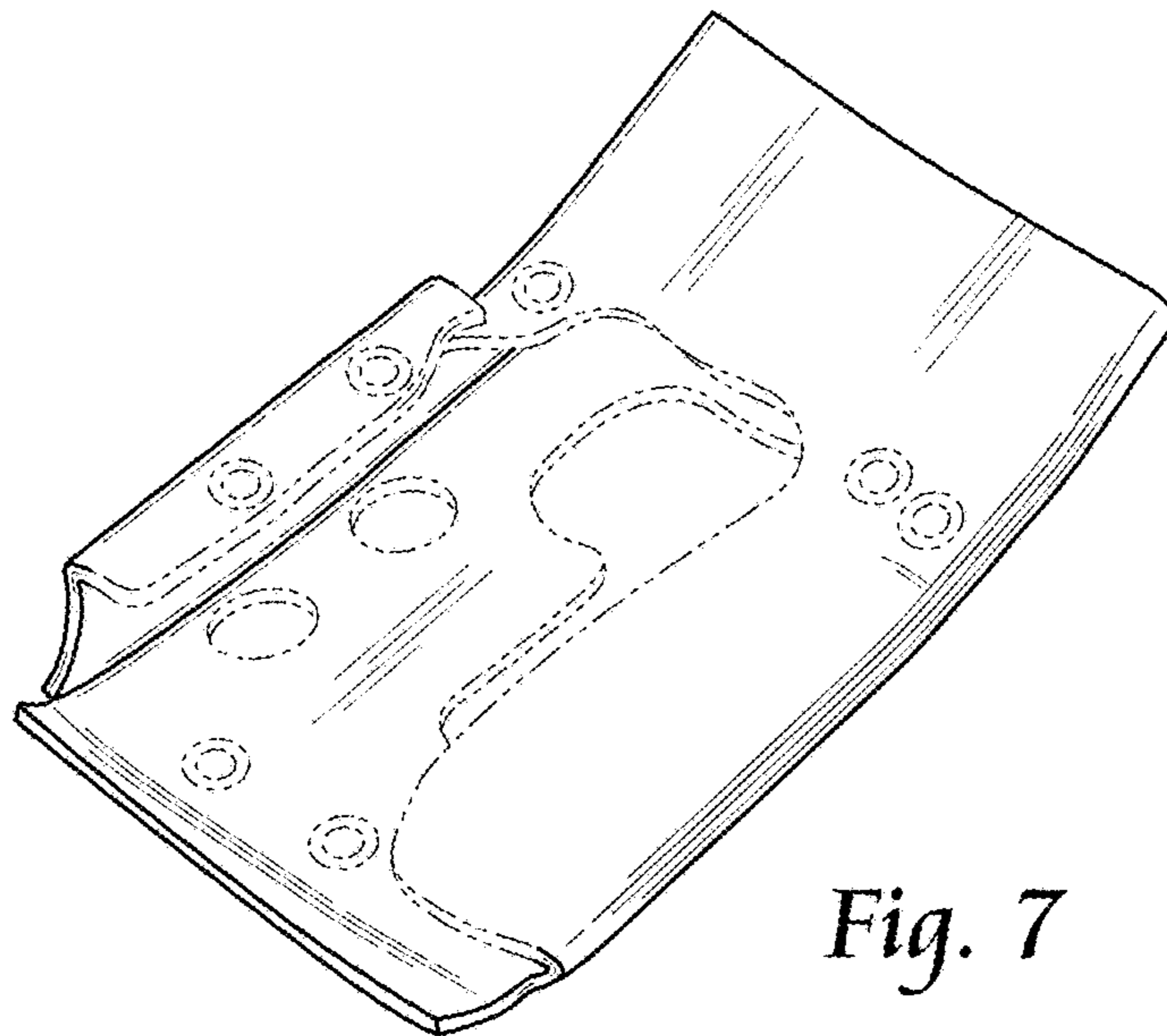


Fig. 7

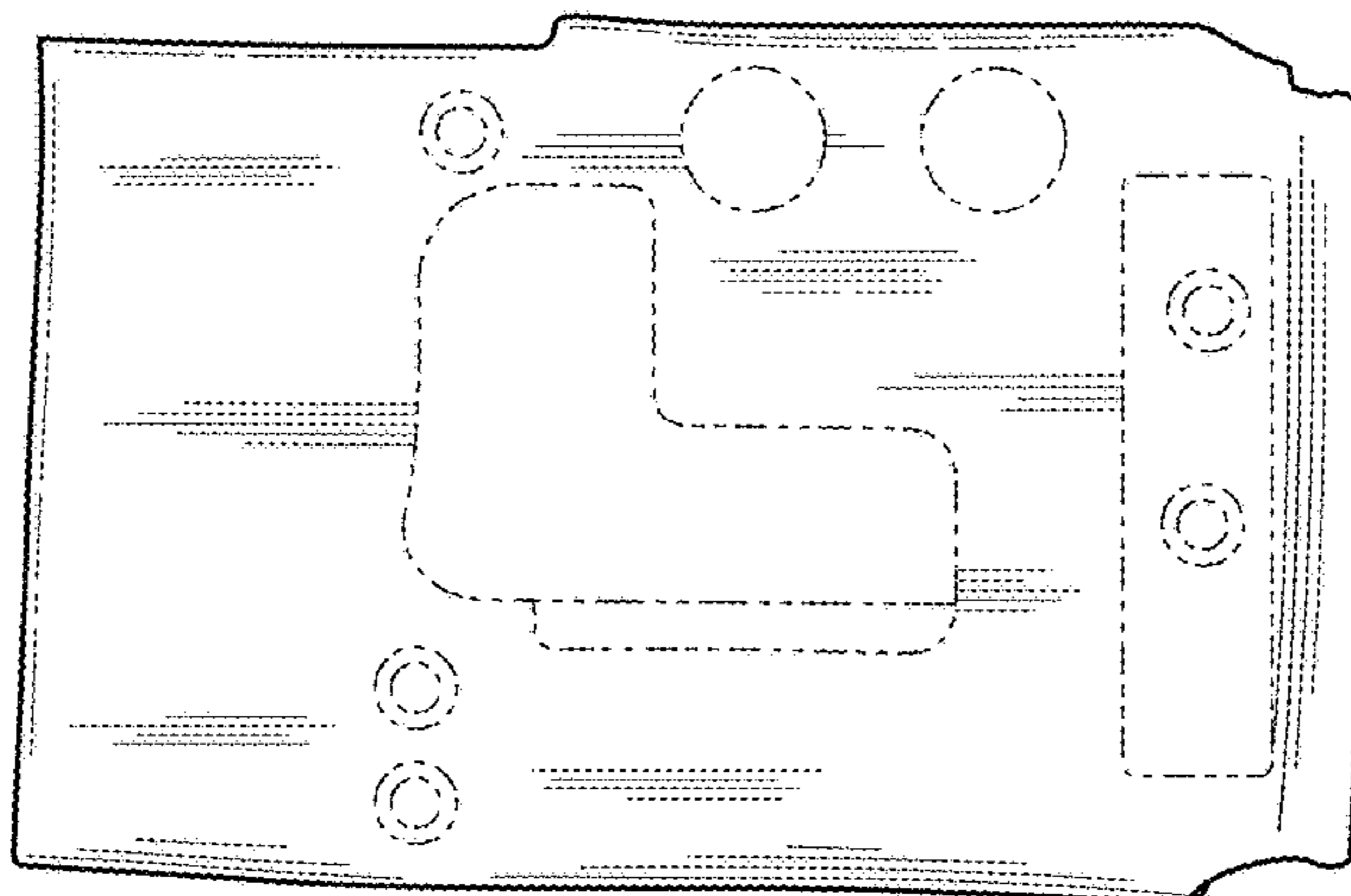


Fig. 8

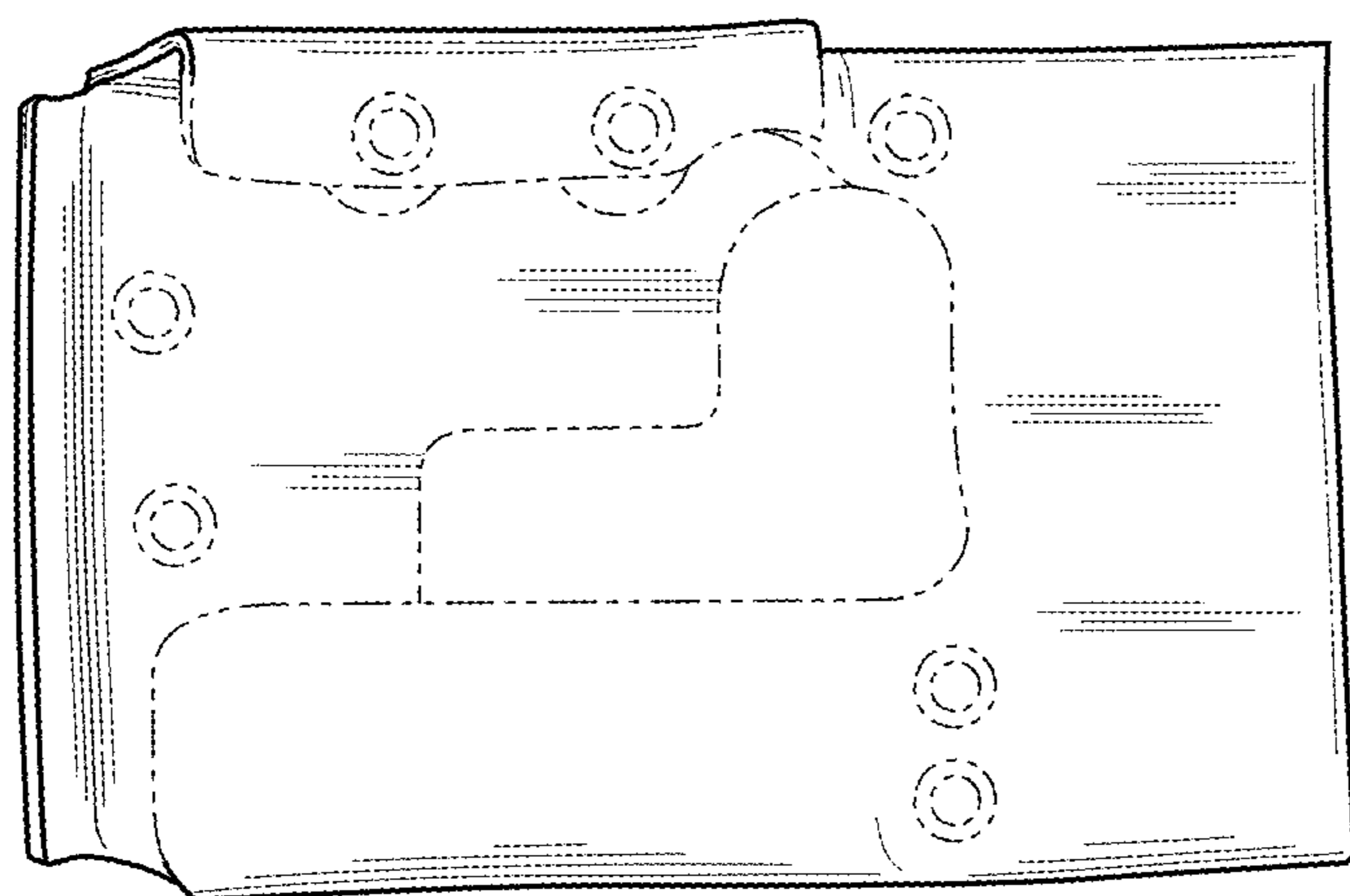


Fig. 9



Fig. 10