



US00D828869S

(12) **United States Design Patent** (10) **Patent No.:** **US D828,869 S**
Bell (45) **Date of Patent:** **** Sep. 18, 2018**

(54) **MAILER DEVICE WITH TRANSPARENT PERIMETER**

(71) Applicant: **Gary Michael Bell**, Crystal, MN (US)

(72) Inventor: **Gary Michael Bell**, Crystal, MN (US)

(**) Term: **15 Years**

(21) Appl. No.: **29/634,275**

(22) Filed: **Jan. 19, 2018**

(51) **LOC (11) Cl.** **19-01**

(52) **U.S. Cl.**
 USPC **D19/3**

(58) **Field of Classification Search**
 USPC D19/1-12, 20-34; 40/124.01-124.15,
 40/661, 672, 726, 776; 283/72, 74-75,
 283/103, 105-107, 82, 70, 94; D21/385;
 D20/10-11, 22, 27, 40, 42;
 D14/435-437; 360/2; 235/380, 382
 CPC .. B42D 15/022; B42D 15/042; B42D 15/045;
 B42D 15/027; B42D 25/00; B42D 25/20;
 B42D 25/30; B42D 2033/00; B42D
 2033/02; B42D 2033/04; B42D 2033/08;
 B42D 2033/10; B42D 2033/16; B42D
 2033/20; B42D 2033/22; B42D 2033/28;
 B42D 2033/30

See application file for complete search history.

(56) **References Cited**

U.S. PATENT DOCUMENTS

D510,383 S *	10/2005	Potter	D19/3
D545,360 S *	6/2007	Schluger	D19/3
D583,409 S *	12/2008	Fagan	D19/3
D621,872 S *	8/2010	Jordan	D19/3
D785,090 S *	4/2017	Dlesk	D19/2

* cited by examiner

Primary Examiner — Abraham Bahta
 (74) *Attorney, Agent, or Firm* — Barnes & Thornburg
 LLP; Jeffrey R. Stone

(57) **CLAIM**

The ornamental design for a mailer device with transparent perimeter, as shown and described.

DESCRIPTION

FIG. 1 is a perspective view of the mailer device with transparent perimeter showing the design; FIG. 2 is a front view thereof; and, FIG. 3 is a back view thereof.

1 Claim, 3 Drawing Sheets

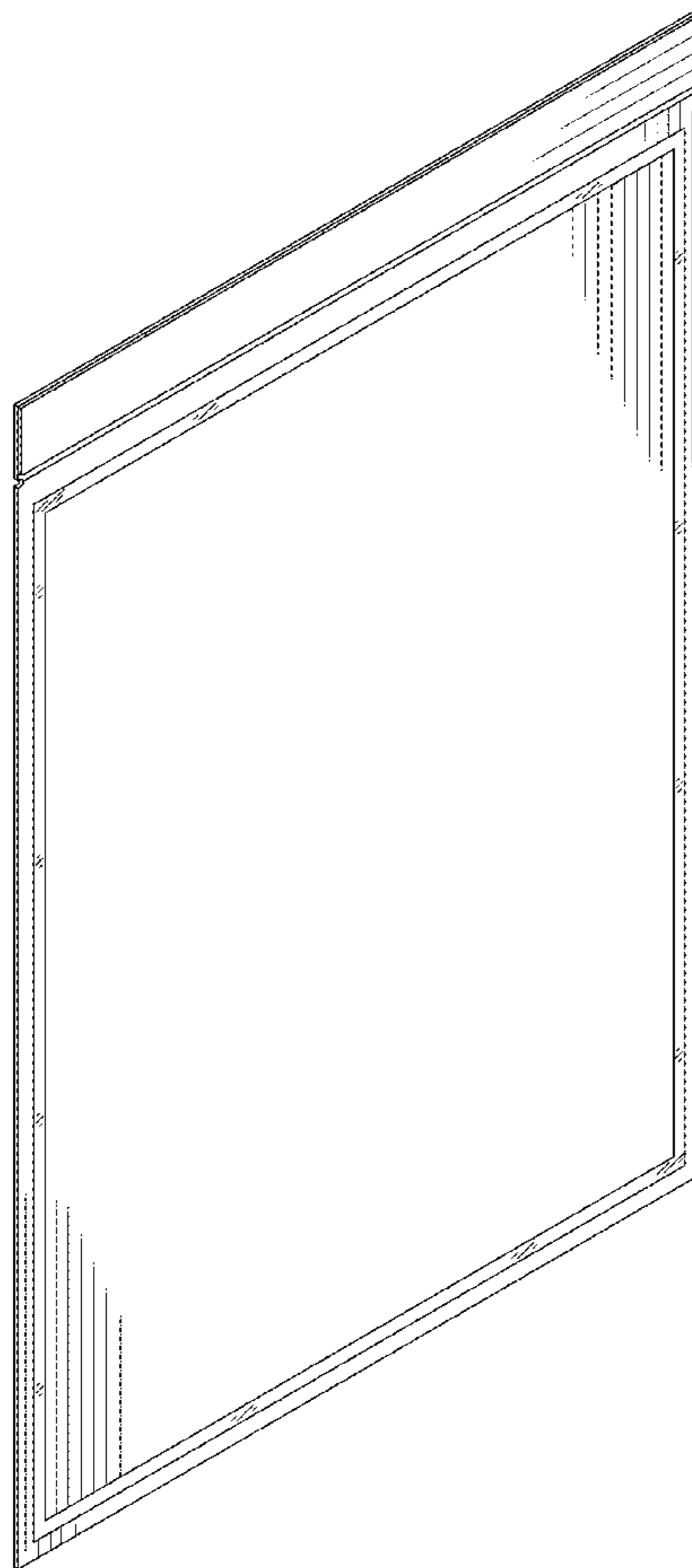


FIG. 1

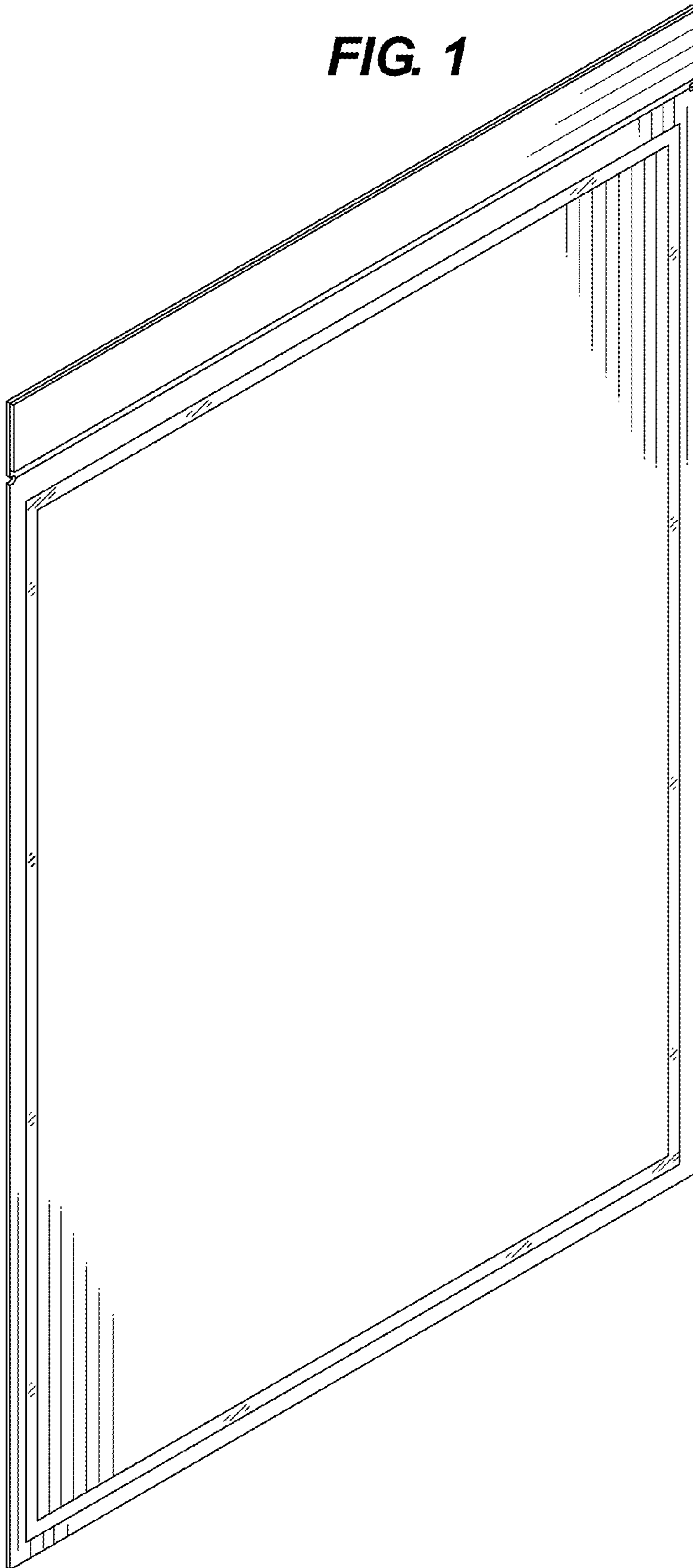


FIG. 2

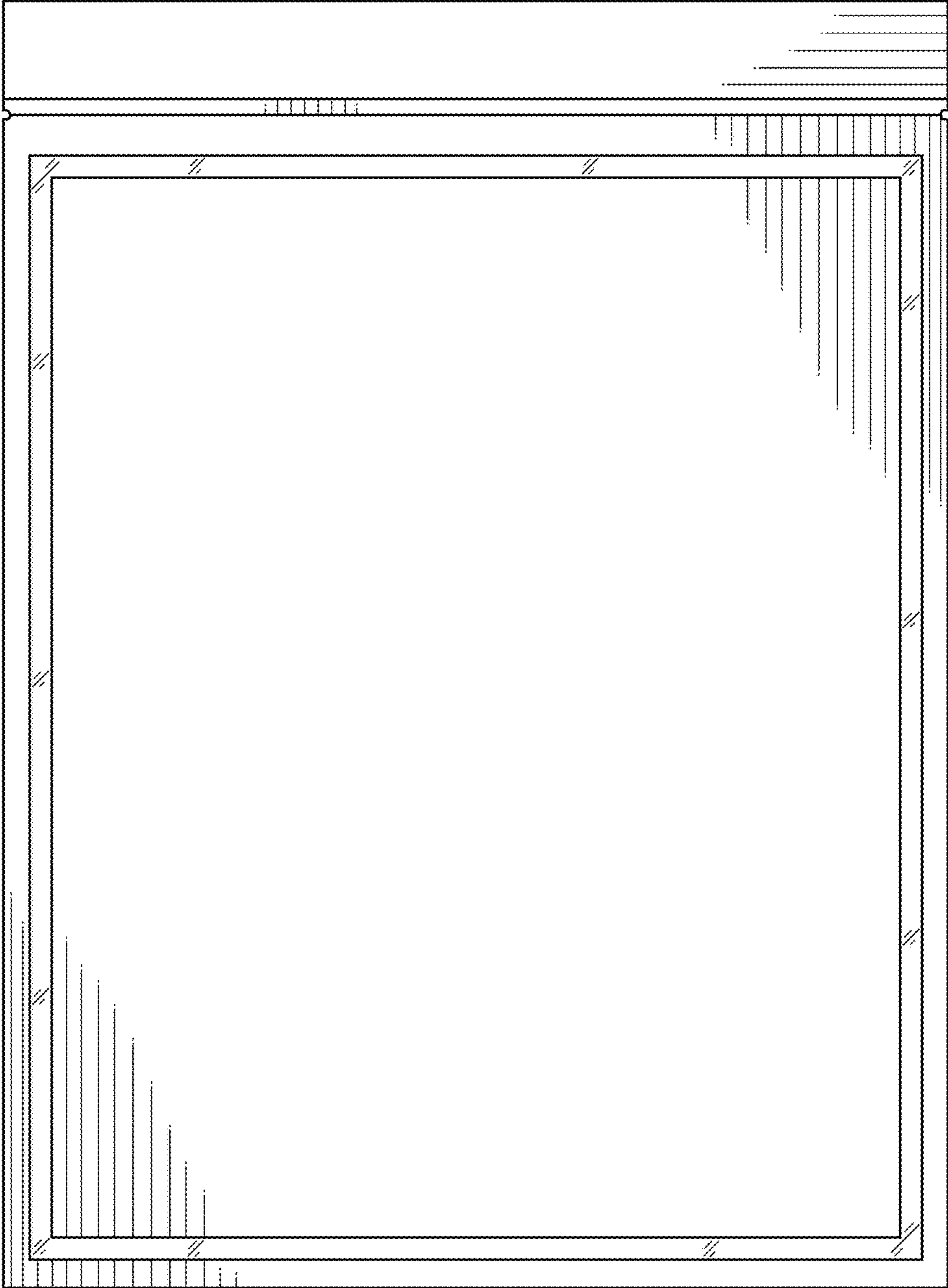


FIG. 3

