

US00D828834S

(12) **United States Design Patent** (10) **Patent No.:** **US D828,834 S**  
**Zhang et al.** (45) **Date of Patent:** **\*\* Sep. 18, 2018**

(54) **WEARABLE DEVICE**  
(71) Applicant: **HUAWEI TECHNOLOGIES CO., LTD.**, Shenzhen (CN)  
(72) Inventors: **Haiqi Zhang**, Shenzhen (CN); **Yun Guo**, Shenzhen (CN)  
(73) Assignee: **Huawei Technologies Co., Ltd.** (CN)  
(\*\*) Term: **15 Years**

D577,613 S \* 9/2008 Rochat ..... D10/38  
D578,023 S 10/2008 Rochat  
D584,171 S \* 1/2009 Monachon ..... D10/32  
D586,240 S \* 2/2009 Reginelli ..... D10/32  
D592,980 S \* 5/2009 Laucella ..... D10/39  
D596,050 S \* 7/2009 Monachon ..... D10/32  
D599,682 S \* 9/2009 Yoshida ..... D10/32  
D627,243 S \* 11/2010 Deleskiewicz ..... D10/39  
D690,209 S \* 9/2013 Kawashima ..... D10/32  
D742,260 S \* 11/2015 Park ..... D10/30

(Continued)

(21) Appl. No.: **29/570,099**  
(22) Filed: **Jul. 5, 2016**  
(30) **Foreign Application Priority Data**

**FOREIGN PATENT DOCUMENTS**

CN 301521467 S 4/2011  
CN 302413443 S 4/2013  
CN 302618416 S 10/2013

(Continued)

Jan. 6, 2016 (CN) ..... 2016 3 0003497  
(51) **LOC (11) Cl.** ..... **14-02**  
(52) **U.S. Cl.**  
USPC ..... **D14/344**

*Primary Examiner* — Barbara Fox  
*Assistant Examiner* — Kristin E Reed  
(74) *Attorney, Agent, or Firm* — Design IP

(58) **Field of Classification Search**  
USPC ..... D14/344, 138 R, 144, 358; D24/167, D24/169, 186–187; D11/3, 93–94; D10/30–39, 70, 98; 379/433.1; 361/679.03  
CPC ..... G06F 1/163; G06F 1/1628; G06F 1/1626; G06F 1/1635; G06F 1/08; G06F 1/10; G06F 1/04; G06F 1/14; G06F 1/3203; A41D 1/002; H04M 1/02; H04M 1/03; H04M 1/04; H04M 1/05; H04M 1/667; H04M 1/6058; Y02B 60/12; H04B 1/385; H04B 1/3888; H04B 1/3833; G06Q 20/10; G06Q 20/108; G06Q 20/12; G06Q 20/145

(57) **CLAIM**

The ornamental design for a wearable device, as shown and described.

See application file for complete search history.

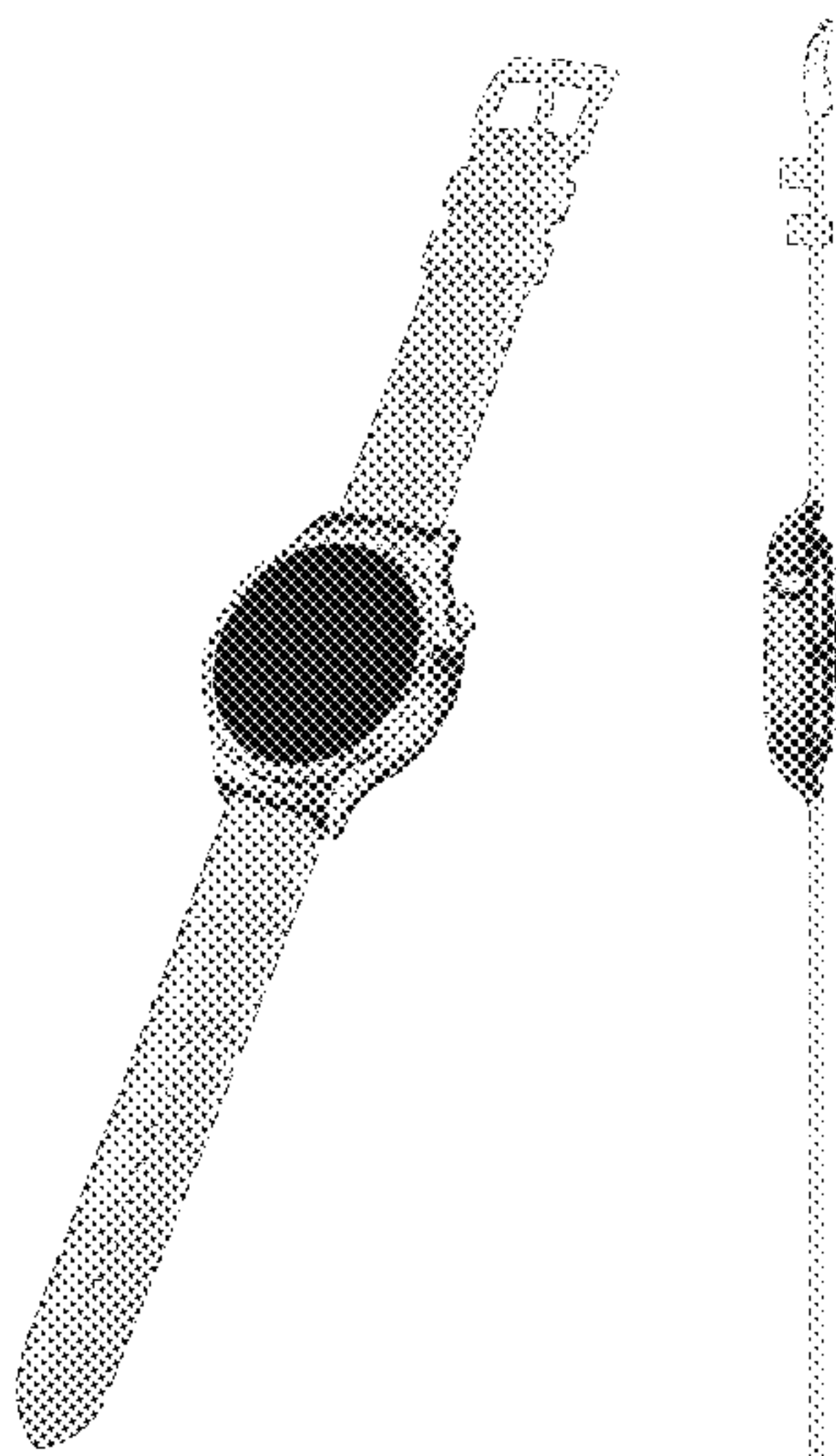
**DESCRIPTION**

FIG. 1 is a front perspective view of a wearable device showing our new design;  
FIG. 2 is a front perspective thereof, showing the band on a closed position;  
FIG. 3 is a front view thereof;  
FIG. 4 is a rear view thereof;  
FIG. 5 is a left side view thereof;  
FIG. 6 is a right side view thereof;  
FIG. 7 is a top view thereof; and,  
FIG. 8 is a bottom view thereof.  
The dash-dot lines in the figures and the areas within the dash-dot lines show portions of the wearable device that form no part of the claimed design.

(56) **References Cited**  
U.S. PATENT DOCUMENTS

D507,974 S \* 8/2005 Strasser ..... D10/30  
D526,218 S \* 8/2006 Krieger ..... D10/39

**1 Claim, 8 Drawing Sheets**



(56)

**References Cited**

U.S. PATENT DOCUMENTS

D773,944 S \* 12/2016 Wang ..... D10/30  
D781,721 S \* 3/2017 Abdourahim ..... D10/38

FOREIGN PATENT DOCUMENTS

CN 303081258 S 1/2015  
CN 303306585 S 7/2015  
CN 303385555 S 9/2015  
CN 303394088 S 10/2015  
CN 303408033 S 10/2015  
JP D1522013 S 4/2015

\* cited by examiner



FIG. 1





FIG. 2




FIG. 3



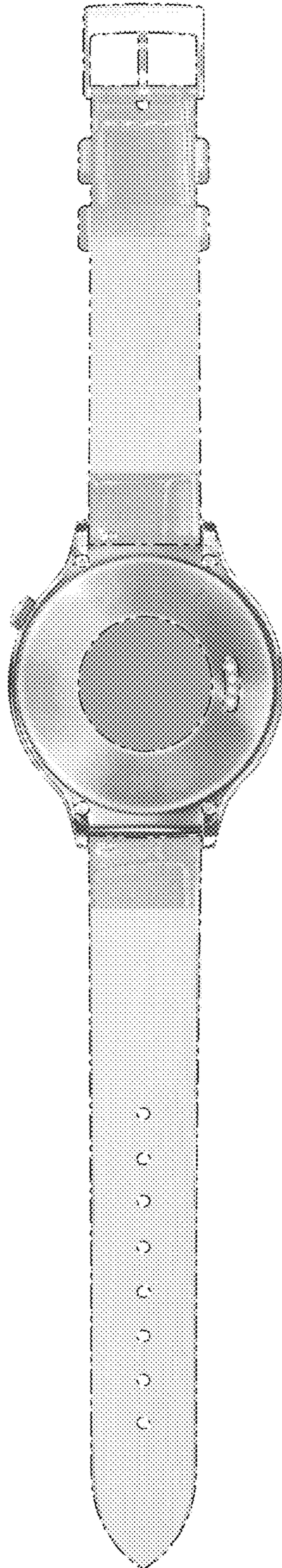


FIG. 4




FIG. 5




FIG. 6





FIG. 7



FIG. 8