



US00D828833S

(12) **United States Design Patent** (10) **Patent No.:** **US D828,833 S**
Zhang et al. (45) **Date of Patent:** **** Sep. 18, 2018**

(54) **WEARABLE DEVICE**

(71) Applicant: **HUAWEI TECHNOLOGIES CO., LTD.**, Shenzhen (CN)

(72) Inventors: **Haiqi Zhang**, Shenzhen (CN); **Yun Guo**, Shenzhen (CN)

(73) Assignee: **Huawei Technologies Co., Ltd.** (CN)

(**) Term: **15 Years**

(21) Appl. No.: **29/570,097**

(22) Filed: **Jul. 5, 2016**

(30) **Foreign Application Priority Data**

Jan. 6, 2016 (CN) 2016 3 0003500

(51) **LOC (11) Cl.** **14-02**

(52) **U.S. Cl.**
USPC **D14/344**; D24/186

(58) **Field of Classification Search**
USPC D24/167, 169, 186-187; D11/3, 93-94;
D10/30-39, 70, 98; 379/433.1;
361/679.03

CPC G06F 1/163; G06F 1/1628; G06F 1/1626;
G06F 1/1635; G06F 1/08; G06F 1/10;
G06F 1/04; G06F 1/14; G06F 1/3203;
A41D 1/002; H04M 1/02; H04M 1/03;
H04M 1/04; H04M 1/05; H04M 1/667;
H04M 1/6058; Y02B 60/12; H04B 1/385;
H04B 1/3888; H04B 1/3833; G06Q
20/10; G06Q 20/108; G06Q 20/12; G06Q
20/145

See application file for complete search history.

(56) **References Cited**

U.S. PATENT DOCUMENTS

D316,676 S * 5/1991 Houlihan D10/32
D385,804 S * 11/1997 Toribio D10/30

D461,736 S * 8/2002 De Muralt D10/128
D490,719 S * 6/2004 Schoepfer D10/32
D528,443 S * 9/2006 Bedat D10/39
D578,023 S 10/2008 Rochat
D600,145 S * 9/2009 Schoepfer D10/38
D625,203 S 10/2010 Giannini
D686,092 S * 7/2013 Schoepfer D10/39
D742,260 S * 11/2015 Park D10/30
D773,944 S * 12/2016 Wang D10/30

FOREIGN PATENT DOCUMENTS

CN 301071385 S 12/2009
CN 302053279 S 8/2012
CN 302121775 S 10/2012
CN 302915850 S 8/2014
CN 302991340 S 11/2014

(Continued)

Primary Examiner — Barbara Fox

Assistant Examiner — Kristin E Reed

(74) *Attorney, Agent, or Firm* — Design IP

(57) **CLAIM**

The ornamental design for a wearable device, as shown and described.

DESCRIPTION

FIG. 1 is a front perspective view of wearable device showing our new design;

FIG. 2 is a front perspective thereof, showing the band on a closed position;

FIG. 3 is a front view thereof;

FIG. 4 is a rear view thereof;

FIG. 5 is a left side view thereof;

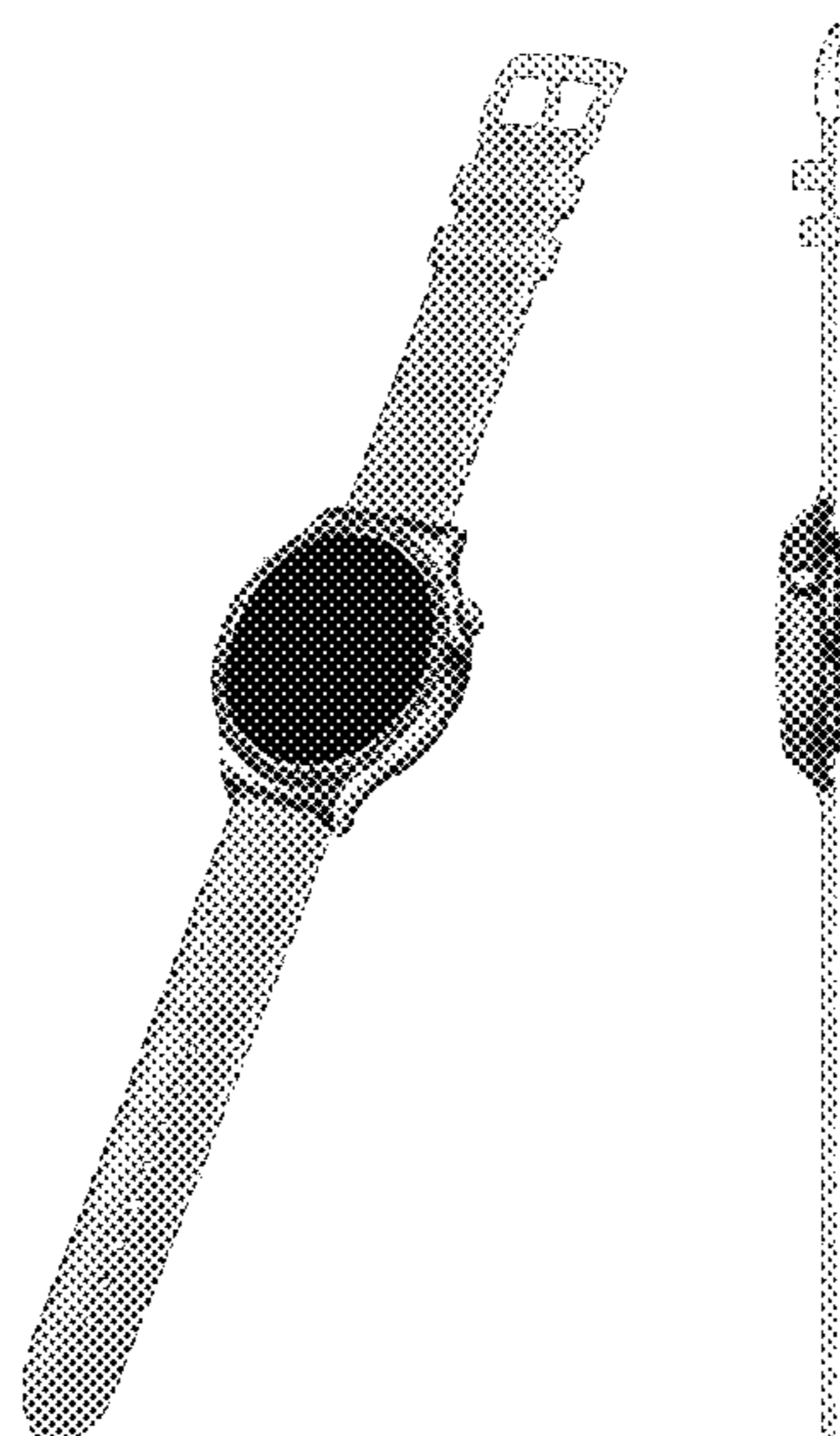
FIG. 6 is a right side view thereof;

FIG. 7 is a top view thereof; and,

FIG. 8 is a bottom view thereof.

The dash-dot lines in the figures and the areas within the dash-dot lines show portions of the wearable device that form no part of the claimed design.

1 Claim, 8 Drawing Sheets



(56)

References Cited

FOREIGN PATENT DOCUMENTS

CN	303188905 S	4/2015
CN	303207714 S	5/2015
CN	303207765 S	5/2015
CN	303296620 S	7/2015
CN	303317624 S	8/2015
CN	303327810 S	8/2015
CN	303368362 S	9/2015
CN	303375865 S	9/2015
CN	303375876 S	9/2015
CN	303402512 S	10/2015
CN	303490316 S	12/2015
CN	303506089 S	12/2015
CN	303520553 S	12/2015
JP	D1522013 S	4/2015
JP	D1530176 S	8/2015
JP	2016014368 A	1/2016

* cited by examiner



FIG. 1



FIG. 2




FIG. 3

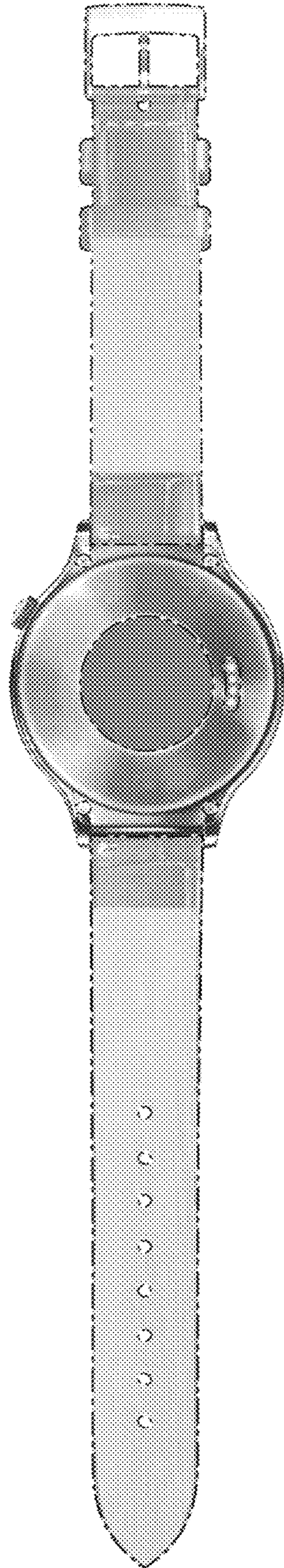


FIG. 4




FIG. 5



FIG. 6



FIG. 7



FIG. 8