



US00D828824S

(12) **United States Design Patent** (10) **Patent No.:** **US D828,824 S**  
**Slimak** (45) **Date of Patent:** **\*\* Sep. 18, 2018**

(54) **APPLIQUE FOR AN EARBUD**  
(71) Applicant: **Jonathan Slimak**, Brooklyn, NY (US)  
(72) Inventor: **Jonathan Slimak**, Brooklyn, NY (US)  
(\*\*) Term: **15 Years**  
(21) Appl. No.: **29/602,160**  
(22) Filed: **Apr. 28, 2017**  
(51) **LOC (11) Cl.** ..... **14-01**  
(52) **U.S. Cl.**  
USPC ..... **D14/223**  
(58) **Field of Classification Search**  
USPC ..... D14/223, 205, 248, 250; D19/1, 26;  
D20/11, 22; D3/218; 24/11 M; D8/395;  
84/322; 150/154; 602/58; 181/129, 130,  
181/135; 379/430, 431; 381/380, 381;  
455/90.3, 575.1, 569.1; D24/189  
CPC ..... H04R 1/10; H04R 25/00; H04R 25/02;  
H04R 1/1016; H04R 1/1066; H04R  
1/1091  
See application file for complete search history.

(56) **References Cited**  
U.S. PATENT DOCUMENTS  
1,241,302 A \* 9/1917 Taylor ..... G09F 3/14  
40/316  
1,634,772 A \* 7/1927 Chrisman ..... B43K 25/024  
24/11 M  
1,697,102 A \* 1/1929 Barrington ..... A45D 44/12  
128/866  
D297,702 S \* 9/1988 Persson ..... D8/14  
5,682,981 A \* 11/1997 Sudborough ..... A44B 15/005  
206/349  
D392,093 S \* 3/1998 Dierking ..... D3/208

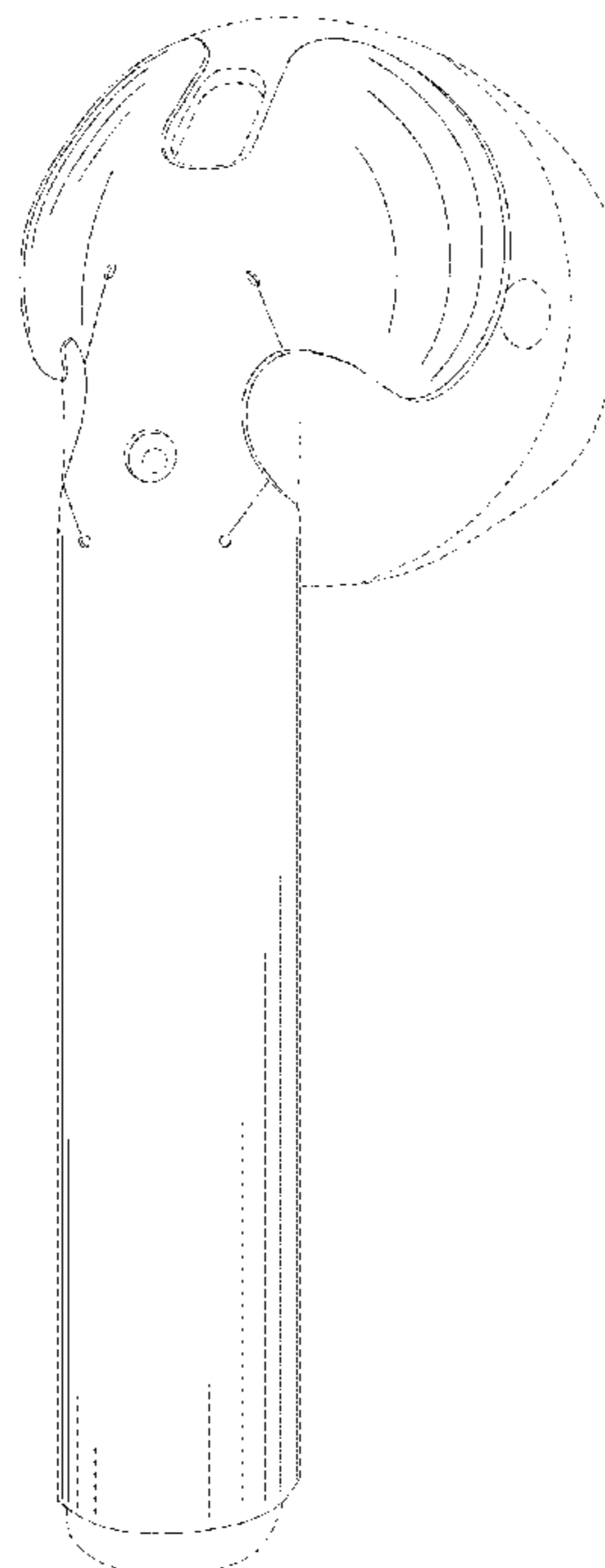
D436,008 S \* 1/2001 Klein ..... D27/161  
D521,232 S \* 5/2006 Andre ..... D3/218  
D532,003 S \* 11/2006 Franck ..... D14/248  
D585,053 S \* 1/2009 Zeiss ..... D14/223  
D589,933 S \* 4/2009 Zeiss ..... D14/205  
D589,944 S \* 4/2009 Zeiss ..... D14/223  
D619,997 S \* 7/2010 Nevatia ..... D14/223  
D696,648 S \* 12/2013 Siebenberg ..... D14/205  
D723,704 S \* 3/2015 Igwebuike ..... D24/189  
D742,860 S \* 11/2015 Miyake ..... D14/223  
D750,470 S \* 3/2016 Achenbach ..... D8/356  
D782,189 S \* 3/2017 Bauer ..... D3/247

\* cited by examiner  
*Primary Examiner* — Paula Allen Greene  
(74) *Attorney, Agent, or Firm* — Dunlap Bennett & Ludwig PLLC; Brendan E. Squire

(57) **CLAIM**  
The ornamental design for an applique for an earbud, as shown and described.

**DESCRIPTION**  
FIG. 1 is a top plan view of the applique for an earbud showing my new design;  
FIG. 2 is a right side view thereof; the left side being a mirror image thereof;  
FIG. 3 is a top plan view thereof;  
FIG. 4 is a bottom plan view thereof;  
FIG. 5 is a bottom plan view thereof; and,  
FIG. 6 is a perspective view of the applique for an earbud in use.  
The broken lines in FIG. 6 showing the applique for an earbud in use illustrates environment and forms no part of the claim.

**1 Claim, 4 Drawing Sheets**



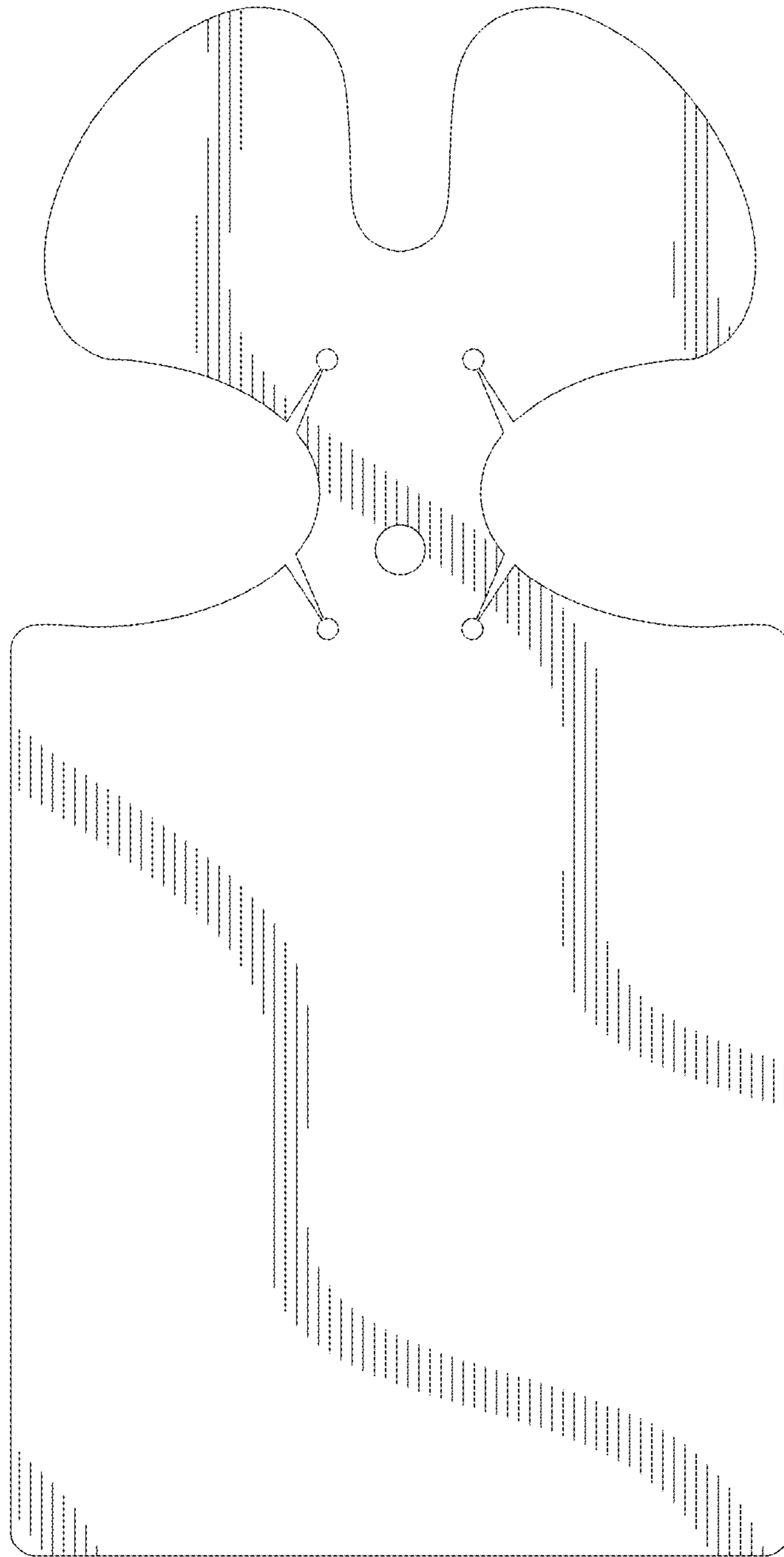


FIG. 1

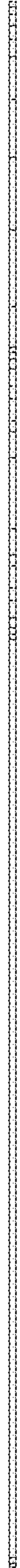


FIG. 2

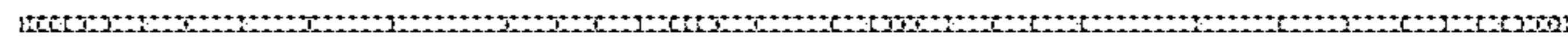


FIG. 3




FIG. 4

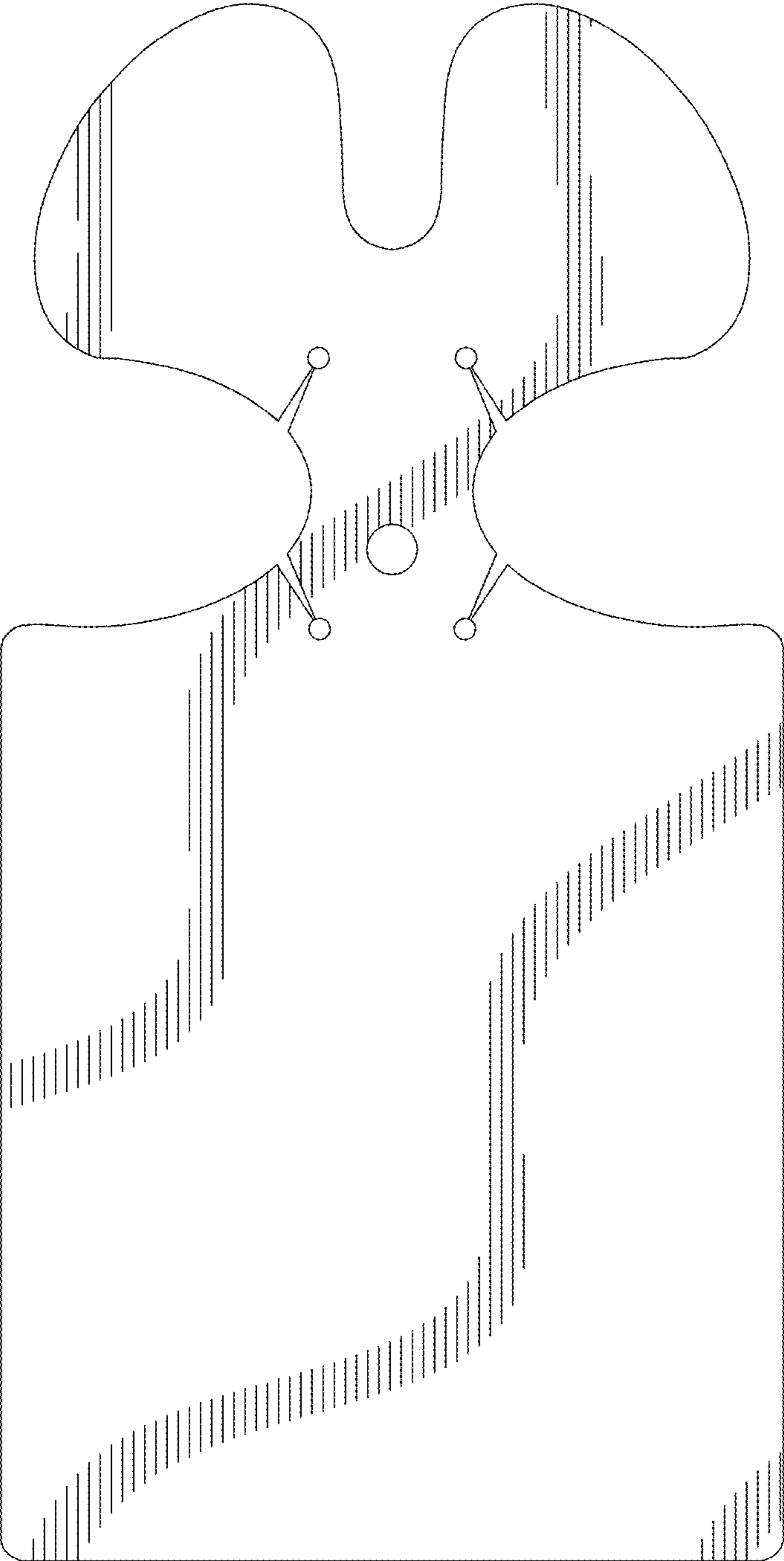


FIG.5

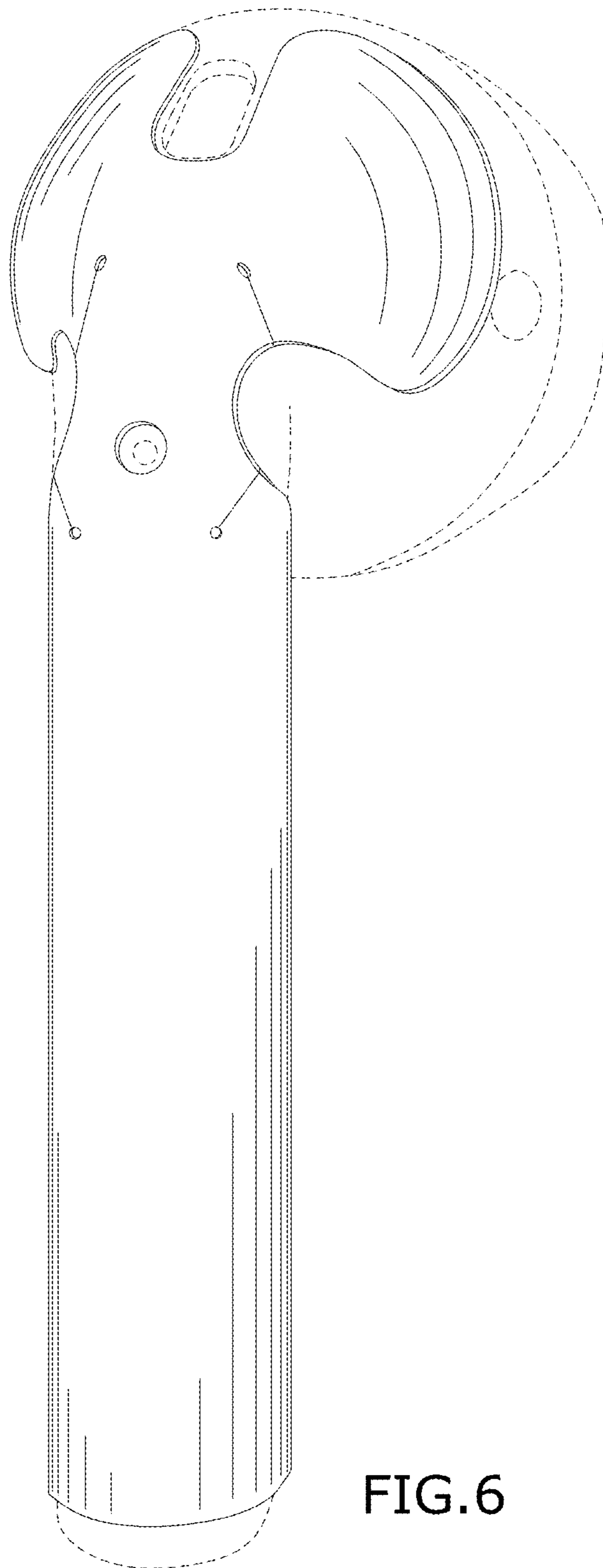


FIG.6