

US00D828806S

(12) **United States Design Patent**
Smith et al.

(10) **Patent No.:** **US D828,806 S**
(45) **Date of Patent:** **** Sep. 18, 2018**

- (54) **BATTERY CHARGER**
- (71) Applicant: **Accutronics Ltd.**,
Newcastle-under-Lyme (GB)
- (72) Inventors: **Lee Smith**, Beaconside (GB); **Dale Comley**, Beaconside (GB)
- (73) Assignee: **Accutronics, LTD** (GB)
- (**) Term: **15 Years**
- (21) Appl. No.: **29/562,316**
- (22) Filed: **Apr. 25, 2016**
- (30) **Foreign Application Priority Data**
Oct. 26, 2015 (EP) 002837088
- (51) **LOC (11) Cl.** **13-02**
- (52) **U.S. Cl.**
USPC **D13/108**
- (58) **Field of Classification Search**
USPC D13/107-110, 118-119, 184; D14/251,
D14/253, 432, 434
CPC Y02E 60/12; Y02T 90/14; Y02T 90/122;
Y02T 90/128; Y02T 90/163; H02J 7/025;
H02J 7/0042; H02J 7/0044; H02J 7/0045;
H02J 7/0003; H01F 38/14; H01R
13/6675; H01M 2/1022; H01M 2/1055;
H01M 10/44; H01M 10/46; H01M
10/425; B60L 11/182
See application file for complete search history.

- D278,704 S * 5/1985 Claxton D13/107
- D286,770 S 11/1986 Melcher
- 4,816,735 A * 3/1989 Cook H01M 10/46
320/110
- D328,889 S * 8/1992 Seki D13/108
- 5,221,210 A 6/1993 Bormuth et al.
- D366,631 S 1/1996 Weder et al.
- D385,252 S * 10/1997 Snyder D13/108
- D388,764 S 1/1998 Bartling et al.
- D409,562 S 5/1999 Johansson et al.
- D509,790 S * 9/2005 Sakai D13/108
- D519,919 S 5/2006 Yokota
- D544,899 S * 6/2007 Li D16/242
- D555,587 S 11/2007 Yamamoto et al.

(Continued)

OTHER PUBLICATIONS

Unofficial Copy OHIM_002837088-0001 Office for Harmonization in the Internal Market, Certificate of Registration: 6 pages; Oct. 26, 2015.

(Continued)

Primary Examiner — Rosemary K Tarcza
Assistant Examiner — Nathaniel D. Buckner

(57) **CLAIM**

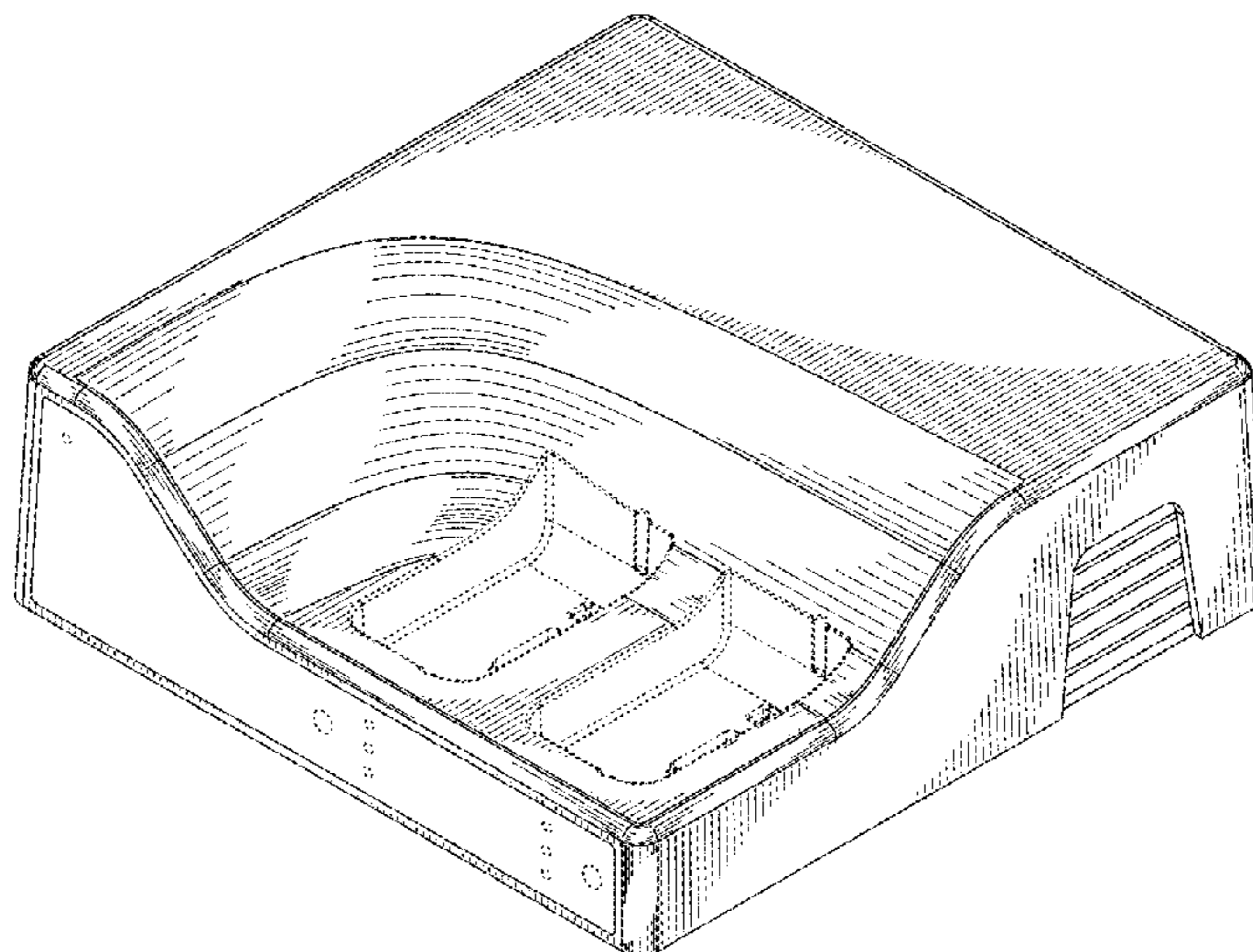
The ornamental design for a battery charger, as shown and described.

DESCRIPTION

FIG. 1 is a perspective view of a battery charger showing our new design;
FIG. 2 is a right side elevation view thereof;
FIG. 3 is a left side elevation view thereof;
FIG. 4 is a top plan view thereof;
FIG. 5 is a front elevation view thereof;
FIG. 6 is a bottom plan view thereof; and,
FIG. 7 is a rear elevation thereof.
The broken lines in the figures represent portions of the article which form no part of the claim.

1 Claim, 4 Drawing Sheets

- (56) **References Cited**
U.S. PATENT DOCUMENTS
3,696,283 A 10/1972 Ackley, III
D225,109 S 11/1972 Flider
D236,493 S 8/1975 Kaye
4,403,182 A 9/1983 Yeh
D278,703 S 5/1985 Chiodo et al.



(56)

References Cited

U.S. PATENT DOCUMENTS

D568,874 S * 5/2008 Andre D14/217
D580,855 S * 11/2008 Haspil D13/108
D610,539 S 2/2010 Dahan et al.
D614,124 S 4/2010 Mistyurik
D623,125 S 9/2010 Kawabata et al.
8,054,041 B2 11/2011 Kim et al.
8,312,937 B2 11/2012 Turner et al.
D674,333 S 1/2013 Lemelman et al.
D675,622 S 2/2013 Petrick et al.
D677,220 S * 3/2013 Ploss D13/108
D680,950 S 4/2013 Nam et al.
D693,292 S 11/2013 Salvi et al.
D717,290 S * 11/2014 Shen D14/253
D727,254 S 4/2015 Kinoshita
D731,412 S 6/2015 Gao et al.
D731,415 S 6/2015 Arakelian et al.
D733,043 S 6/2015 Hasbrook et al.

D733,045 S 6/2015 Venida et al.
D735,128 S * 7/2015 Rabalais D13/107
D757,645 S 5/2016 Oliver et al.
2001/0007728 A1 7/2001 Ogata et al.
2006/0093899 A1 5/2006 Jeon et al.
2012/0194132 A1 8/2012 Ikegame

OTHER PUBLICATIONS

Unofficial Copy OHIM_002837088-0002 Office for Harmonization in the Internal Market, Certificate of Registraion: 7 pages; Oct. 26, 2015.

Unofficial Copy OHIM_002837088-0003 Office for Harmonization in the Internal Market, Certificate of Registraion: 7 pages; Oct. 26, 2015.

Unofficial Copy OHIM_002837088-0004 Office for Harmonization in the Internal Market, Certificate of Registraion: 7 pages; Oct. 26, 2015.

* cited by examiner

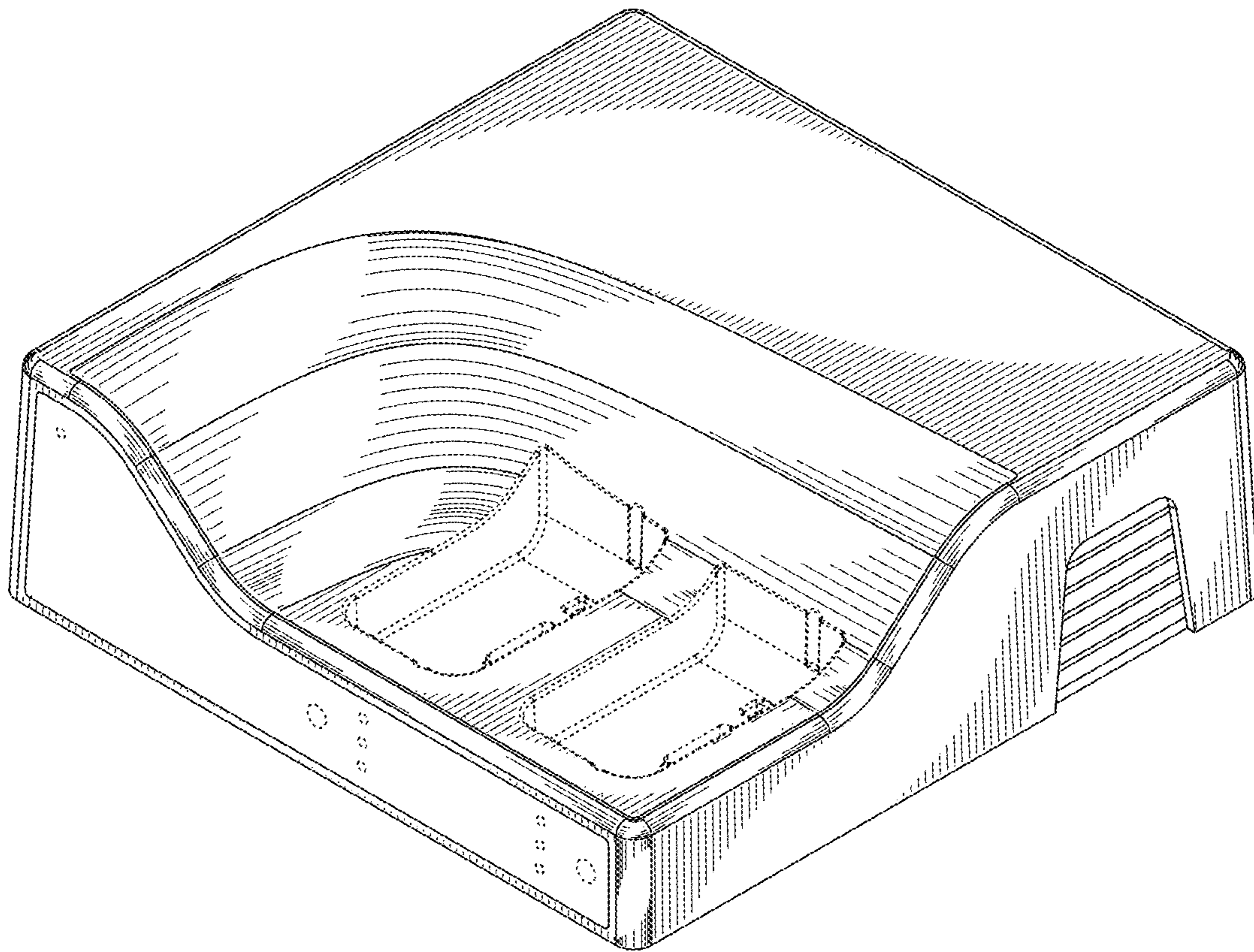


FIG. 1

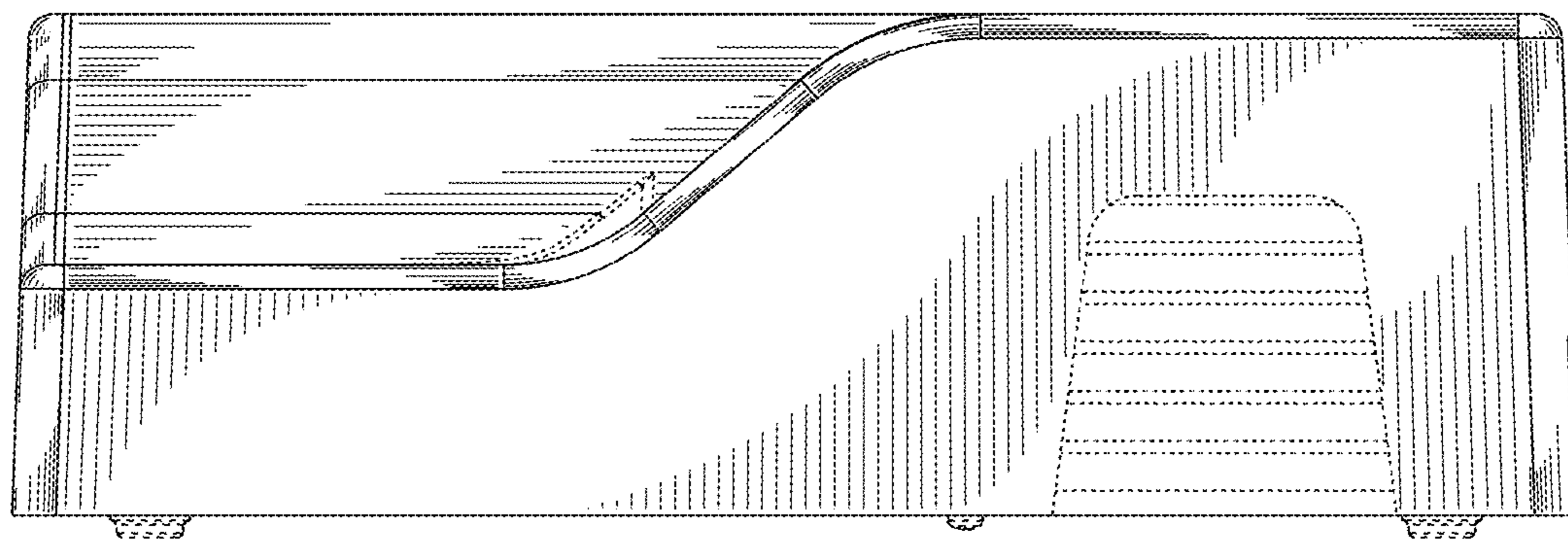


FIG. 2

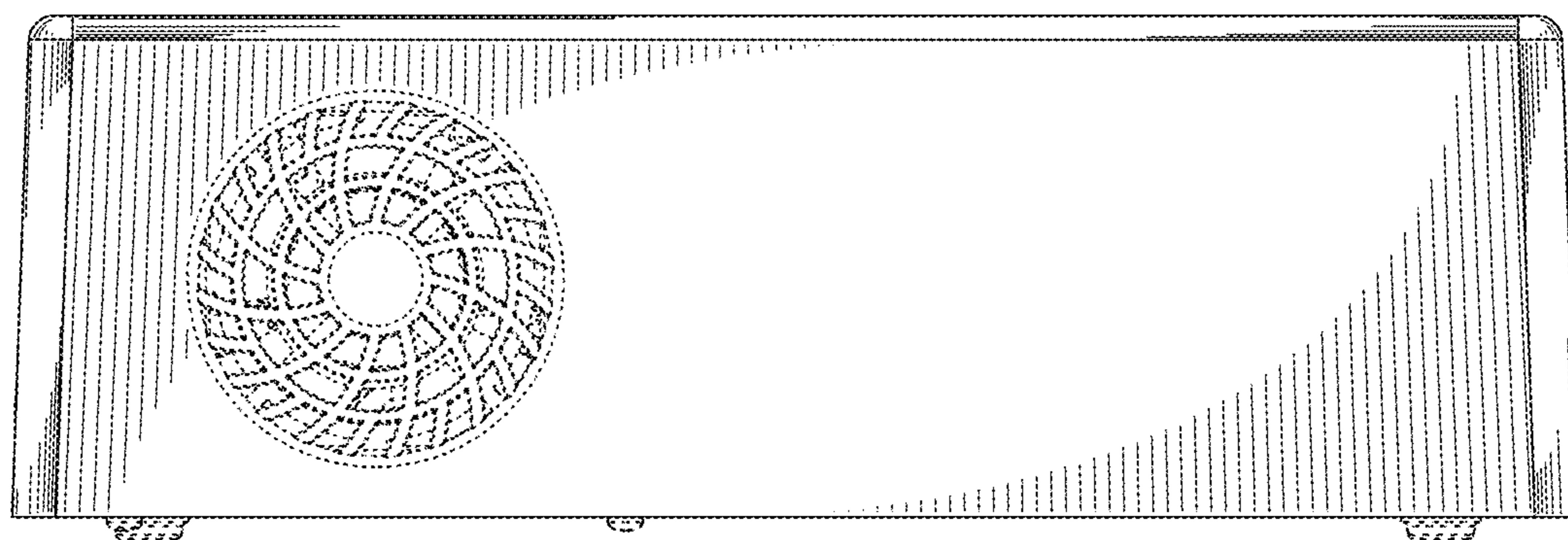


FIG. 3

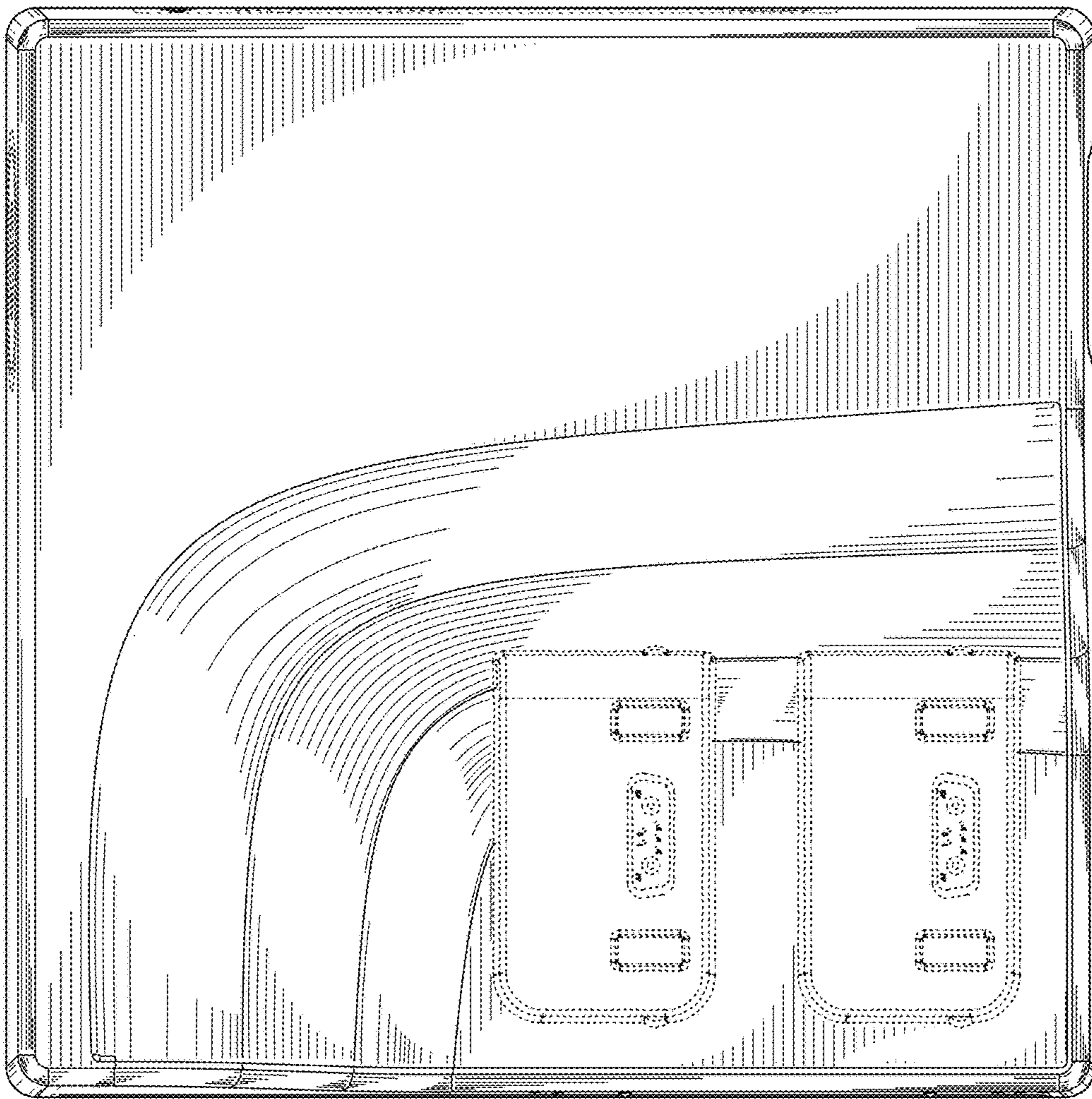


FIG. 4

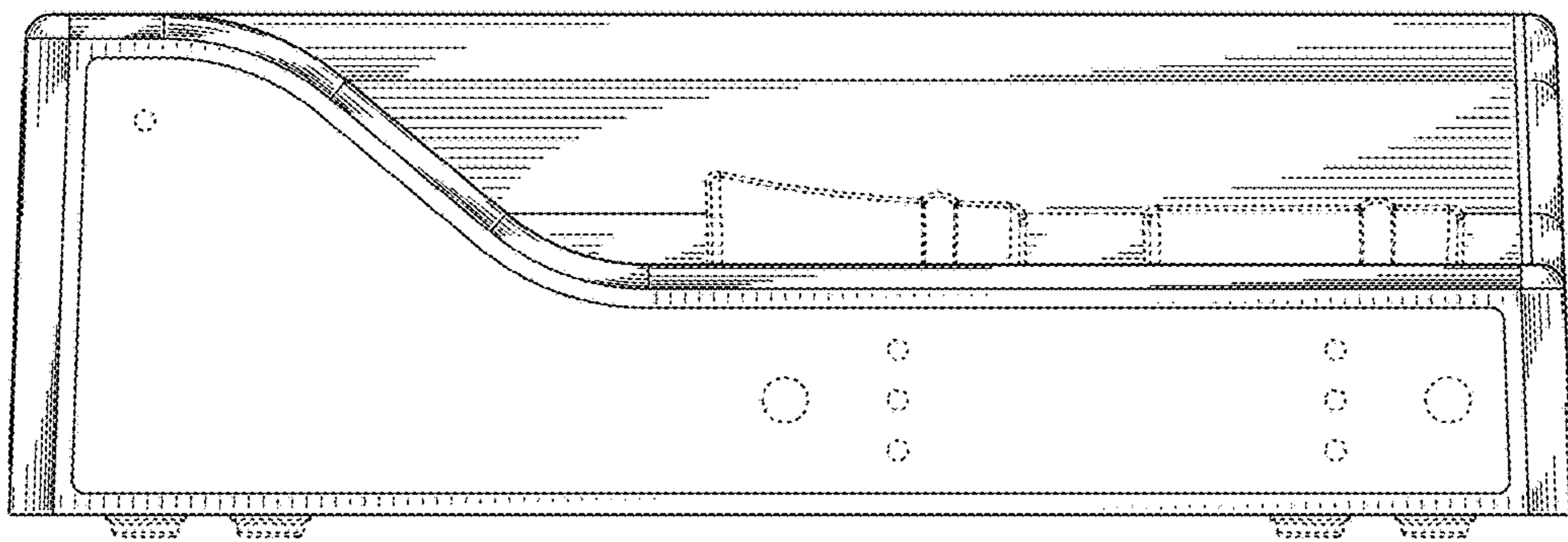


FIG. 5

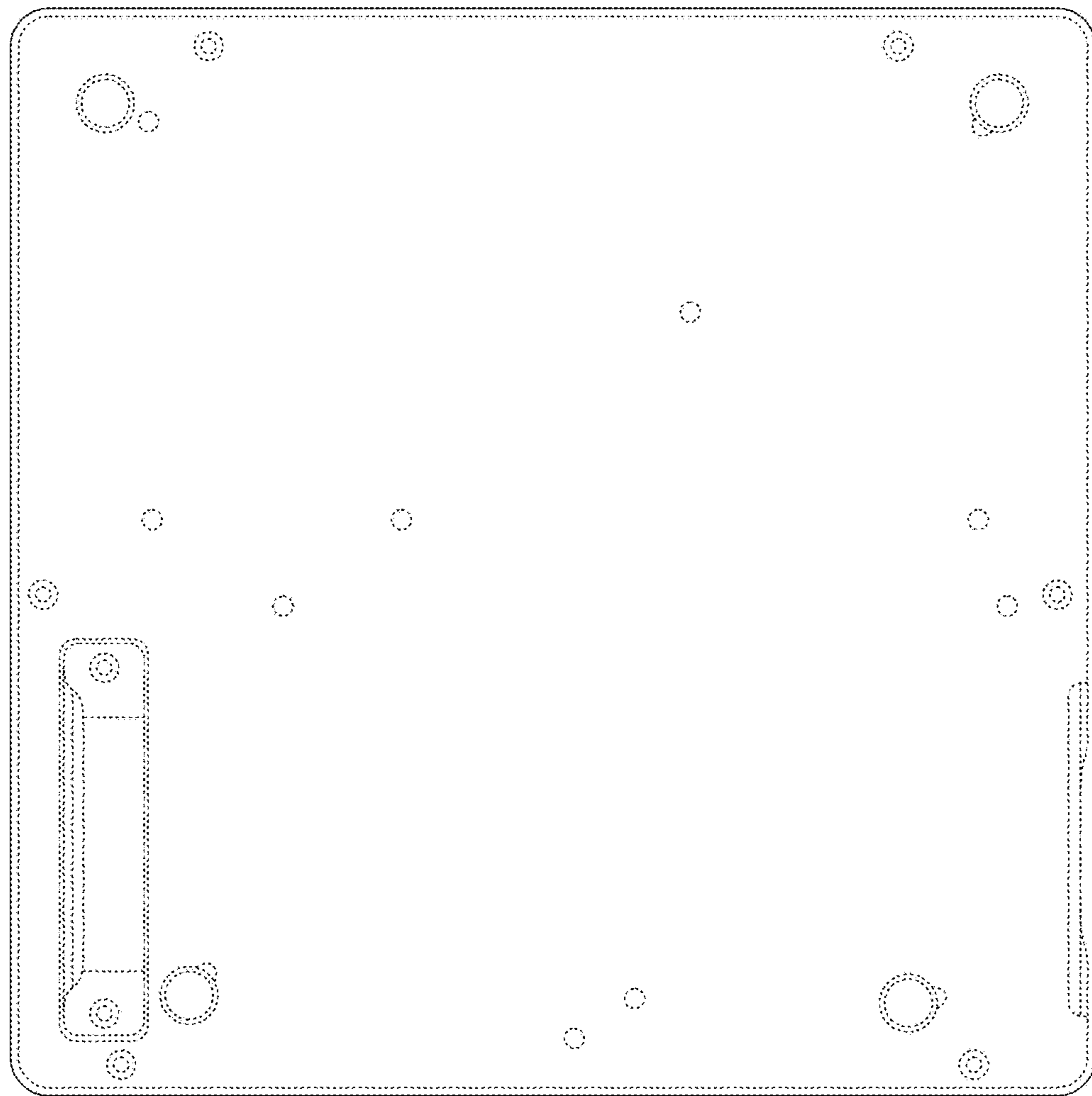


FIG. 6

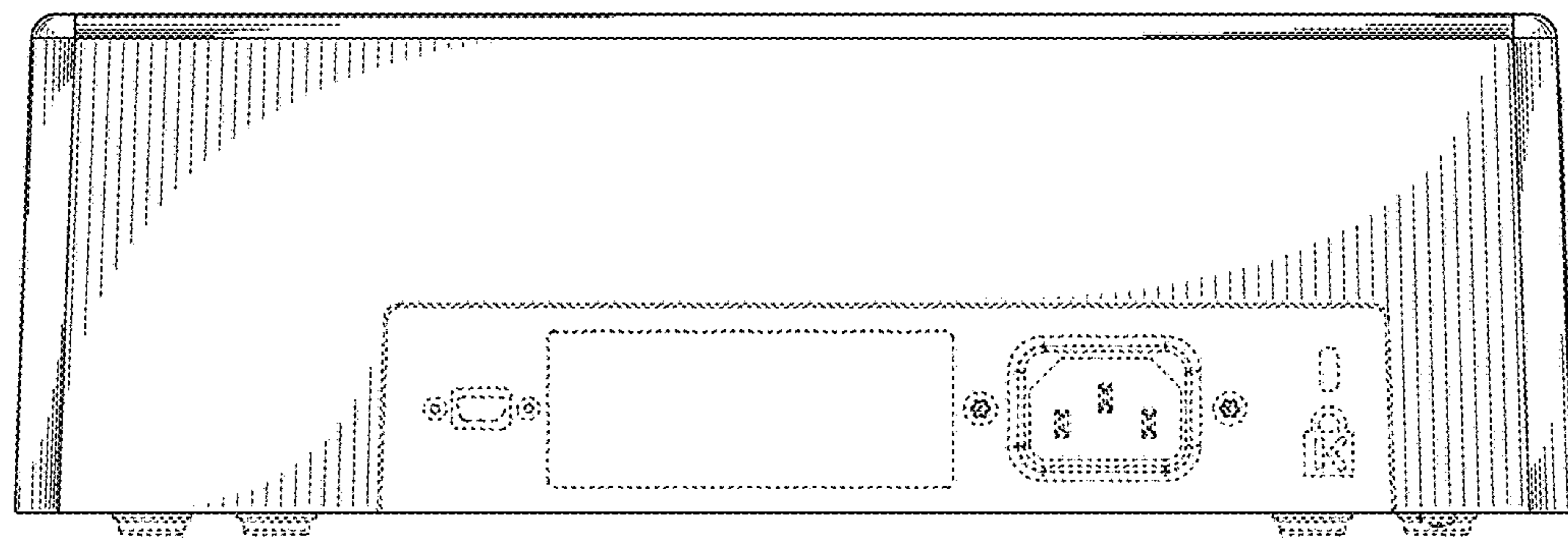


FIG. 7