

US00D828803S

(12) **United States Design Patent** (10) **Patent No.:** **US D828,803 S**
Xiao (45) **Date of Patent:** **** Sep. 18, 2018**

(54) **AIRCRAFT PROPELLER HAVING THREE BLADES**
(71) Applicant: **Xiangshan Gemfan Hobby Co., LTD.**, Ningbo, Zhejiang Province (CN)
(72) Inventor: **Hengzhi Xiao**, Ningbo (CN)
(73) Assignee: **XIANGSHAN GEMFAN HOBBY CO., LTD.**, Ningbo, Zhejiang Province (CN)

D105,260 S * 7/1937 Brannan D23/413
2,269,287 A * 1/1942 Roberts F04D 29/384
416/238
D137,292 S 2/1944 Chojmik
D138,866 S 9/1944 Orsett
D141,235 S * 5/1945 Birsh 416/202
2,986,111 A 5/1961 Erlbacher
D192,663 S * 4/1962 Bihlmire D12/214
3,033,293 A 5/1962 Bihlmire
D203,721 S 2/1966 Martens
3,367,423 A 2/1968 Ranst
D223,218 S 3/1972 Martens
D226,823 S 5/1973 Landberg
4,676,758 A 6/1987 Dennis
4,802,822 A 2/1989 Gilgenbach et al.

(**) Term: **15 Years**

(21) Appl. No.: **29/604,173**

(22) Filed: **May 16, 2017**

(30) **Foreign Application Priority Data**

Feb. 28, 2017 (CN) 2017 3 0052839

(51) **LOC (11) Cl.** **12-16**

(52) **U.S. Cl.**
USPC **D12/214**

(58) **Field of Classification Search**
USPC D12/214, 317, 319, 344, 16.1, 328, 330,
D12/345; D15/4, 5; D21/441; D23/411,
D23/413; D13/115
CPC B64C 11/00; B64C 11/02; B64C 11/16;
B64C 27/08; B64C 39/024; B64C
2201/108
See application file for complete search history.

(56) **References Cited**

U.S. PATENT DOCUMENTS

D35,435 S 12/1901 Strothman
1,650,464 A * 11/1927 Reed B64C 11/04
416/207
2,011,821 A 8/1935 Meyer et al.
D97,601 S * 11/1935 Funk D23/413

Primary Examiner — George D. Kirschbaum
Assistant Examiner — Clese Moore, Jr.

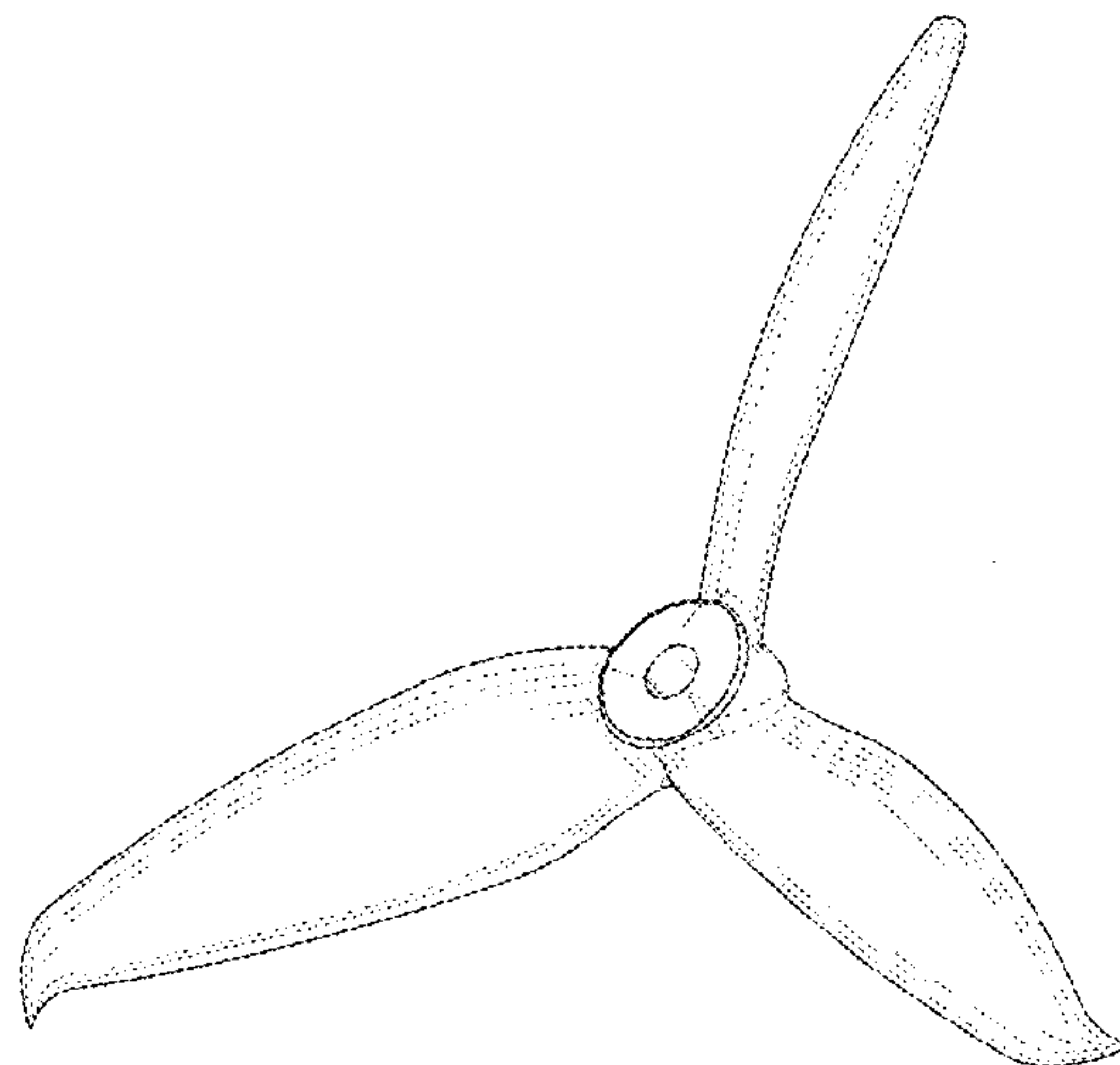
(57) **CLAIM**

I claim the ornamental design for an aircraft propeller having three blades, as shown and described.

DESCRIPTION

FIG. 1 is a perspective view of an aircraft propeller having three blades showing my new design;
FIG. 2 is a front view of the aircraft propeller having three blades of FIG. 1;
FIG. 3 is a rear view of the aircraft propeller having three blades of FIG. 1;
FIG. 4 is a left side view of the aircraft propeller having three blades of FIG. 1;
FIG. 5 is a right side view of the aircraft propeller having three blades of FIG. 1;
FIG. 6 is a top side view of the aircraft propeller having three blades of FIG. 1; and,
FIG. 7 is a bottom side view of the aircraft propeller having three blades of FIG. 1.
The broken lines shown illustrates portions of the propeller and forms no part of the claimed design.

1 Claim, 7 Drawing Sheets



(56)

References Cited

U.S. PATENT DOCUMENTS

4,842,483	A	6/1989	Geary	
D321,165	S	10/1991	Habe	
5,078,632	A	1/1992	Ogawa et al.	
D324,201	S *	2/1992	Hannon	D12/214
D324,364	S	2/1992	Hannon et al.	
D393,618	S	4/1998	Gustaysson et al.	
D419,669	S *	1/2000	Shinshi	D23/411
D432,621	S	10/2000	Etschel et al.	
D442,906	S	5/2001	Prokop	
D483,474	S *	12/2003	Young	D23/413
D560,154	S	1/2008	Aplin, Jr.	
D562,215	S	2/2008	Schulze	
D677,611	S	3/2013	Janecke	
D677,612	S	3/2013	Janecke	
D725,252	S *	3/2015	Hamada	D12/214
D728,442	S	5/2015	Hawkins	
D745,448	S	12/2015	Hawkins	
D750,213	S *	2/2016	Schulzman	D23/385
D769,786	S	10/2016	Xiao	
D770,027	S *	10/2016	Noble	D23/385
D787,035	S *	5/2017	Hamada	D23/354
2013/0336797	A1 *	12/2013	Wang	F04D 29/34 416/214 R

* cited by examiner

FIG. 1




FIG. 2




FIG. 3



FIG. 4

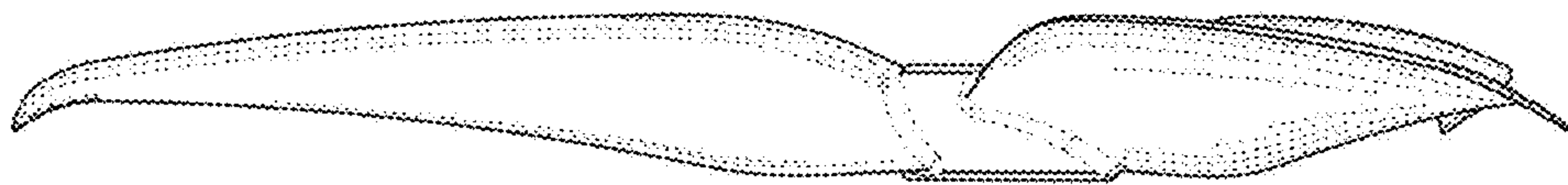


FIG. 5

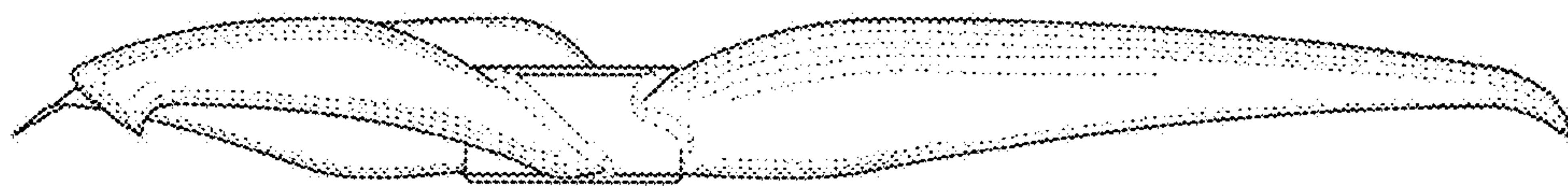


FIG. 6




FIG. 7

