



US00D828798S

(12) **United States Design Patent**
Chung

(10) **Patent No.:** **US D828,798 S**

(45) **Date of Patent:** **** Sep. 18, 2018**

(54) **AUTOMOTIVE WHEEL**

(71) Applicant: **Design Infini, Inc.**

(72) Inventor: **Suny Chung, Anaheim, CA (US)**

(73) Assignee: **Design Infini, Inc., Corona, CA (US)**

(**) Term: **15 Years**

(21) Appl. No.: **29/580,537**

(22) Filed: **Oct. 11, 2016**

(51) **LOC (11) Cl.** **12-16**

(52) **U.S. Cl.**
USPC **D12/208**

(58) **Field of Classification Search**
USPC D12/204–213
CPC B60B 7/00; B60B 7/02; B60B 7/04; B60B
7/01; B60B 7/06; B60B 3/02; B60B 3/04;
B60B 3/06; B60B 3/10; B60B 1/00;
B60B 1/08; B60B 1/10; B60B 1/12
See application file for complete search history.

(56) **References Cited**

U.S. PATENT DOCUMENTS

D349,089 S * 7/1994 Echazabel D12/213
D590,315 S * 4/2009 Chung D12/209

D593,473 S * 6/2009 Fournier D12/207
D599,269 S * 9/2009 Melbinger D12/213
D669,412 S * 10/2012 Le Grice D12/213
D722,939 S * 2/2015 Chung D12/213
D787,407 S * 5/2017 Chung D12/211

* cited by examiner

Primary Examiner — Stacia A Cadmus

(74) *Attorney, Agent, or Firm* — Knobbe, Martens, Olson & Bear, LLP

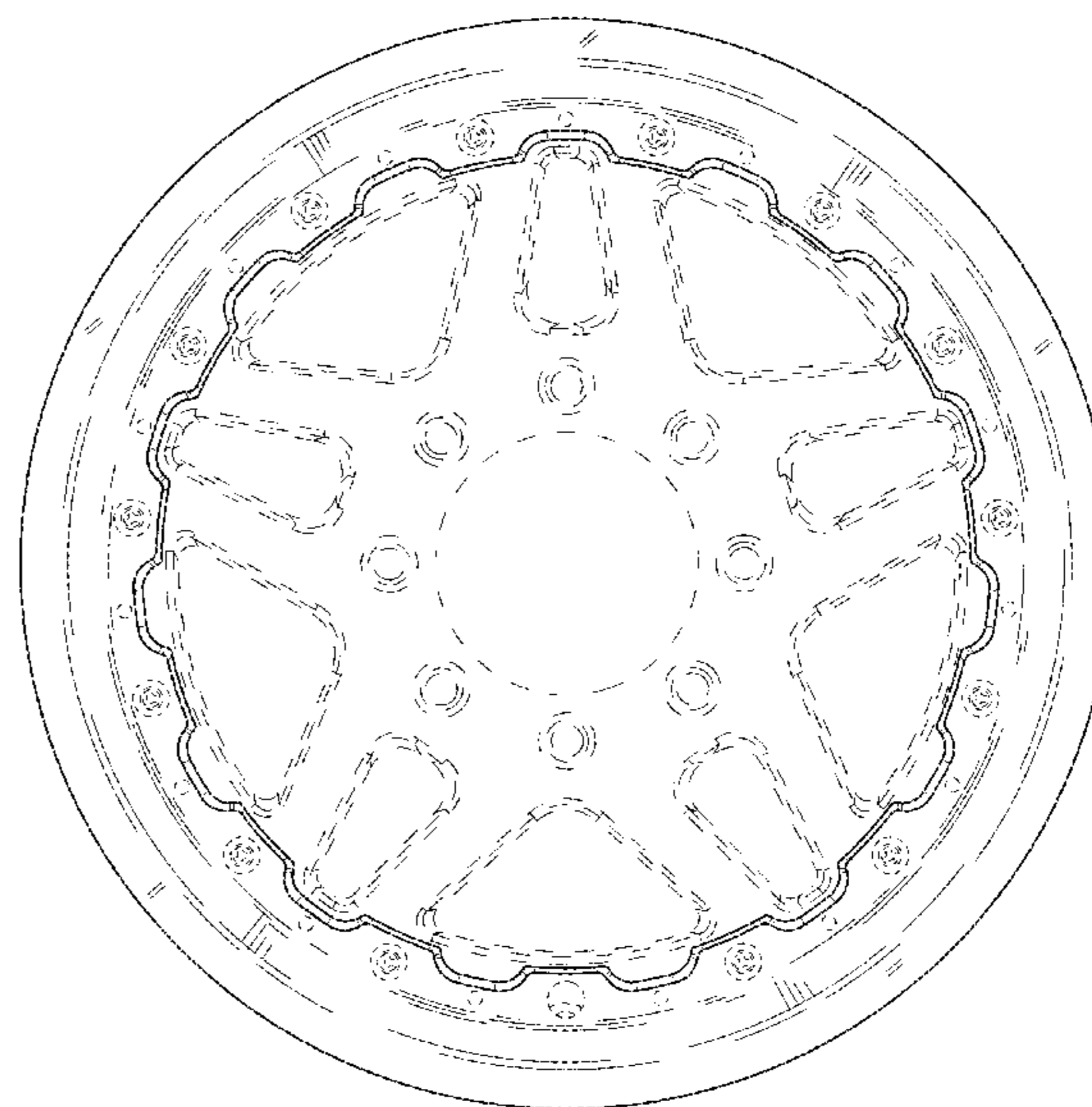
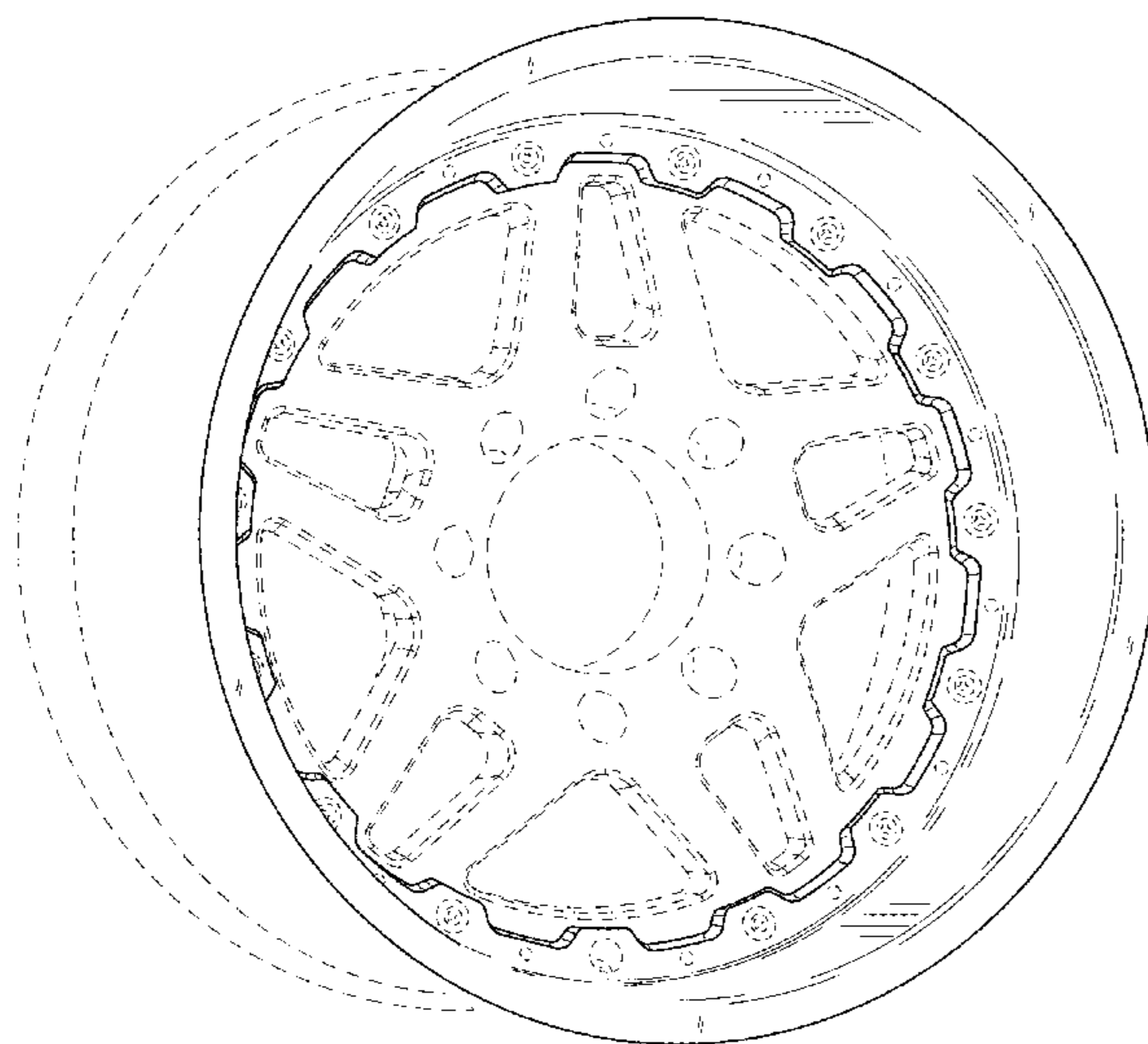
(57) **CLAIM**

The ornamental design for an automotive wheel, as shown and described.

DESCRIPTION

FIG. 1 is a perspective view of an automotive wheel, showing my new design; and, FIG. 2 is a front view thereof. The broken lines illustrate portions of the automotive wheel that form no part of the claimed design.

1 Claim, 2 Drawing Sheets



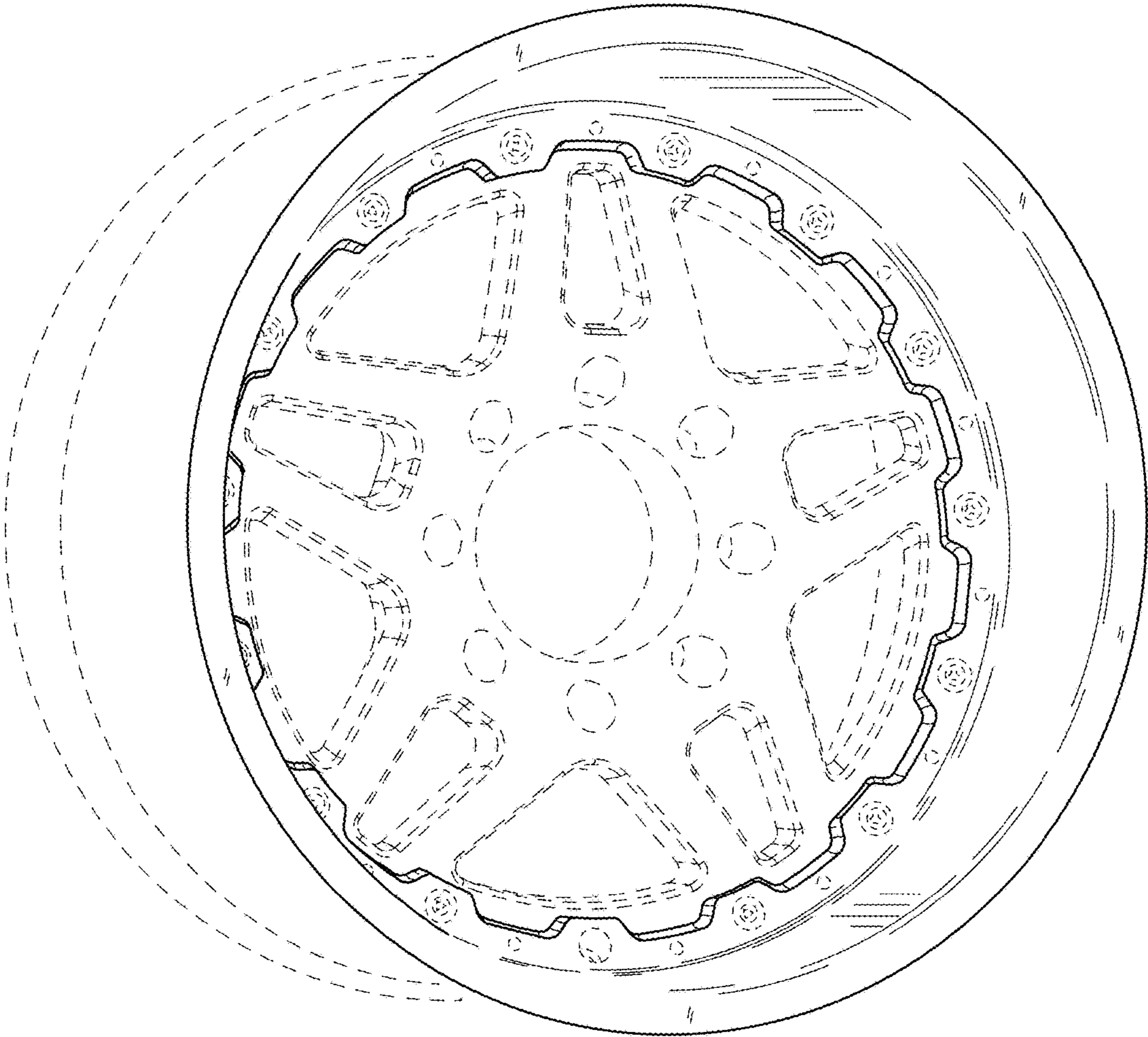


FIGURE 1

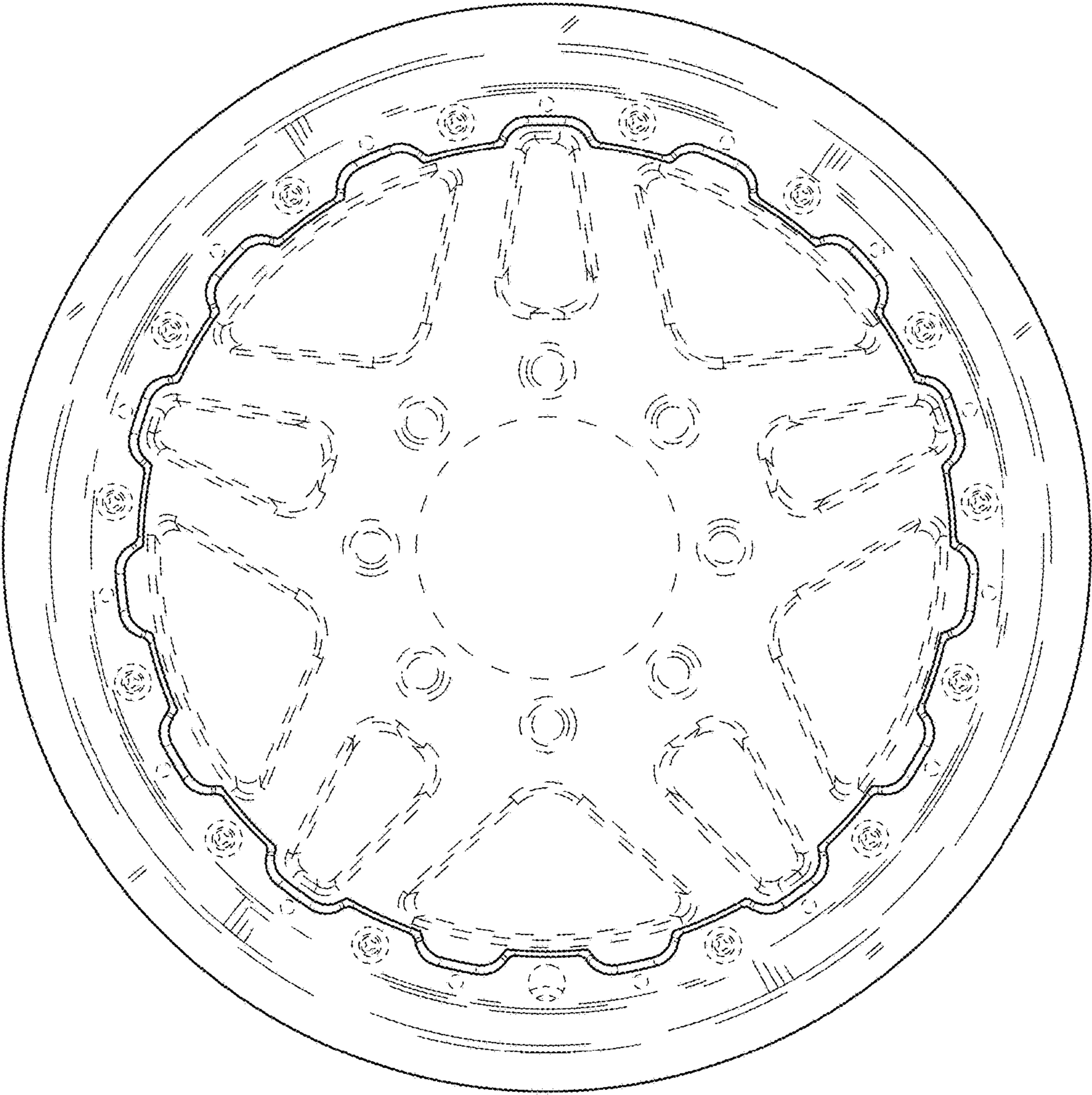


FIGURE 2