



US00D828797S

(12) **United States Design Patent** (10) **Patent No.:** **US D828,797 S**
Guo (45) **Date of Patent:** **** Sep. 18, 2018**

(54) **BULL BAR WITH SQUARE TUBE**
(71) Applicant: **Jack Guo**, Vancouver (CA)
(72) Inventor: **Jack Guo**, Vancouver (CA)
(**) Term: **15 Years**
(21) Appl. No.: **29/594,069**
(22) Filed: **Feb. 15, 2017**
(51) **LOC (11) Cl.** **12-16**
(52) **U.S. Cl.**
USPC **D12/171**
(58) **Field of Classification Search**
USPC D12/90-92, 98, 163, 169, 171, 172
CPC B60R 19/52; B60R 2019/522
See application file for complete search history.

(56) **References Cited**

U.S. PATENT DOCUMENTS

2,117,519 A * 5/1938 Snyder B60R 19/52
14/8
2,142,069 A * 12/1938 Colley B60R 19/52
293/115
D117,943 S * 12/1939 Bahr D12/171
D275,475 S * 9/1984 Turkleson D12/169
D395,416 S * 6/1998 Shklyaver D12/169
6,113,164 A * 9/2000 Setina B60R 19/54
293/115
D454,817 S * 3/2002 McGuinness D12/171
6,540,277 B2 * 4/2003 McCoy B60D 1/485
280/495
D497,850 S * 11/2004 Dooley D12/169
6,905,153 B2 * 6/2005 Murray B60R 19/44
293/115
D508,669 S * 8/2005 Marchese D12/196

D509,466 S * 9/2005 Marchese D12/196
D517,963 S * 3/2006 Potak D12/171
D551,138 S * 9/2007 Storer D12/171
D575,193 S * 8/2008 Hishiki D12/167
D580,322 S * 11/2008 Schroeder D12/107
8,585,107 B2 * 11/2013 Kekich, Jr. B60R 19/52
293/115
8,939,478 B2 * 1/2015 Fisher B60R 19/54
293/115
D724,505 S * 3/2015 Schroeder D12/171
D743,856 S * 11/2015 Ma D12/171
2004/0135385 A1 * 7/2004 Murray B60R 19/44
293/142
2013/0049384 A1 * 2/2013 Kekich, Jr. B60R 19/52
293/115
2013/0134724 A1 * 5/2013 Fisher B60R 19/54
293/142

* cited by examiner

Primary Examiner — Darlington Ly

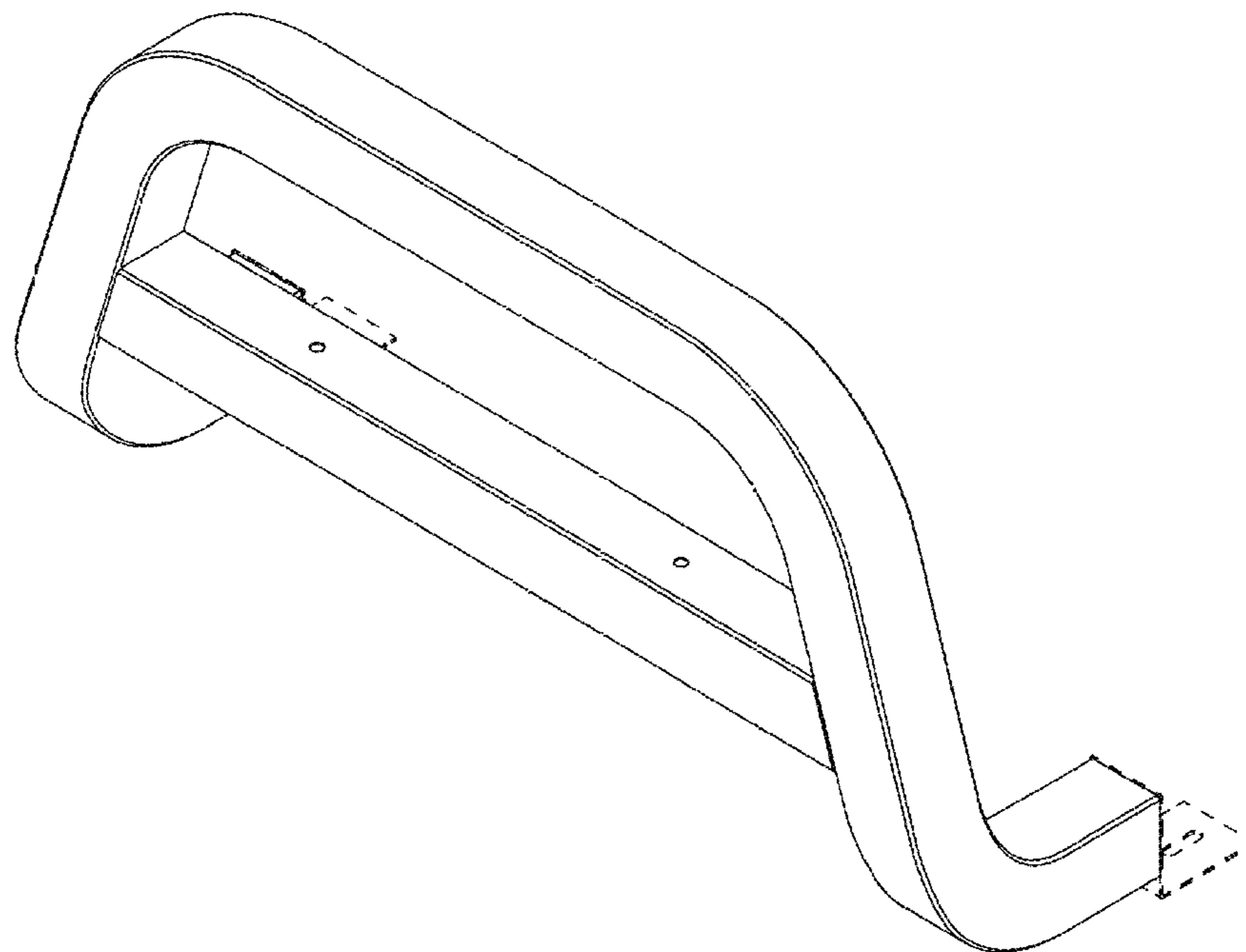
(57) **CLAIM**

The ornamental design for a bull bar with square tube, as shown and described.

DESCRIPTION

FIG. 1 is a front perspective view of a bull bar with square tube showing my new design;
FIG. 2 is a rear perspective view thereof;
FIG. 3 is a front elevation view thereof;
FIG. 4 is a rear elevation view thereof;
FIG. 5 is a left side elevation view thereof;
FIG. 6 is a right side elevation view thereof; and,
FIG. 7 is a top plan view thereof.
The portions of the bull bar shown in broken lines form no part of the claimed design.

1 Claim, 7 Drawing Sheets



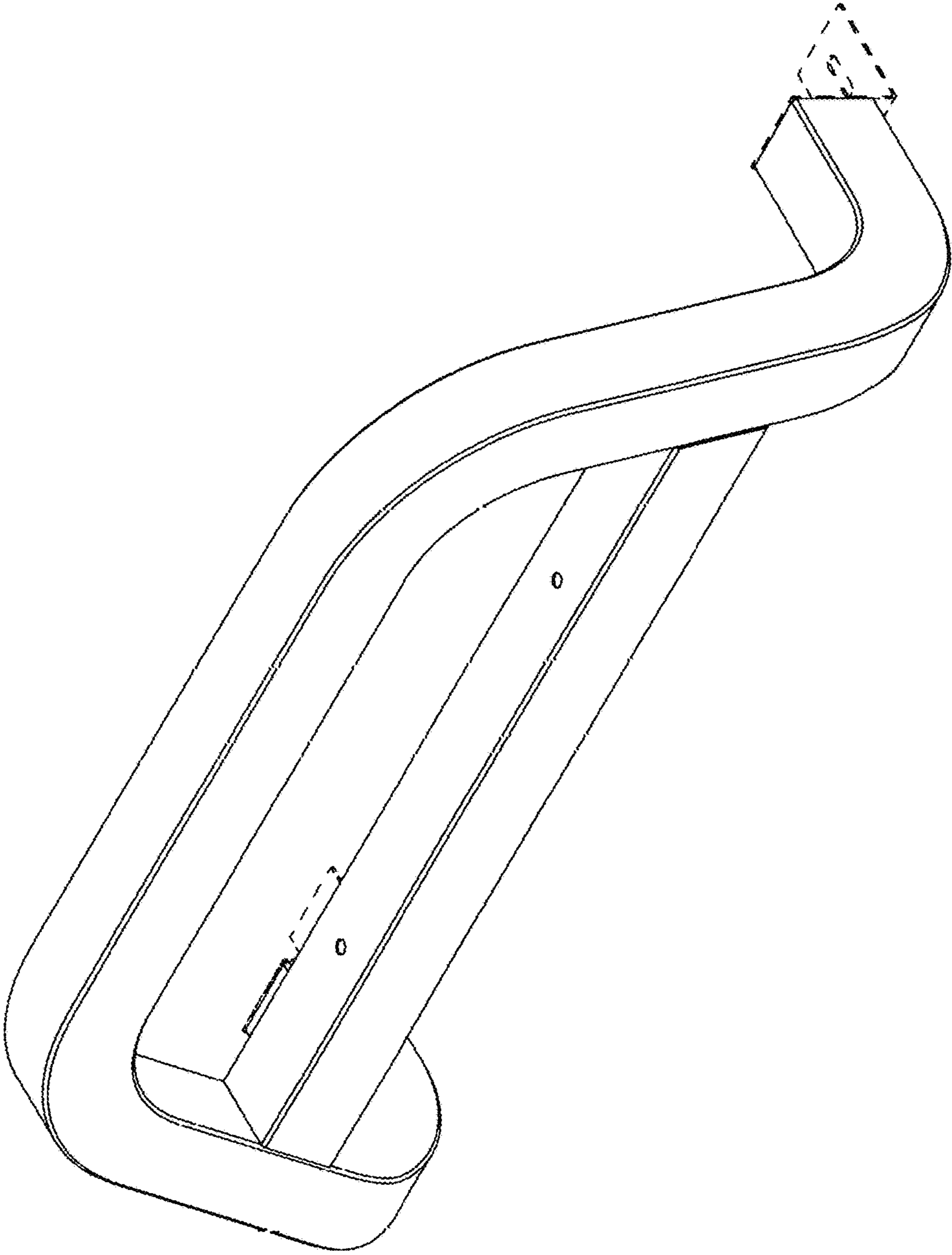


FIG. 1

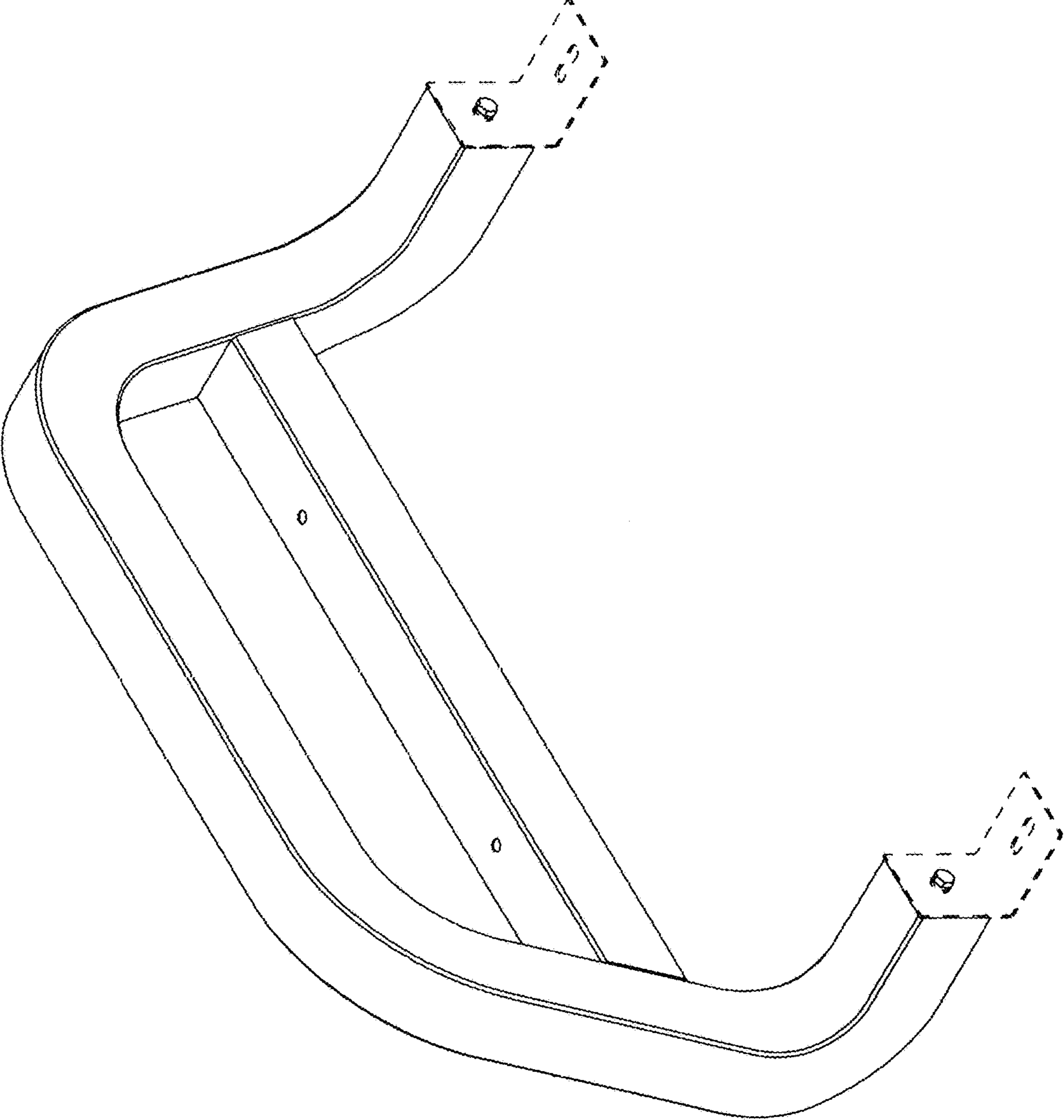


FIG. 2




FIG. 3




FIG. 4

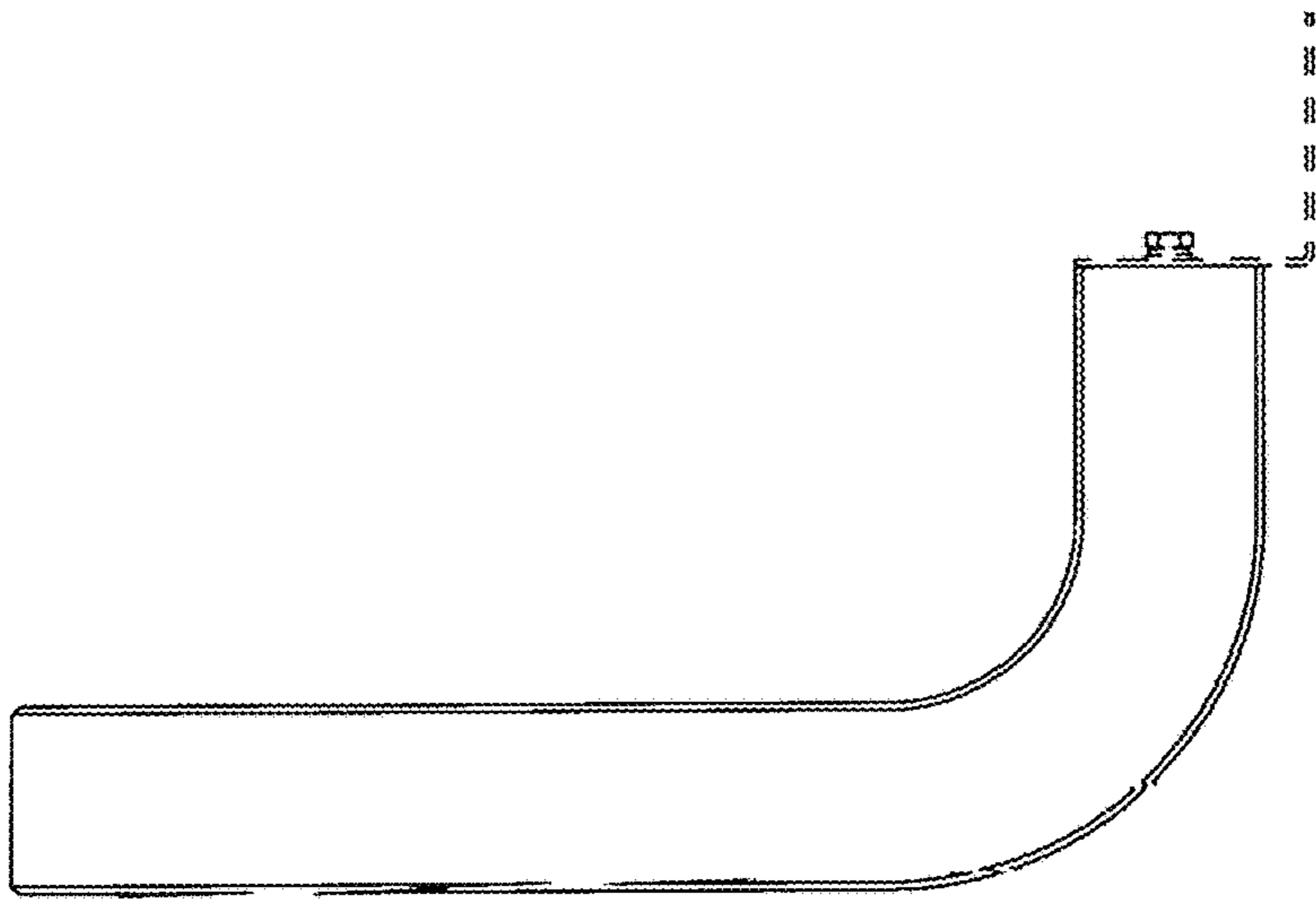


FIG. 5

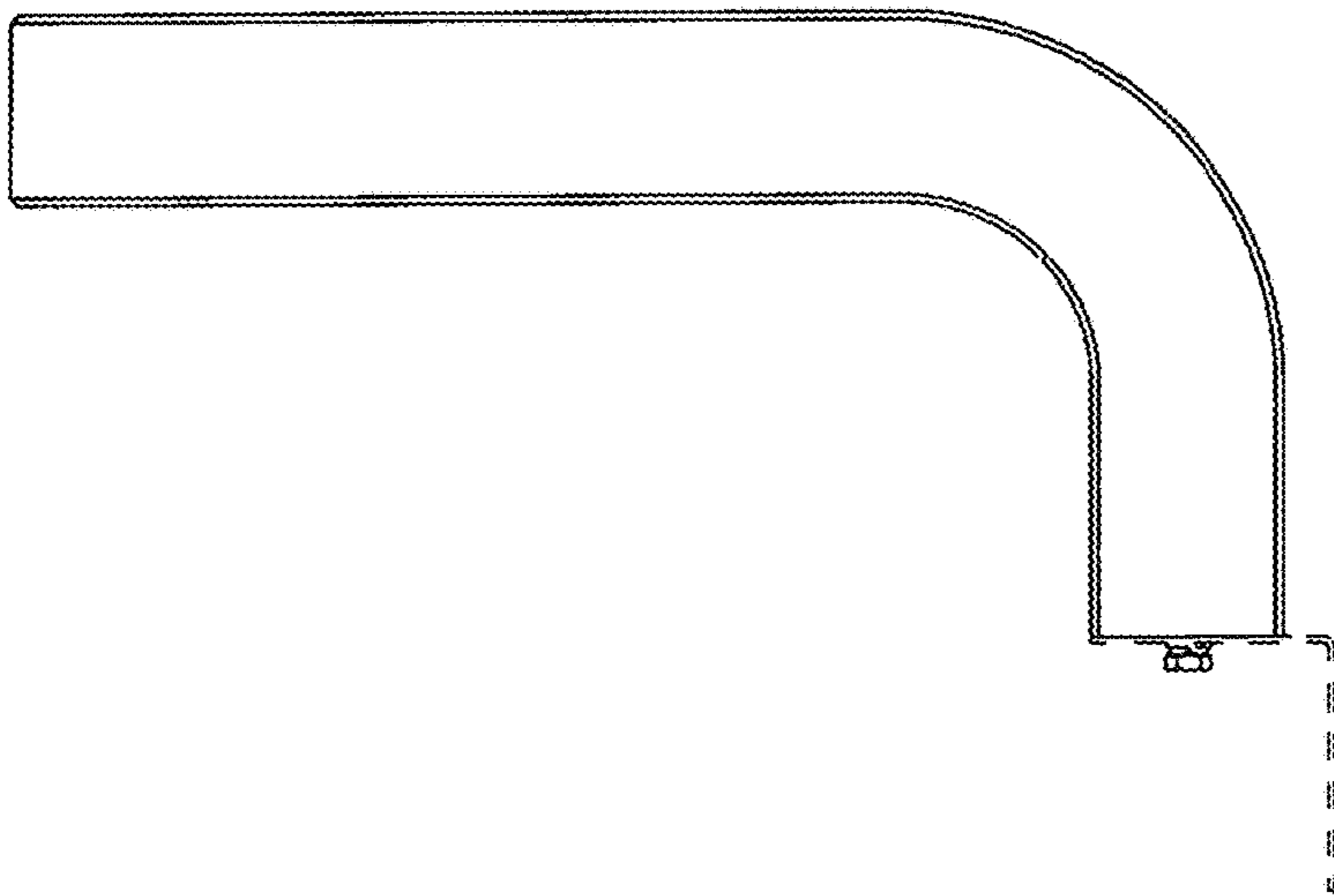


FIG. 6




FIG. 7