



US00D828793S

(12) **United States Design Patent** (10) **Patent No.:** **US D828,793 S**
Scott (45) **Date of Patent:** **** Sep. 18, 2018**

(54) **PAIR OF VEHICLE DOOR SILL SCRATCH GUARDS**

(71) Applicant: **L.O.F., Inc.**, Elkhart, IN (US)

(72) Inventor: **Shawn C. Scott**, Greenwood, IN (US)

(73) Assignee: **L.O.F., Inc.**, Elkhart, IN (US)

(**) Term: **15 Years**

(21) Appl. No.: **29/596,967**

(22) Filed: **Mar. 13, 2017**

(51) **LOC (11) Cl.** **12-16**

(52) **U.S. Cl.**
USPC **D12/167; D12/193; D12/401**

(58) **Field of Classification Search**
USPC D12/86, 90, 91, 92, 110, 114, 163, 169,
D12/171, 190, 400; D11/11, 81, 133,
D11/157, 172, 211; D20/23, 24, 25, 30,
D20/31, 32
CPC ... G09F 7/00; G09F 7/02; G06K 9/325; B60P
3/36; B60R 13/04; B60R 13/10; B60R
13/105; B60R 19/44; B60Q 1/56; B60Q
1/323
See application file for complete search history.

(56) **References Cited**

U.S. PATENT DOCUMENTS

4,456,275	A *	6/1984	Snyder	B60R 3/002 182/92
D279,468	S *	7/1985	Marrinan	D12/190
4,796,935	A *	1/1989	Maraia	B60R 13/04 280/770
D318,642	S *	7/1991	Gaither	D12/167
5,267,763	A *	12/1993	Klein	B60R 13/04 248/206.5
D399,465	S *	10/1998	Saleen	D12/190
D413,561	S *	9/1999	Kulla	D12/167
D418,468	S *	1/2000	Saleen	D12/190

(Continued)

OTHER PUBLICATIONS

Commonly assigned co-pending U.S. Appl. No. 29/596,964, filed Mar. 13, 2017, entitled Vehicle Door Sill Scratch Guard Appliques.
(Continued)

Primary Examiner — Darlington Ly

(74) *Attorney, Agent, or Firm* — Gardner, Linn, Burkhardt & Ondersma, LLP

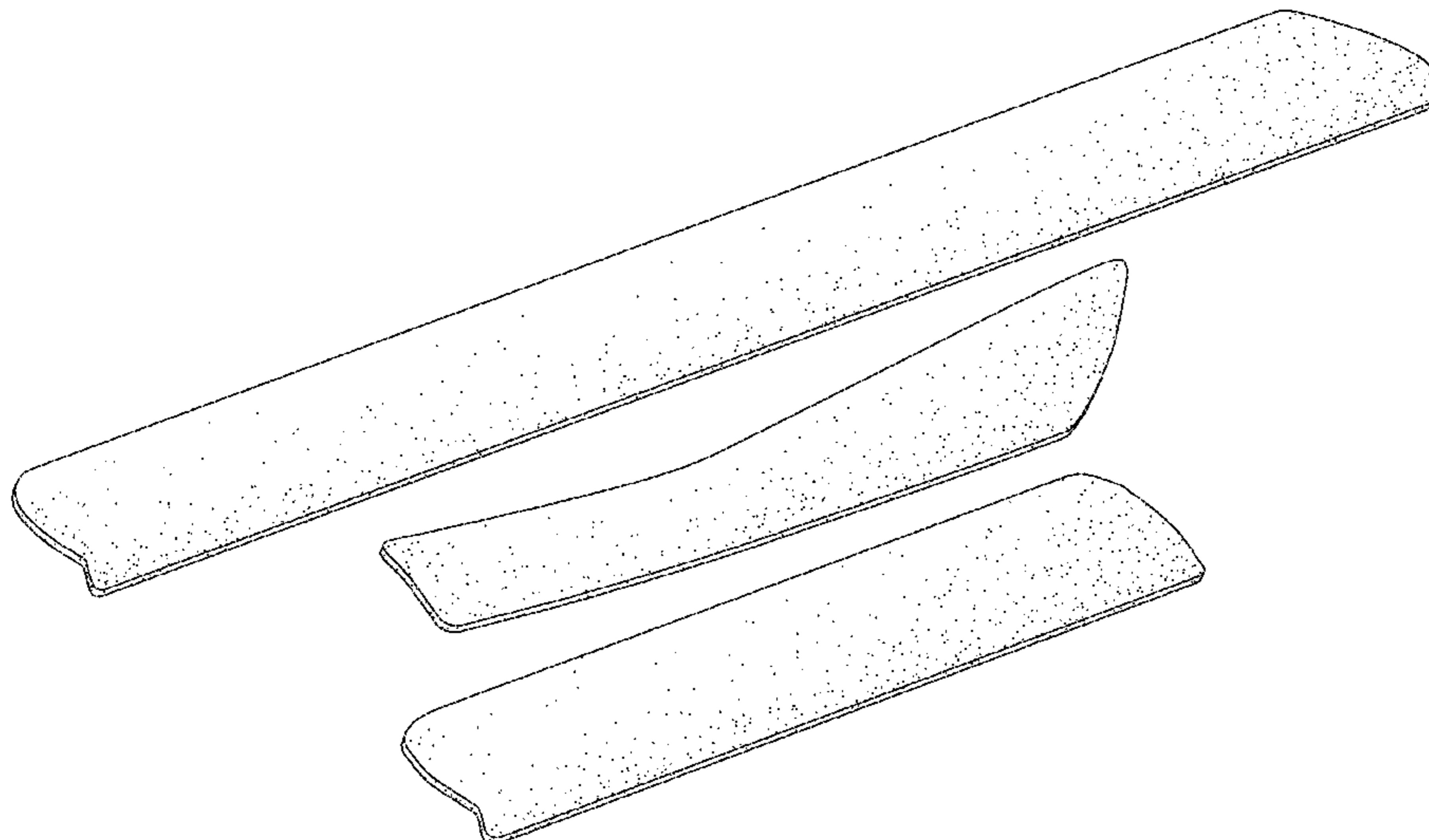
(57) **CLAIM**

The ornamental design for a pair of vehicle door sill scratch guards, as shown and described.

DESCRIPTION

FIG. 1 is a perspective view of a pair of door sill scratch guards showing a first embodiment of my design in an environment of use affixed to the front and rear driver side door sills of an exemplary motor vehicle; FIG. 2 is a top perspective view thereof; FIG. 3 is a top plan view thereof; FIG. 4 is a bottom plan view thereof; FIG. 5 is a side elevation view thereof; FIG. 6 is an end elevation view thereof; FIG. 7 is a perspective view of a pair of door sill scratch guards showing a second embodiment of my design in an environment of use affixed to the front and rear passenger side door sills of an exemplary motor vehicle; FIG. 8 is a top perspective view thereof; FIG. 9 is a top plan view thereof; FIG. 10 is a bottom plan view thereof; FIG. 11 is a side elevation view thereof; and, FIG. 12 is an end elevation view thereof. The broken lines showing portions of a motor vehicle are provided for the purpose of illustrating environmental structure and form no part of the claimed design.

1 Claim, 12 Drawing Sheets



(56)

References Cited

U.S. PATENT DOCUMENTS

D464,596	S *	10/2002	Yokomaku	D12/190
D468,671	S *	1/2003	Tampi	D12/190
D539,200	S *	3/2007	Chan	D12/190
D599,264	S *	9/2009	Akasawa	D12/181
D600,184	S *	9/2009	Baum	D12/190
D606,472	S *	12/2009	Penders	D12/190
D607,391	S *	1/2010	Krauss	D12/190
D608,261	S *	1/2010	Furuhata	D12/190
D623,104	S *	9/2010	Akasawa	D12/190
D630,143	S *	1/2011	Stahel	D12/195
D636,312	S *	4/2011	Matei	D12/190
D637,127	S *	5/2011	Faghihzadeh	D12/190
D647,018	S *	10/2011	Furst	D12/190
D647,833	S *	11/2011	Matei	D12/190
8,641,135	B2 *	2/2014	Palmer	B60R 13/04 296/209
D709,419	S *	7/2014	Watkins	D12/190
D748,549	S *	2/2016	Battams	D12/190
D761,175	S *	7/2016	Stoynov	D12/190
9,493,190	B1 *	11/2016	Alwan	B62D 21/157
D788,665	S *	6/2017	Buck	D12/190
D791,032	S *	7/2017	Henstridge	D12/196
D807,247	S *	1/2018	Malina	D12/167
9,862,309	B2 *	1/2018	Oliverio	F21S 43/15
D811,301	S *	2/2018	Peat	D12/190
2012/0169024	A1 *	7/2012	Verhee	B60R 3/02 280/166

OTHER PUBLICATIONS

Commonly assigned co-pending U.S. Appl. No. 29/596,966, filed Mar. 13, 2017, entitled Vehicle Door Sill Scratch Guard Appliques.
 Commonly assigned co-pending U.S. Appl. No. 29/596,968, filed Mar. 13, 2017, entitled Vehicle Door Sill Scratch Guard Appliques.
 Commonly assigned co-pending U.S. Appl. No. 29/596,969, filed Mar. 13, 2017, entitled Vehicle Door Sill Scratch Guard Appliques.
 Commonly assigned co-pending U.S. Appl. No. 29/596,971, filed Mar. 13, 2017, entitled Vehicle Door Sill Scratch Guard Appliques.

Web pages from Amazon (www.amazon.com) showing Red Hound Auto Scratch Guards Part No. RED170001, published and available since Dec. 30, 2015.

Web pages from Amazon (www.amazon.com) showing Red Hound Auto Scratch Guards Part No. RED170007, published and available since Feb. 25, 2016.

Web pages from Amazon (www.amazon.com) showing Red Hound Auto Scratch Guards Part No. RED170016 available since Feb. 23, 2016.

Web pages from Amazon (www.amazon.com) showing Red Hound Auto Scratch Guards Part No. RED170022, published and available since Feb. 25, 2016.

Web pages from Amazon (www.amazon.com) showing Red Hound Auto Scratch Guards Part No. RED170050, published and available since Feb. 25, 2016.

Web pages from Amazon (www.amazon.com) showing Red Hound Auto Scratch Guards Part No. RED170081, published and available since Feb. 25, 2016.

Web pages from Amazon (www.amazon.com) showing Red Hound Auto Scratch Guards Part No. RED170089, published and available since Mar. 4, 2016.

Web pages from Amazon (www.amazon.com) showing Red Hound Auto Scratch Guards Part No. RED170092, published and available since Mar. 4, 2016.

Web pages from Amazon (www.amazon.com) showing Toyota Tacoma Door Sill Protectors believed to be available since Nov. 13, 2015.

Web pages from Amazon (www.amazon.com) showing Toyota Accessories Door Sill Protector believed to be available since Jun. 29, 2011.

Web pages from Ebay (www.ebay.com) showing Ford Door Sill Plate Protectors, date of first publication unknown.

Web pages from Lund International (www.lundinternational.com) showing AVS Stepshield, date of first publication unknown.

Web pages from Ebay (www.ebay.com) showing OEM Ford Explorer Rear Bumper Protector, date of first publication unknown.

Web pages from Xpel (www.xpel.com) showing Universal Door Sill Kit, date of first publication unknown.

* cited by examiner

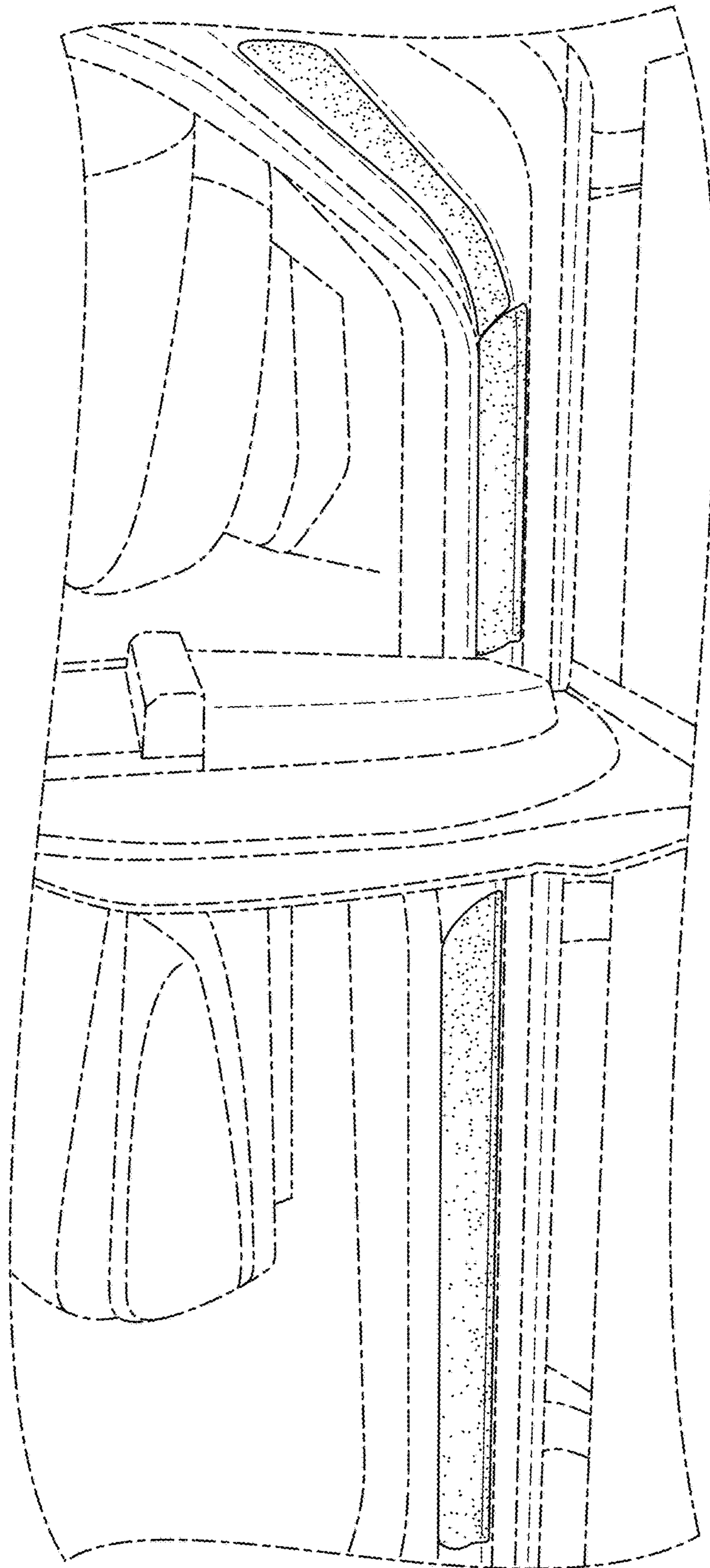


FIG. 1

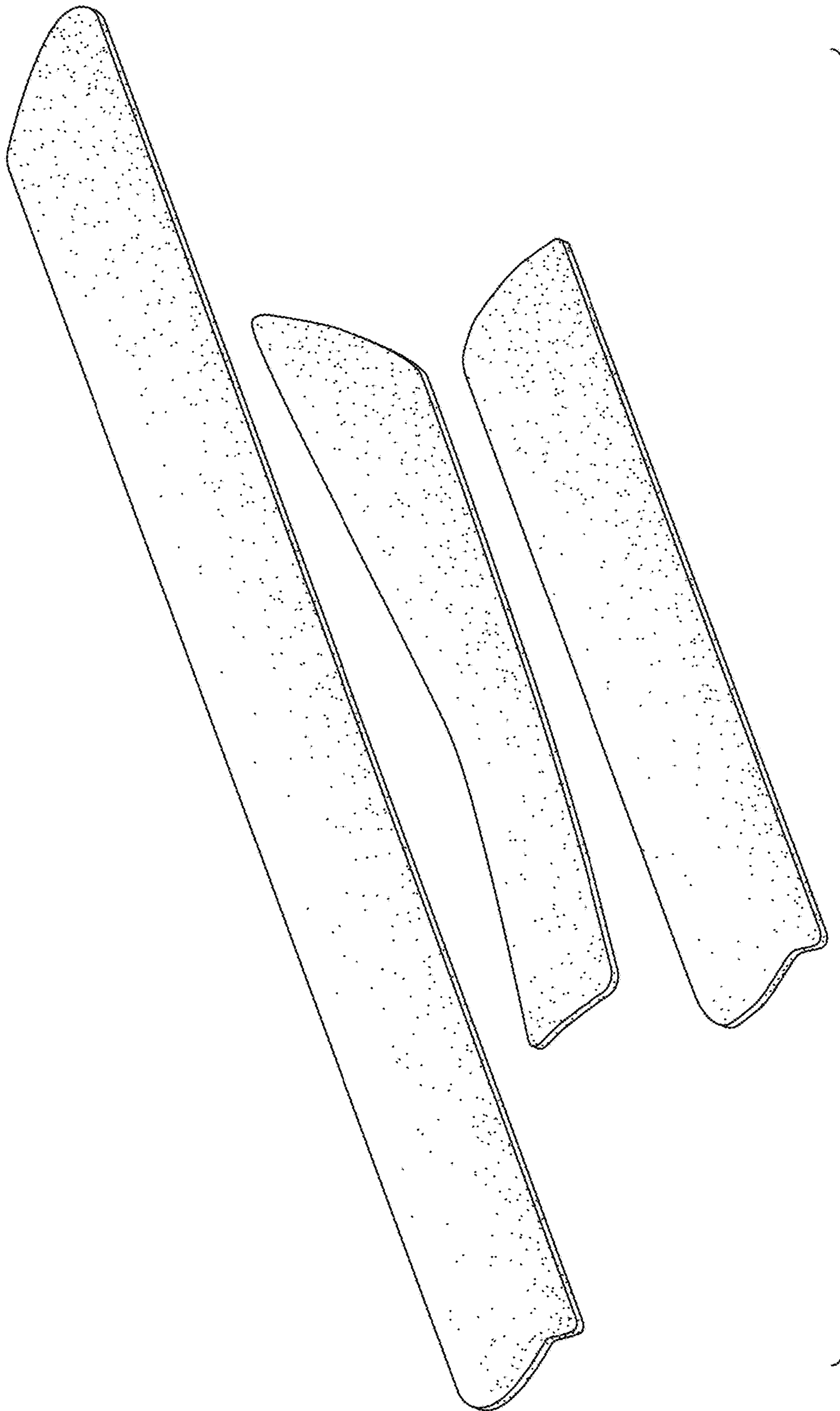


FIG. 2

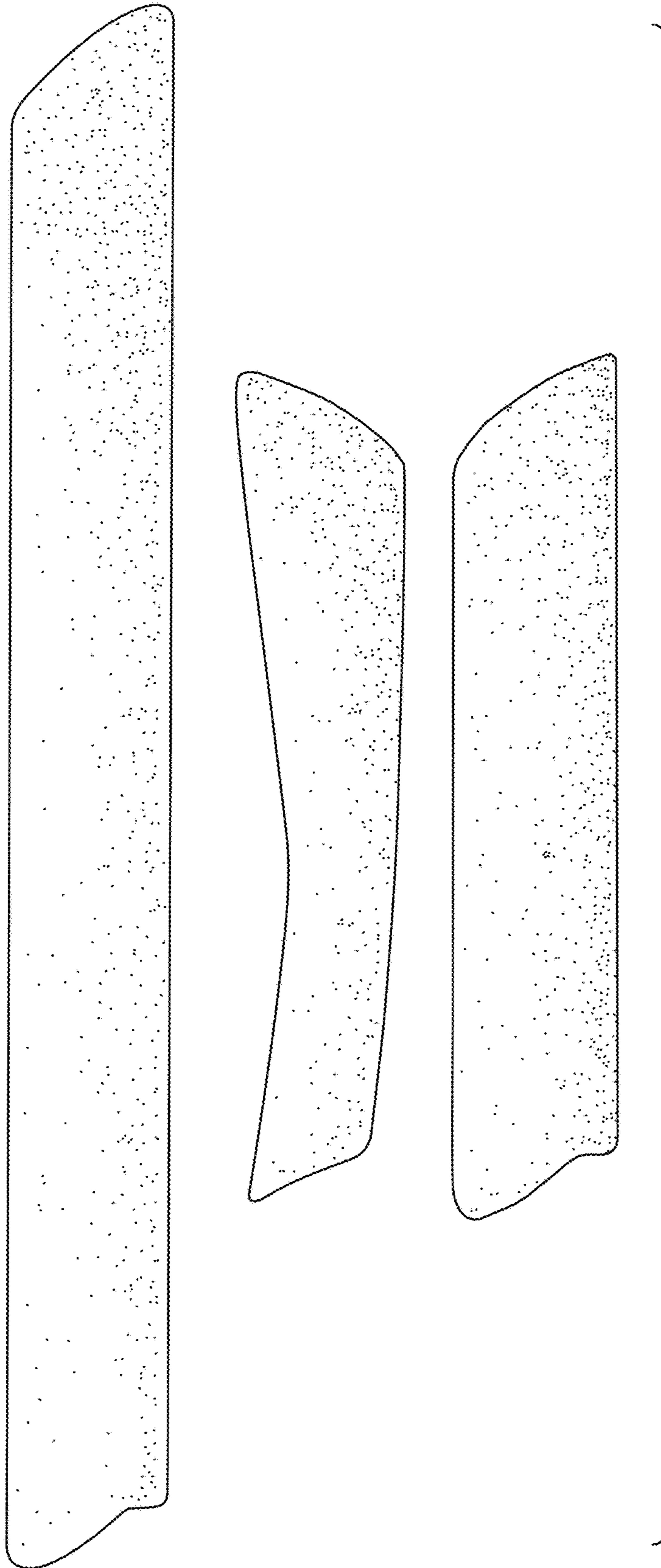


FIG. 3

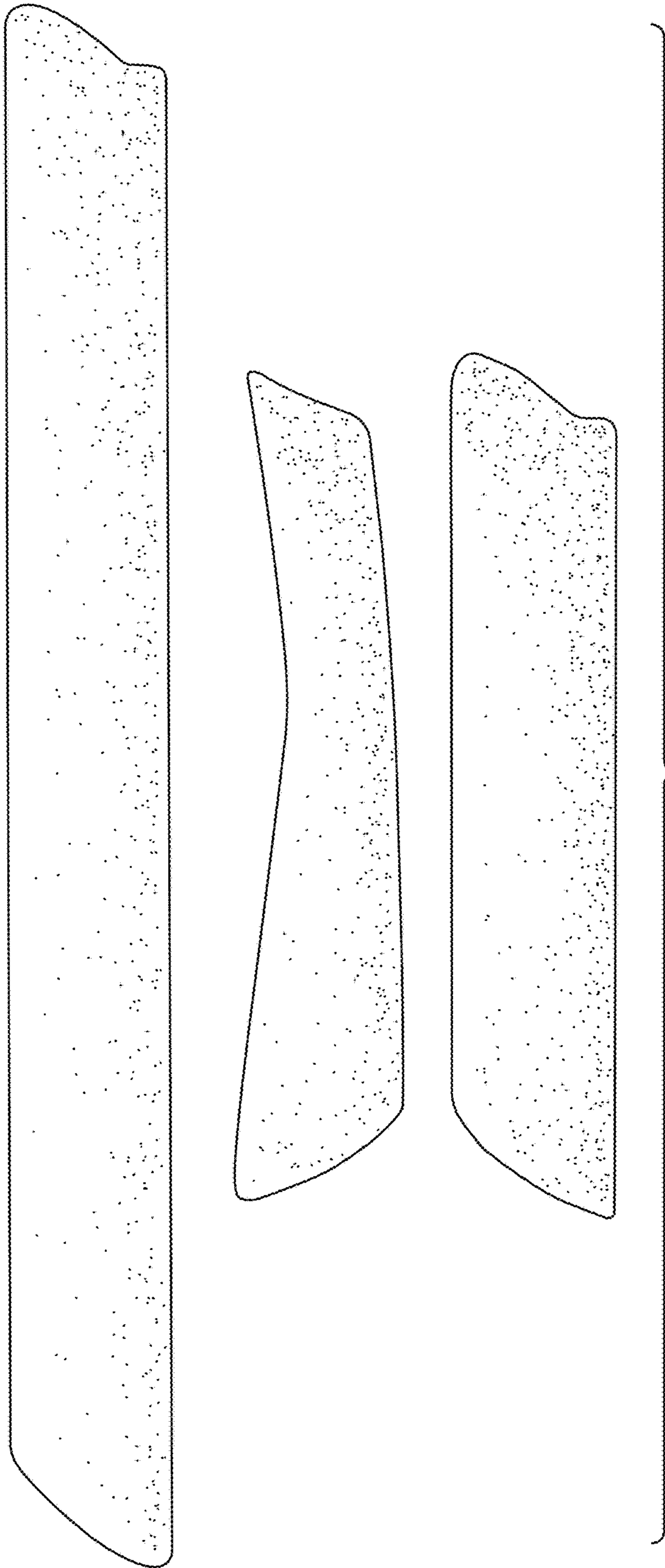


FIG. 4

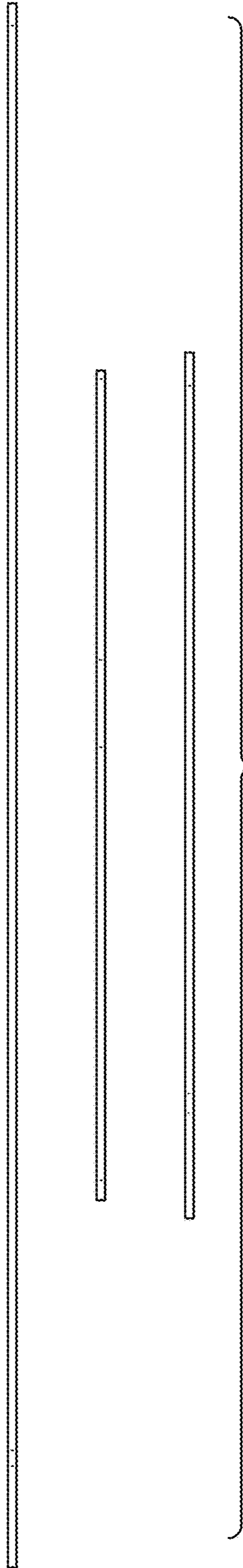


FIG. 5



FIG. 6

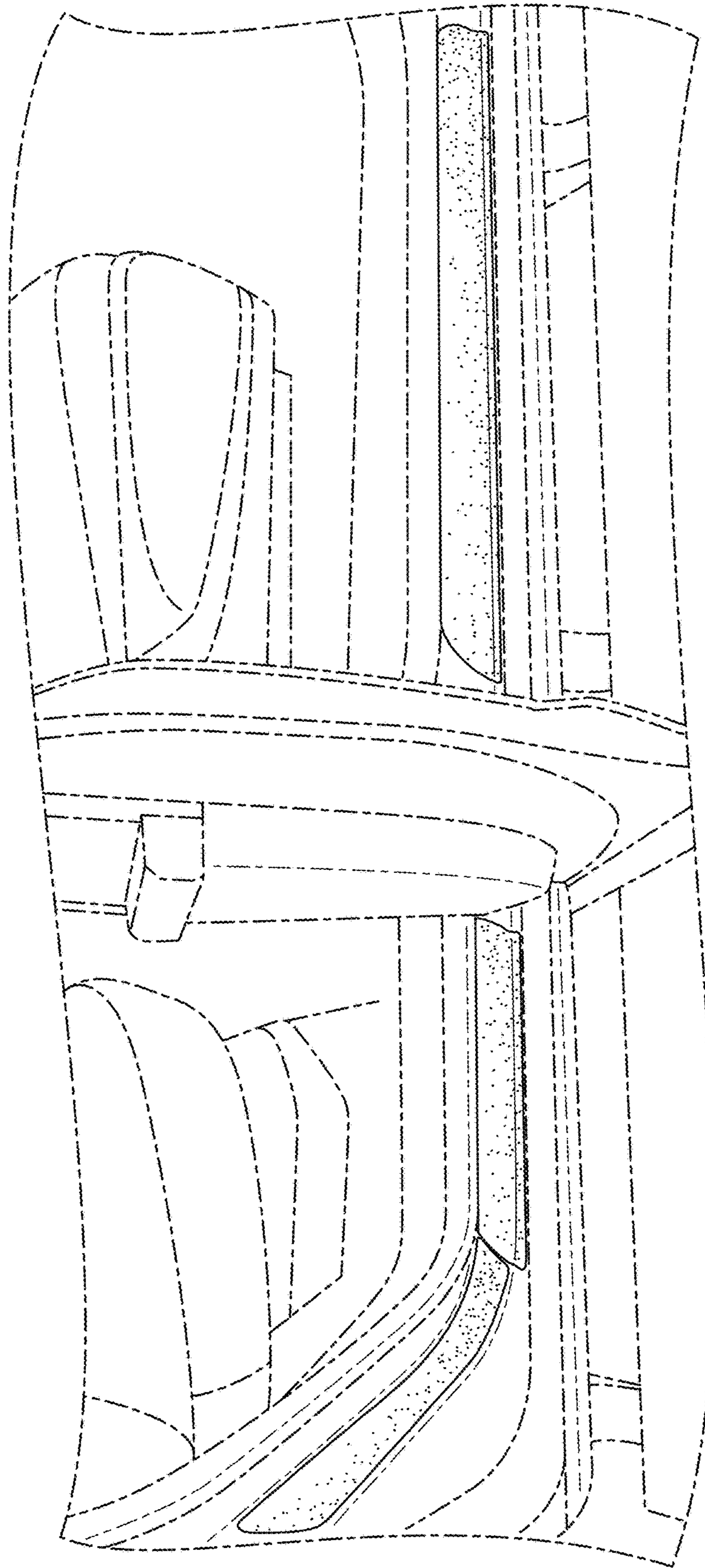


FIG. 7

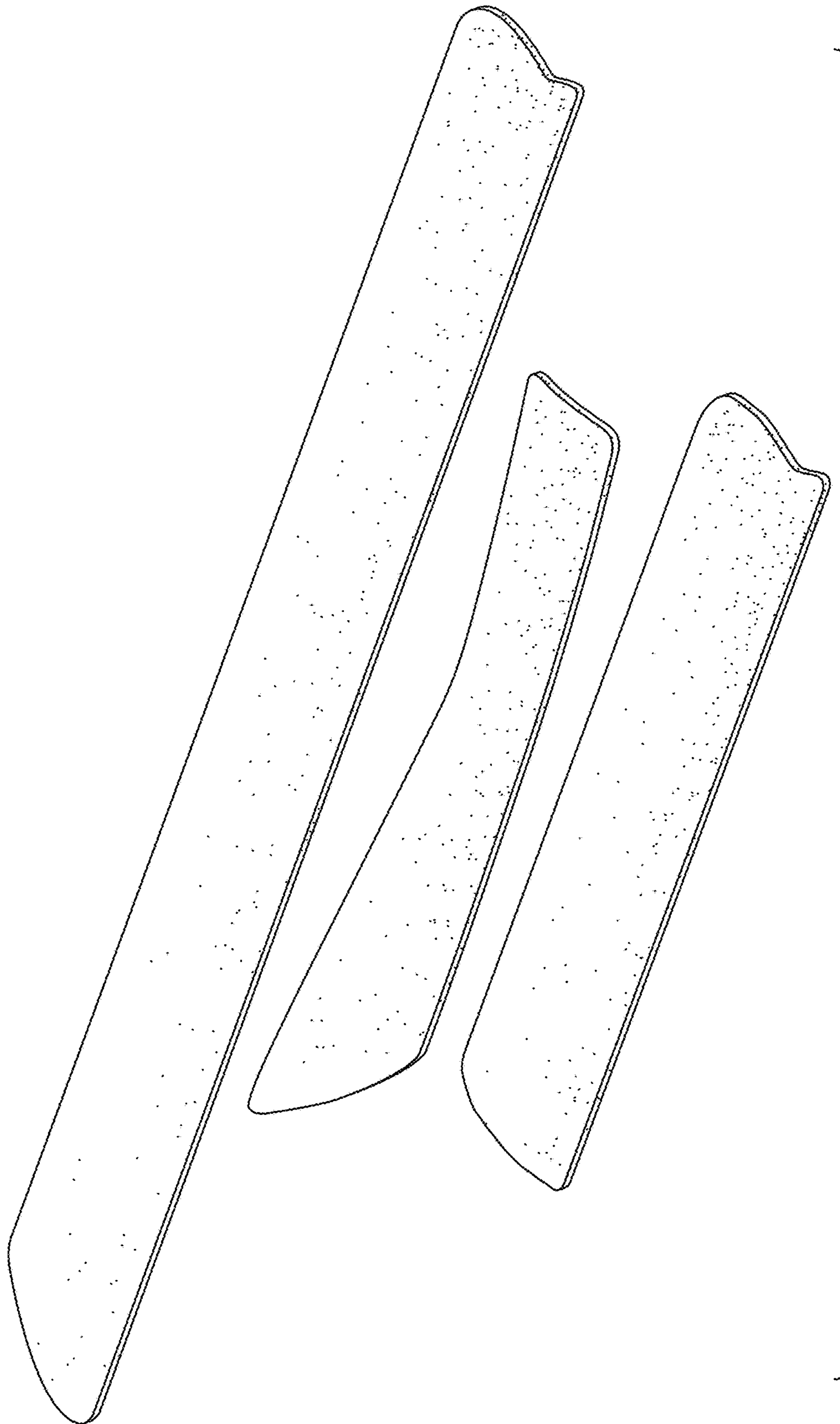


FIG. 8

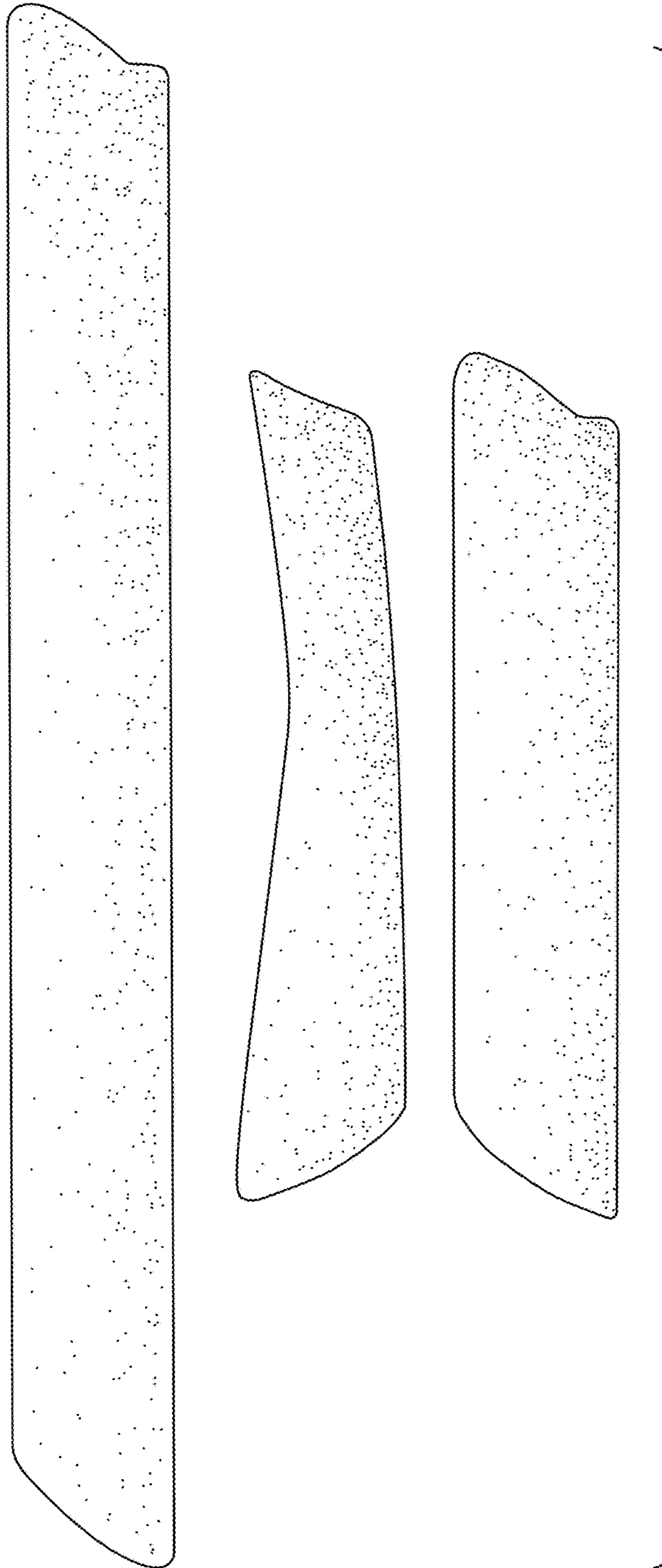


FIG. 9

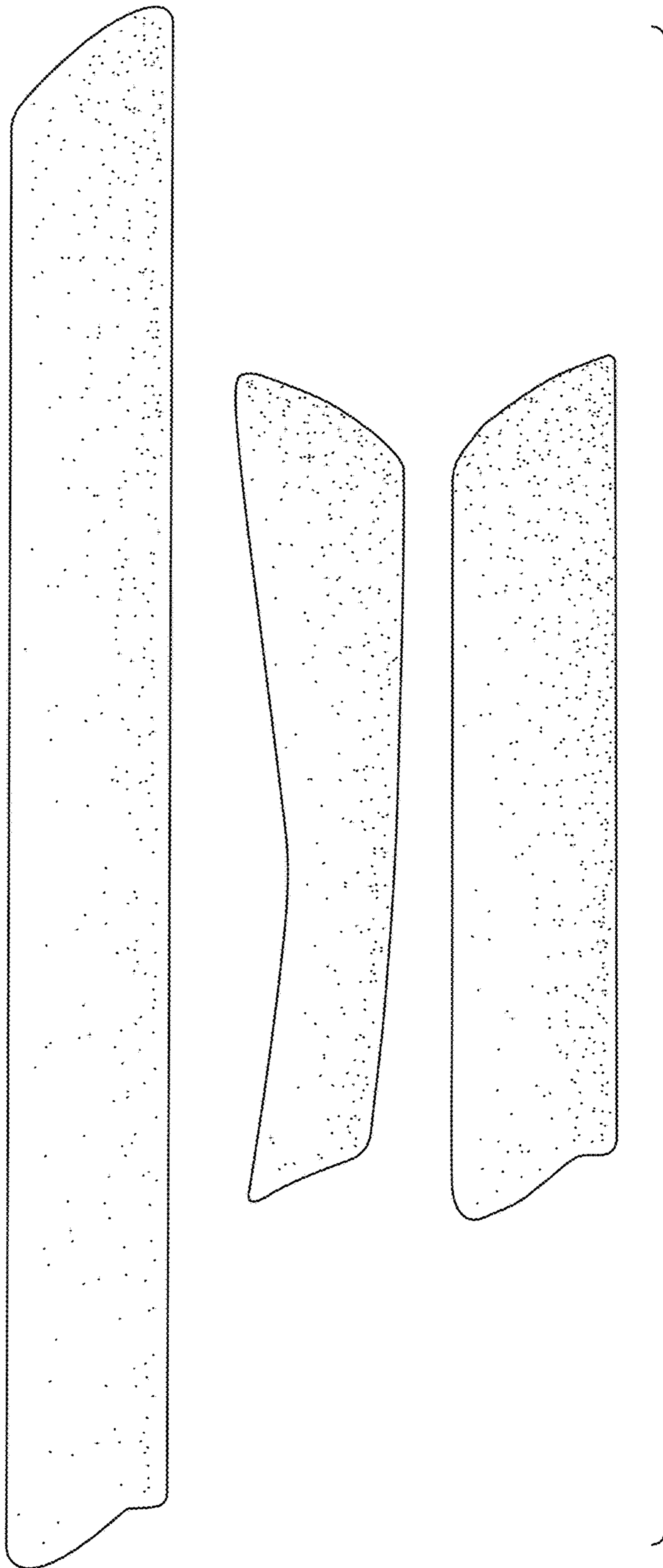


FIG. 10




FIG. 11



FIG. 12