



US00D828762S

(12) **United States Design Patent** (10) **Patent No.:** **US D828,762 S**  
**Totani** (45) **Date of Patent:** **\*\* Sep. 18, 2018**

(54) **SPOUTED POUCH**

(56) **References Cited**

(71) Applicant: **TOTANI CORPORATION**,  
Kyoto-Shi, Kyoto (JP)

U.S. PATENT DOCUMENTS

D316,668 S \* 5/1991 Wortley ..... D9/707

D344,015 S 2/1994 Jacobson

(Continued)

(72) Inventor: **Mikio Totani**, Tokyo (JP)

FOREIGN PATENT DOCUMENTS

(73) Assignee: **TOTANI CORPORATION**, Kyoto-shi  
(JP)

EM 001239750-0010 10/2010

JP D1064028 A 3/2000

(Continued)

(\*\*) Term: **15 Years**

(21) Appl. No.: **29/624,327**

OTHER PUBLICATIONS

(22) Filed: **Oct. 31, 2017**

Notice of Allowance dated Apr. 26, 2018, issued in U.S. Appl. No.  
29/624,277 (10 pages).

(Continued)

**Related U.S. Application Data**

(62) Division of application No. 29/574,608, filed on Aug.  
17, 2016, now Pat. No. Des. 808,820.

*Primary Examiner* — Abraham Bahta

(74) *Attorney, Agent, or Firm* — Westerman, Hattori,  
Daniels & Adrian, LLP

(30) **Foreign Application Priority Data**

(57) **CLAIM**

Feb. 17, 2016	(JP)	.....	2016-003325
Feb. 17, 2016	(JP)	.....	2016-003326
Feb. 17, 2016	(JP)	.....	2016-003327
Feb. 17, 2016	(JP)	.....	2016-003331
Feb. 17, 2016	(JP)	.....	2016-003333
Feb. 17, 2016	(JP)	.....	2016-003334
Feb. 17, 2016	(JP)	.....	2016-003335

The ornamental design for a spouted pouch, as shown and  
described.

(Continued)

**DESCRIPTION**

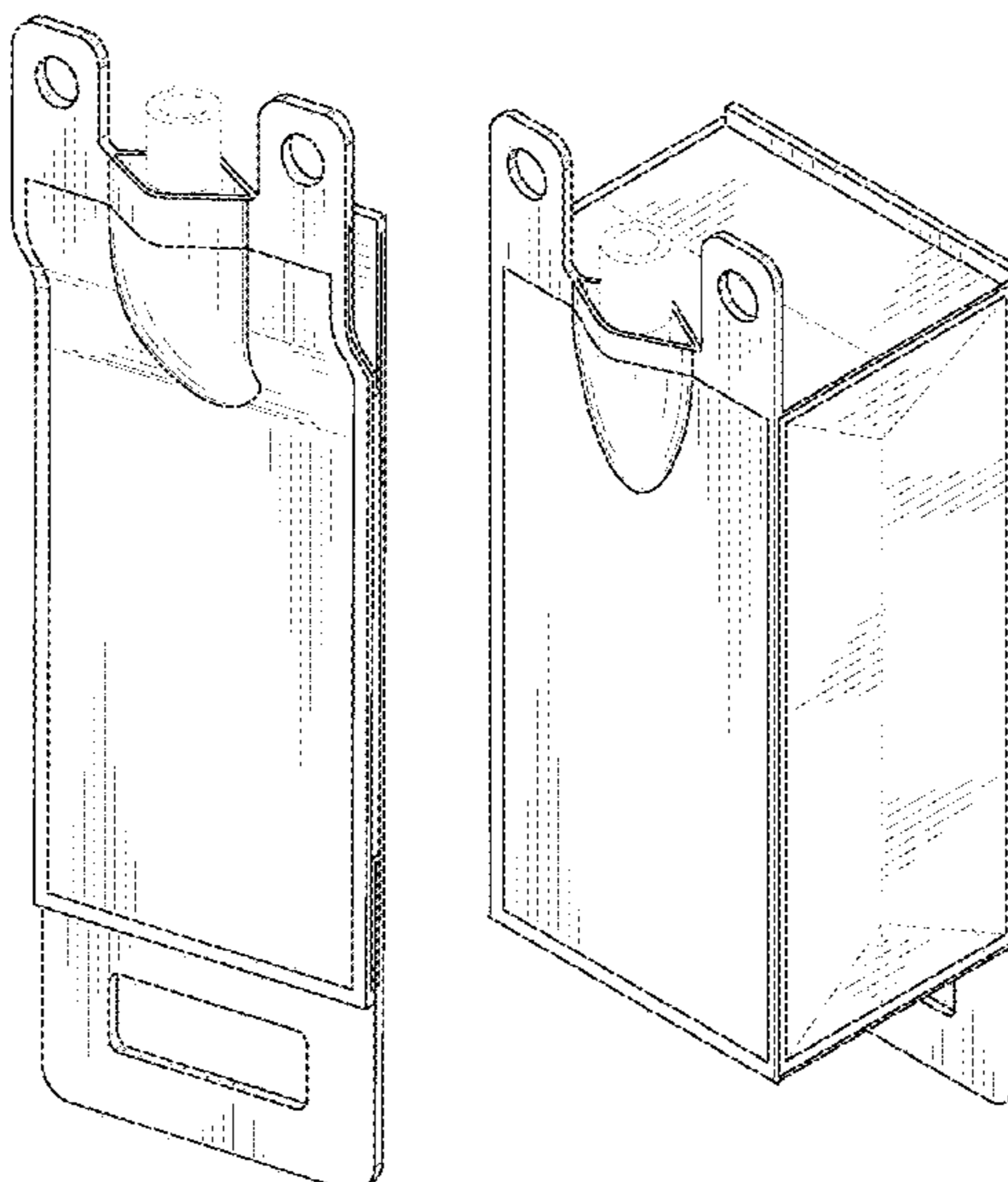
(51) **LOC (11) Cl.** ..... **09-05**

(52) **U.S. Cl.**  
USPC ..... **D9/703**

(58) **Field of Classification Search**  
USPC ..... D9/702-714, 719, 738-740, 517-518,  
D9/522, 416, 435, 444, 460, 455, 414,  
(Continued)

FIG. 1 is an isometric view of a spouted pouch showing my  
new design, showing the top, front, and right side thereof.  
FIG. 2 is a front elevational view thereof.  
FIG. 3 is a rear elevational view thereof.  
FIG. 4 is a right side elevational view thereof.  
FIG. 5 is a left side elevational view thereof.  
FIG. 6 is a top plan view thereof.  
FIG. 7 is a bottom plan view thereof; and,  
FIG. 8 is an isometric view thereof, showing the spouted  
pouch in use in an expanded condition.  
The broken line portions of the design are included to show  
unclaimed portions and form no part of the claim.

**1 Claim, 4 Drawing Sheets**



# US D828,762 S

Page 2

(30) **Foreign Application Priority Data**

Feb. 17, 2016 (JP) ..... 2016-003336  
Feb. 17, 2016 (JP) ..... 2016-003340

(58) **Field of Classification Search**

USPC ..... D9/499, 431-432; D7/560-562;  
206/434, 426-427, 429-430, 485, 485.1,  
206/499, 508, 431, 418-422, 588-594,  
206/286, 299; 229/117.3, 185, 121, 122,  
229/200, 207, 236, 87.01, 923, 922,  
229/87.19, 87.18; 220/23.83;  
383/118-120, 110, 108, 127, 83, 6, 26,  
383/33, 78, 88; D3/303-307, 221, 226,  
D3/232, 276, 315; 150/100, 107, 112,  
150/118  
CPC .... A45C 3/00; A45C 3/04; A45C 3/06; A45C  
3/001; A45C 3/10; B65D 33/004; B65D  
33/00; B65D 33/06; B65D 33/12; B65D  
1/00; B65D 1/38; B65D 1/40; B65D  
31/00; B65D 31/005; B65D 31/10; B65D  
31/02; B65D 31/04; B65D 31/18; B65D  
65/00; B65D 65/02; B65D 65/38; B65D  
81/00; B65D 81/36

See application file for complete search history.

(56) **References Cited**

U.S. PATENT DOCUMENTS

D344,016 S 2/1994 Jacobson  
D764,941 S 8/2016 Balganon Canela et al.

D786,697 S 5/2017 Dytchkowskyj  
D808,820 S 1/2018 Totani  
D814,941 S 4/2018 Conrardy

FOREIGN PATENT DOCUMENTS

JP 2000-153849 A 6/2000  
JP 2009-208836 A 9/2009  
JP D1552632 S 6/2016  
KR 1540 S 6/1997

OTHER PUBLICATIONS

Notice of Allowance dated Apr. 26, 2018, issued in U.S. Appl. No.

29/624,282, (10 pages).

Packaging Digest, vol. 4, No. 41, p. 36 (no data) (Cited in parent

U.S. Appl. No. 29/574,608, filed Aug. 17, 2016).

Emballages, vol. 965, p. 147 (Nov. 2014) (Cited in parent U.S. Appl.

No. 29/574,608, filed Aug. 17, 2016).

Notice of Allowance dated May 11, 2018, issued in U.S. Appl. No.

29/624,284. (14 pages).

\* cited by examiner

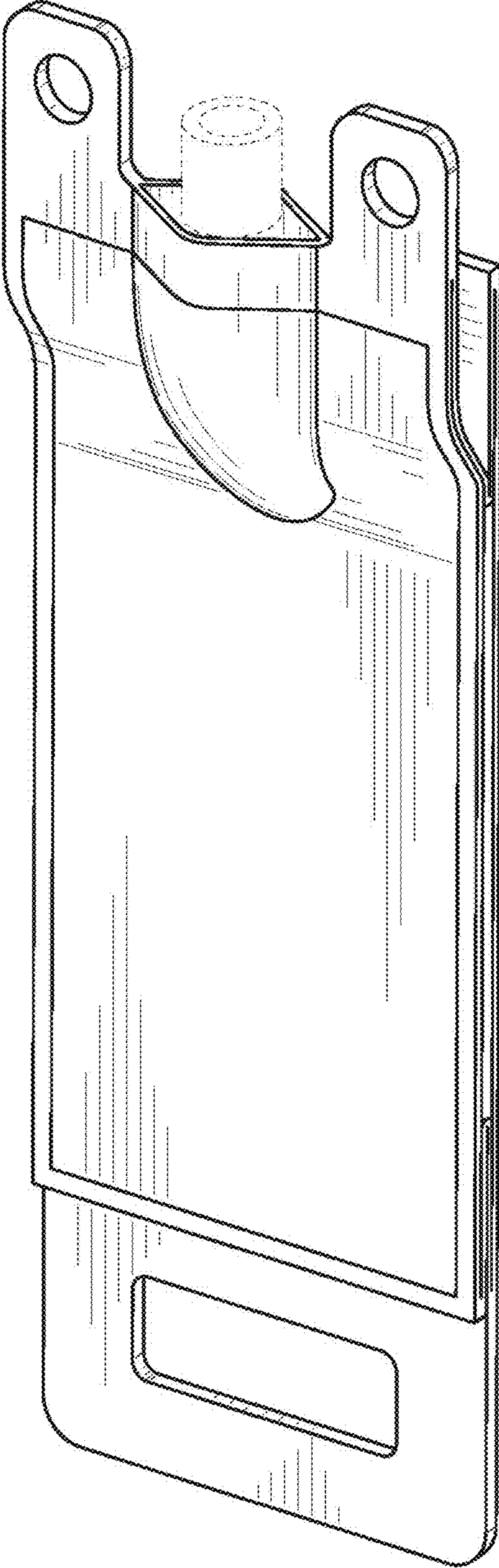


FIG. 1




FIG. 2

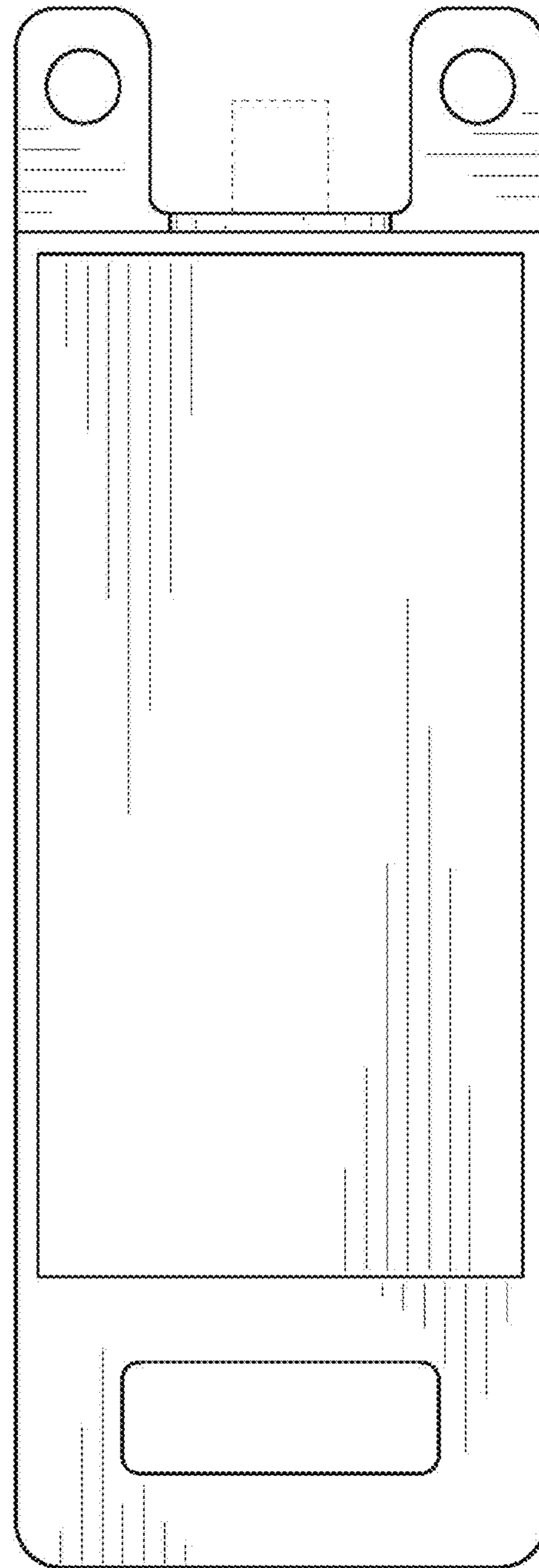


FIG. 3




FIG. 4




FIG. 5

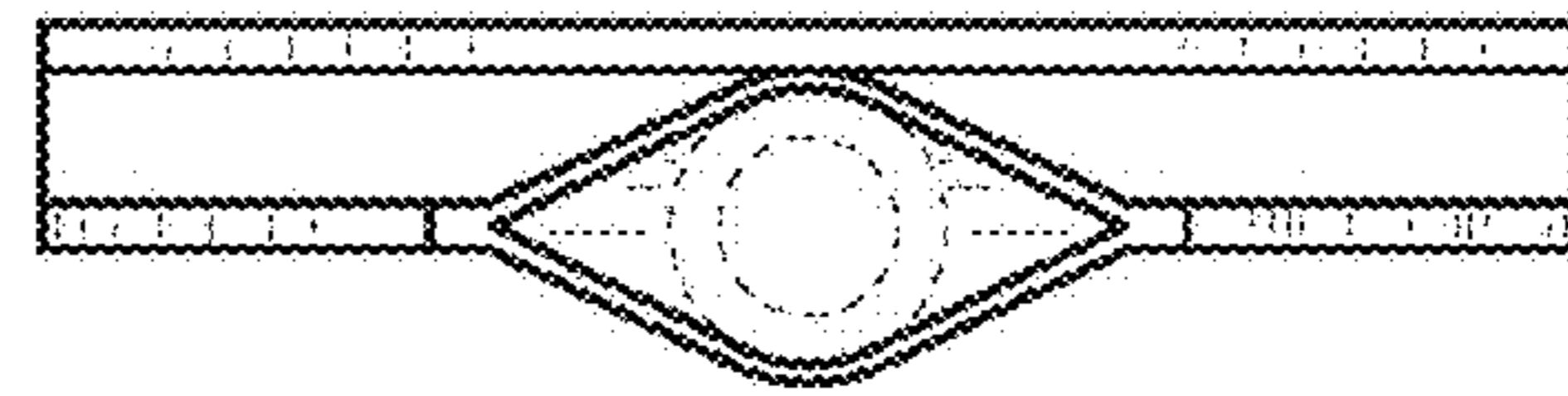


FIG. 6



FIG. 7

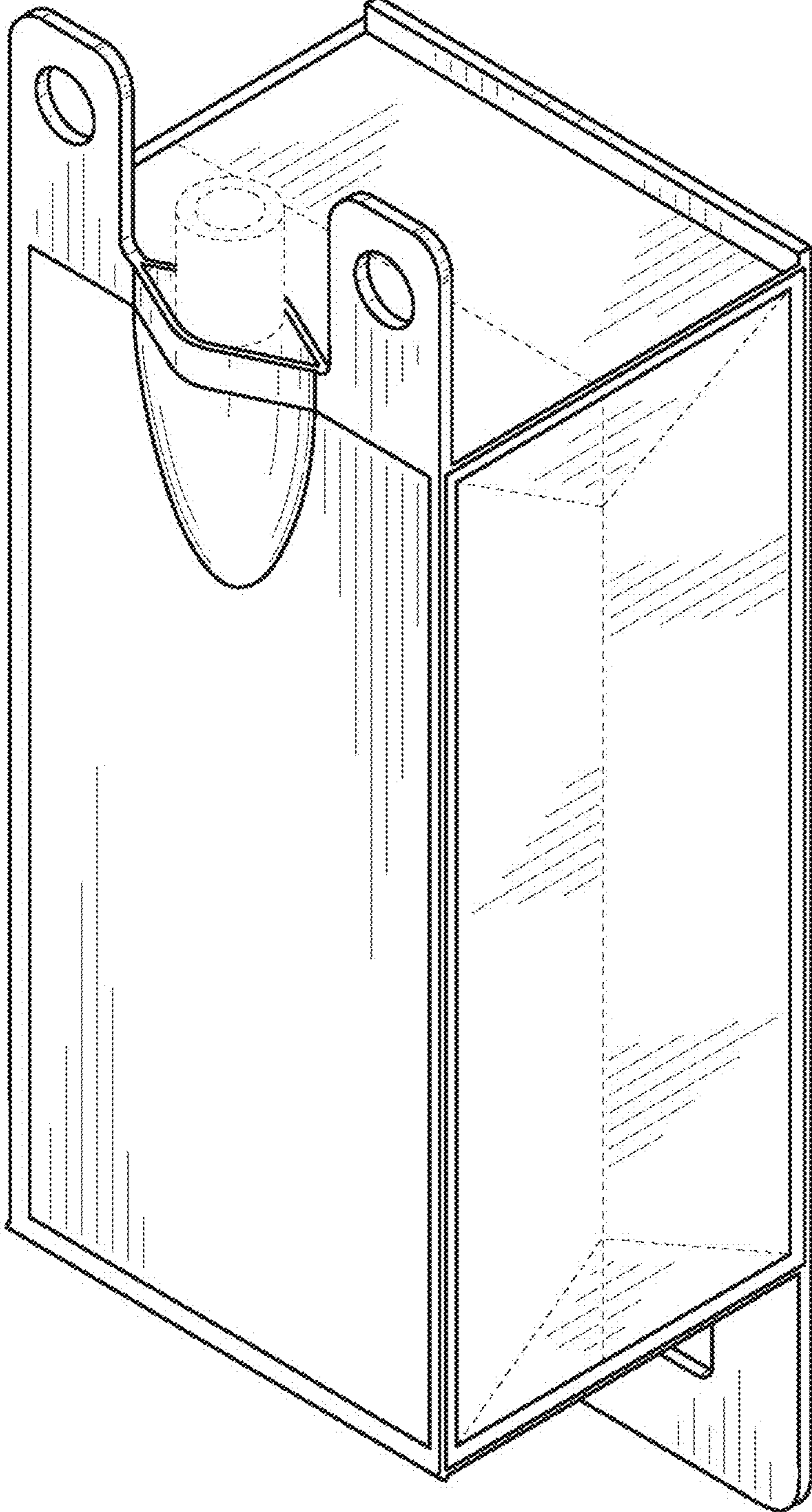


FIG. 8