



US00D828758S

(12) **United States Design Patent** (10) **Patent No.:** **US D828,758 S**
Vasquez et al. (45) **Date of Patent:** **** *Sep. 18, 2018**

(54) **FRAGRANCE BOTTLE WITH CAP**
(71) Applicant: **Gabrielle Studio, Inc.**, New York, NY (US)
(72) Inventors: **Vicente Antonio Vasquez**, Brooklyn, NY (US); **Liong The**, New York, NY (US); **Soo H. Kim**, Great Neck, NY (US)

D537,347 S 2/2007 Burks
D541,923 S * 5/2007 Castillo Higareda D23/366
D555,502 S * 11/2007 Fouques Du Parc D9/503
D565,423 S 4/2008 Brady
D588,927 S 3/2009 Antretter
D592,970 S * 5/2009 Thorpe D9/630
D595,576 S * 7/2009 Antretter D9/451
(Continued)

(73) Assignee: **GABRIELLE STUDIO, INC.**, New York, NY (US)

FOREIGN PATENT DOCUMENTS
EM 001186548-0001 2/2010
EM 002173179-0001 1/2013
(Continued)

(*) Notice: This patent is subject to a terminal disclaimer.

Primary Examiner — Sandra L Morris
(74) *Attorney, Agent, or Firm* — Ka Wah J. Lee

(**) Term: **15 Years**

(57) **CLAIM**

(21) Appl. No.: **29/595,257**

The ornamental design for a fragrance bottle with cap, as shown.

(22) Filed: **Feb. 27, 2017**

(51) **LOC (11) Cl.** **09-01**

(52) **U.S. Cl.**
USPC **D9/630**; D9/526; D9/529

(58) **Field of Classification Search**
USPC D3/270, 271.1–271.4; D7/509–511, D7/514–520, 523, 529, 598, 599, 604, D7/613, 619.2, 623, 628; D9/600, 601, D9/607, 630, 500–505, 516, 522–526, D9/537–546, 549–558, 451; 206/457, 206/459.5, 527; 215/381–384, 400
CPC B65D 5/4258; B65D 81/60; B65D 81/365; B65D 81/366; B65D 81/368; B65D 2203/00; B65D 2203/02
See application file for complete search history.

DESCRIPTION

FIG. 1 is a top, front and left side perspective view of our new design for a fragrance bottle with cap;
FIG. 2 is a top, front and right side perspective view of our new design for a fragrance bottle with cap;
FIG. 3 is a front elevation view of the fragrance bottle with cap, shown in FIG. 1;
FIG. 4 is a rear elevation view of the fragrance bottle with cap, shown in FIG. 1;
FIG. 5 is a right side elevation view of the fragrance bottle with cap, shown in FIG. 1;
FIG. 6 is a left side elevation view of the fragrance bottle with cap, shown in FIG. 1;
FIG. 7 is a top plan view of the fragrance bottle with cap, shown in FIG. 1; and,
FIG. 8 is a bottom plan view of the fragrance bottle with cap, shown in FIG. 1.

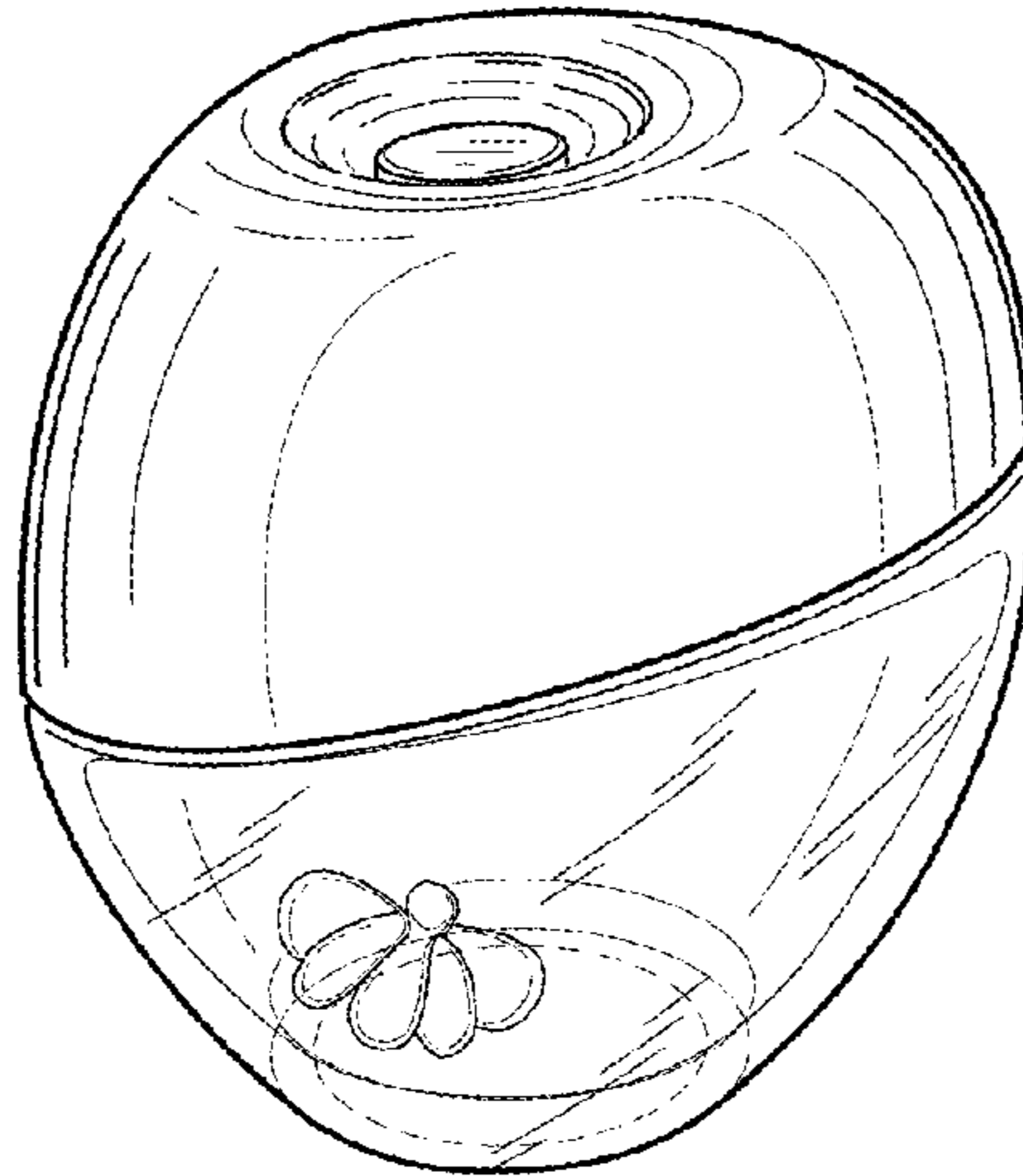
The broken lines in the drawings illustrate portions of the fragrance bottle with cap that form no part of the claim.

(56) **References Cited**

U.S. PATENT DOCUMENTS

D75,152 S * 5/1928 Danco D9/630
D94,984 S * 3/1935 Noble D9/630
D411,749 S * 6/1999 Nahum-Albright D9/529
D481,636 S * 11/2003 Camacho D9/526

1 Claim, 4 Drawing Sheets



(56)

References Cited

U.S. PATENT DOCUMENTS

D656,033 S * 3/2012 Servaire D9/451
D660,162 S * 5/2012 Baron D9/521
D712,273 S * 9/2014 Jacobs D9/451
D748,484 S 2/2016 Lavigne

FOREIGN PATENT DOCUMENTS

EM 002173179-0002 1/2013
EM 001401277-0001 4/2014
RU 00093052 5/2015

* cited by examiner

FIG. 1

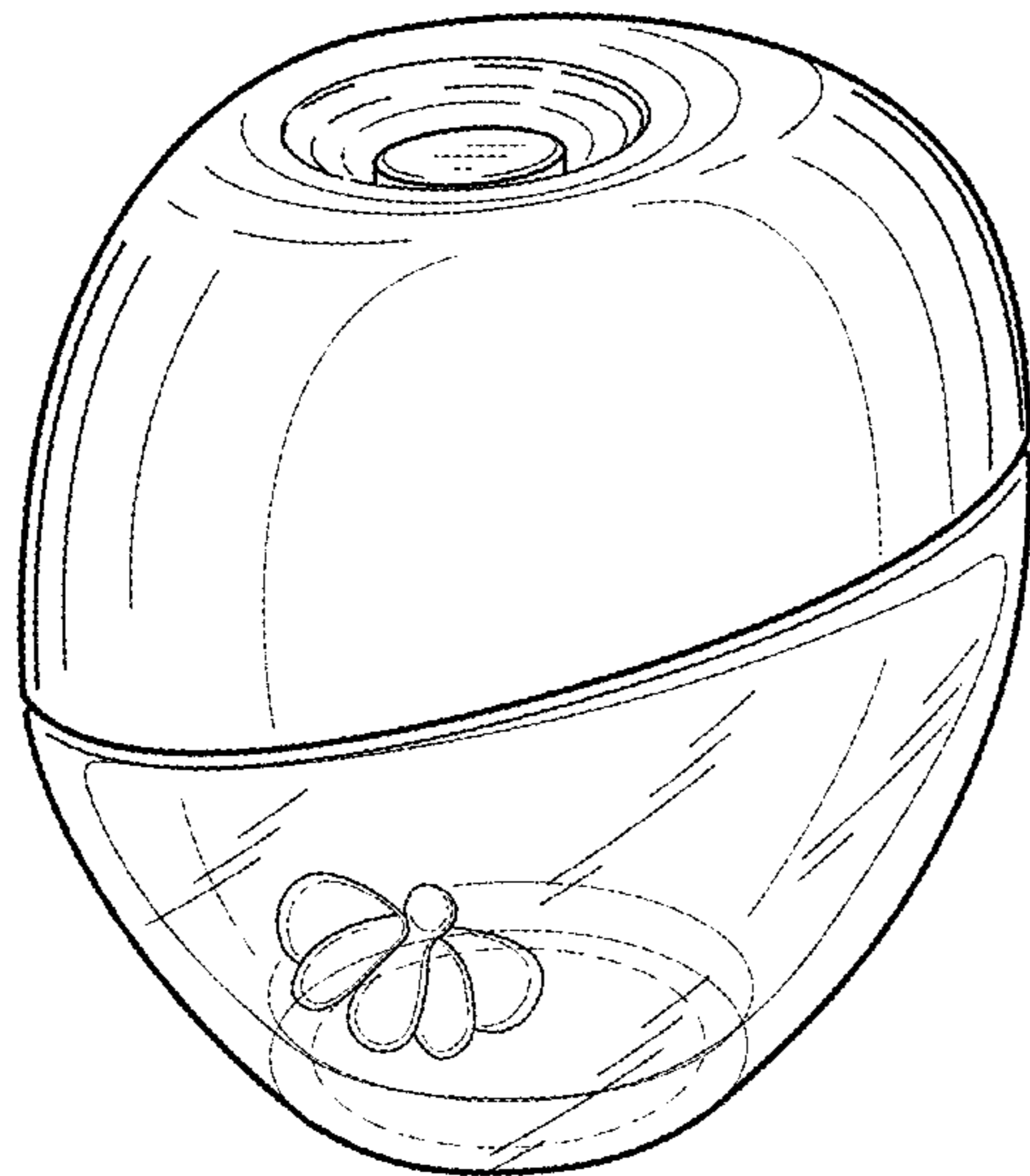


FIG. 2

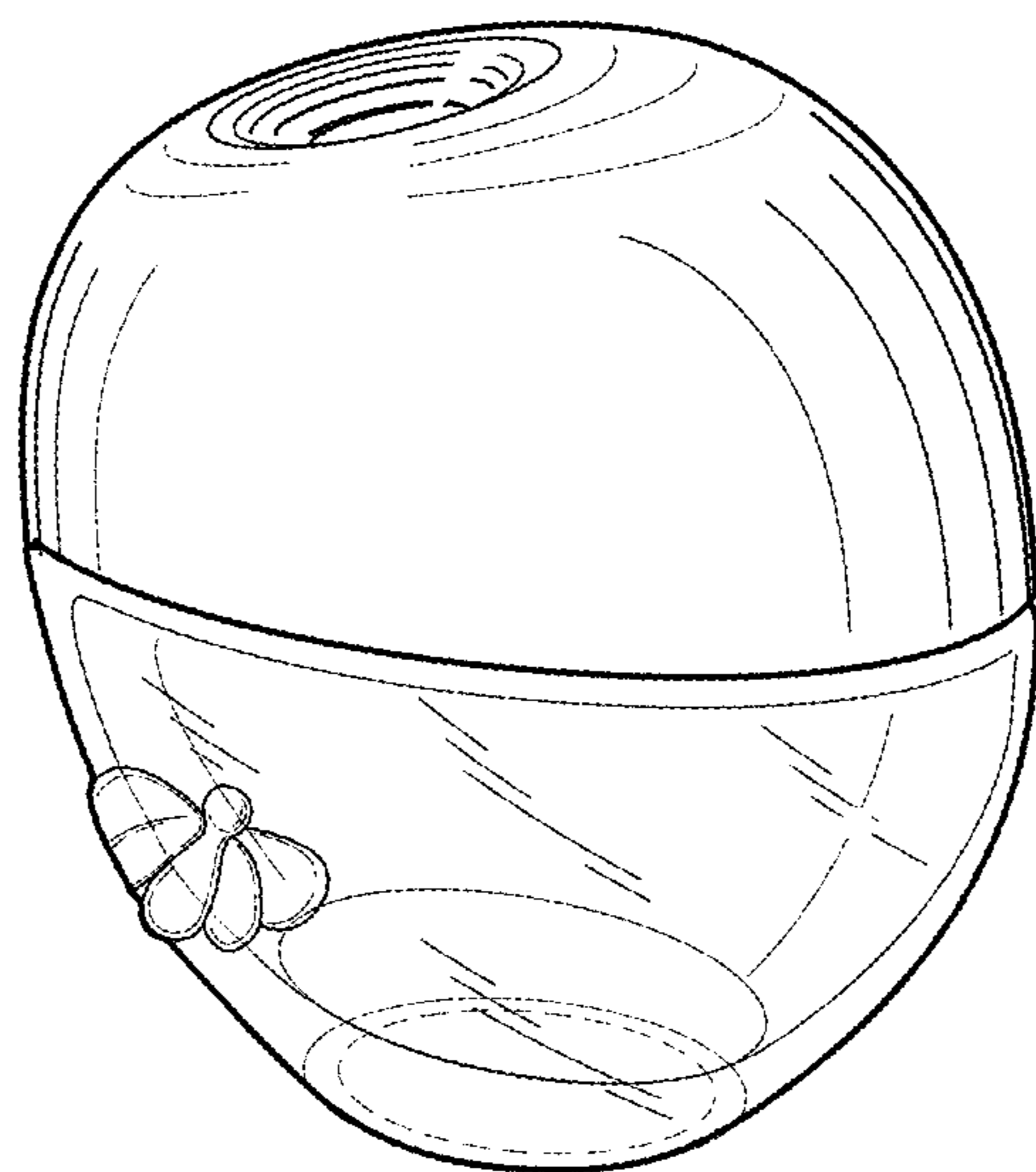


FIG. 3

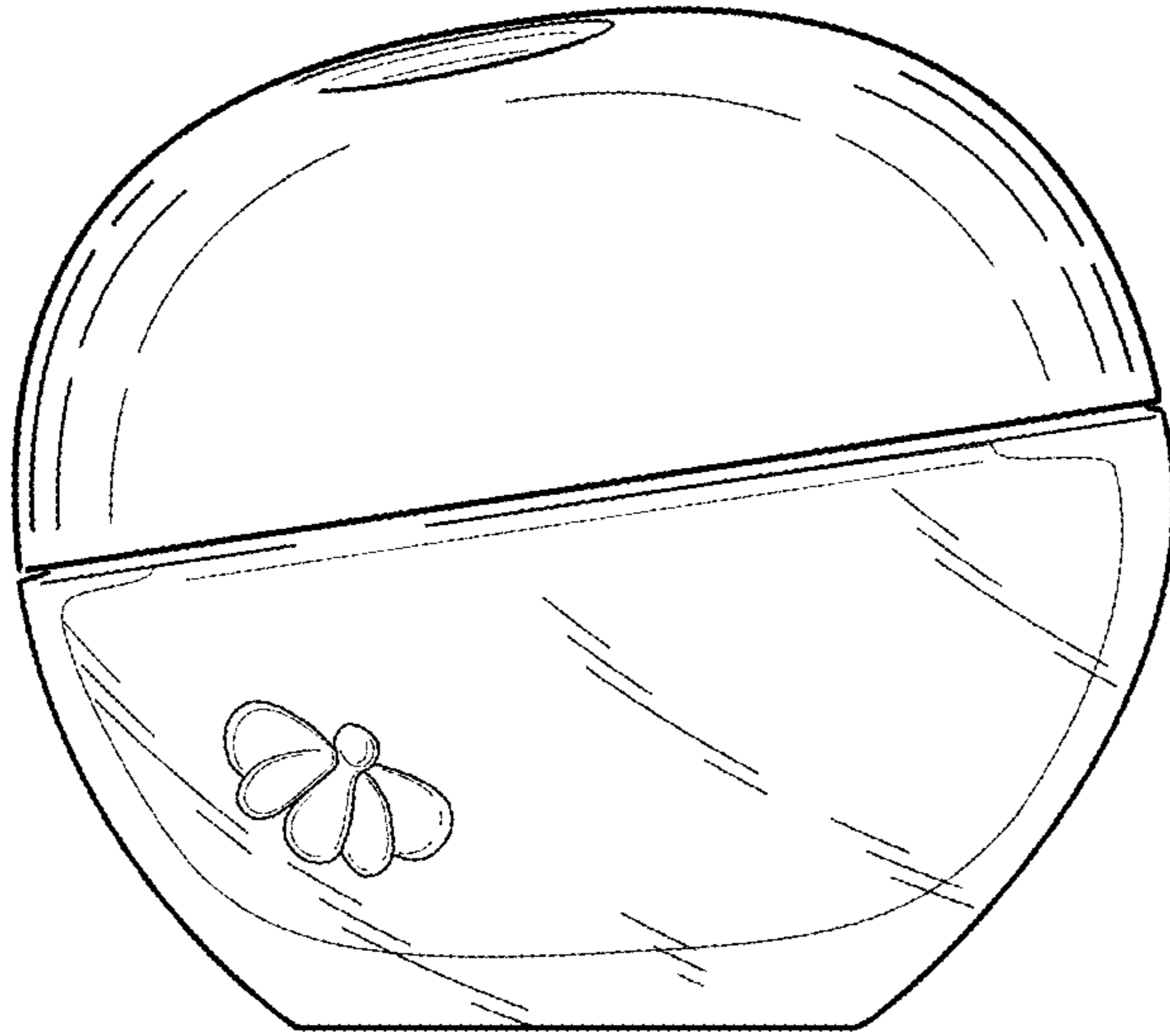


FIG. 4

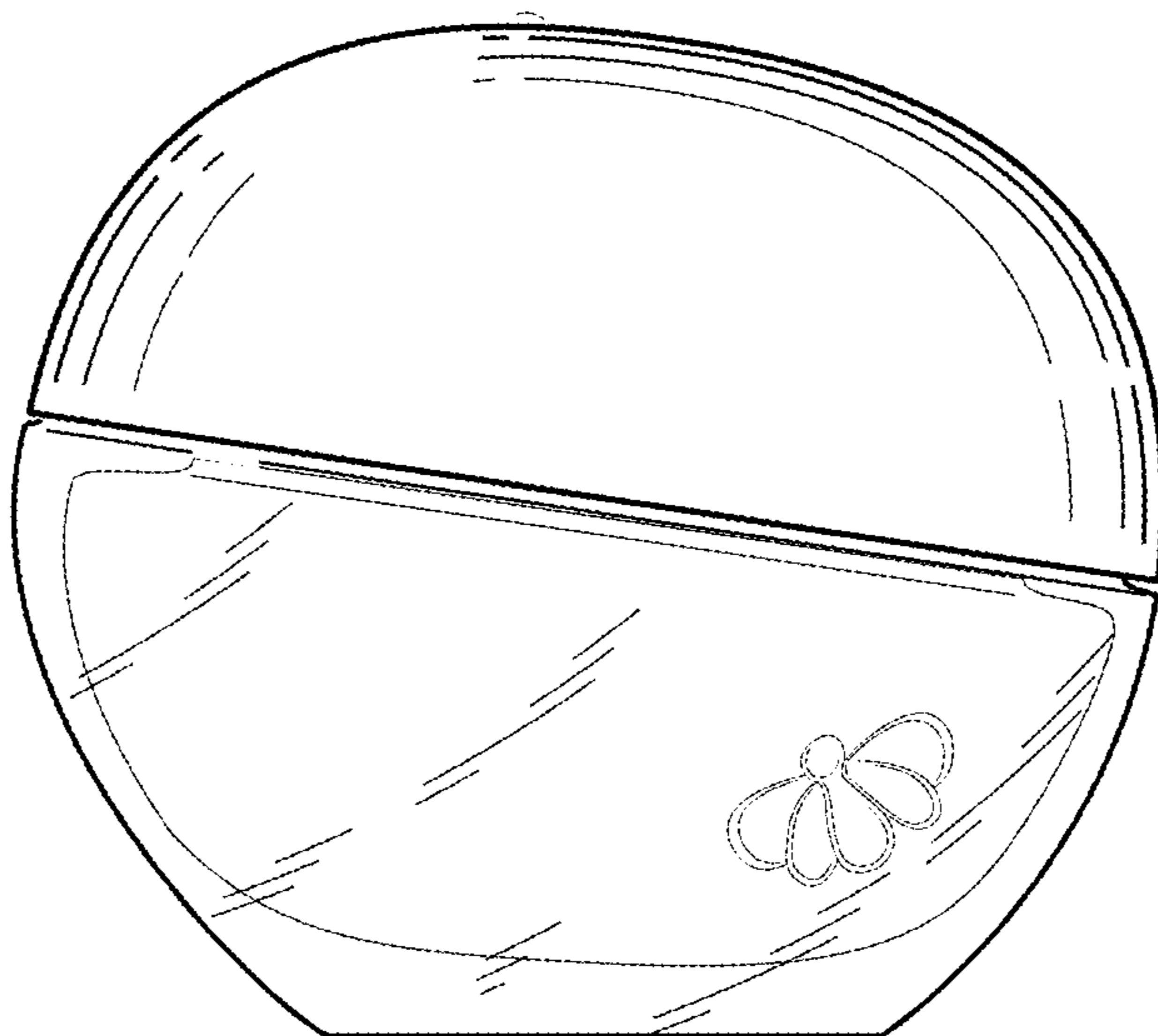


FIG. 5

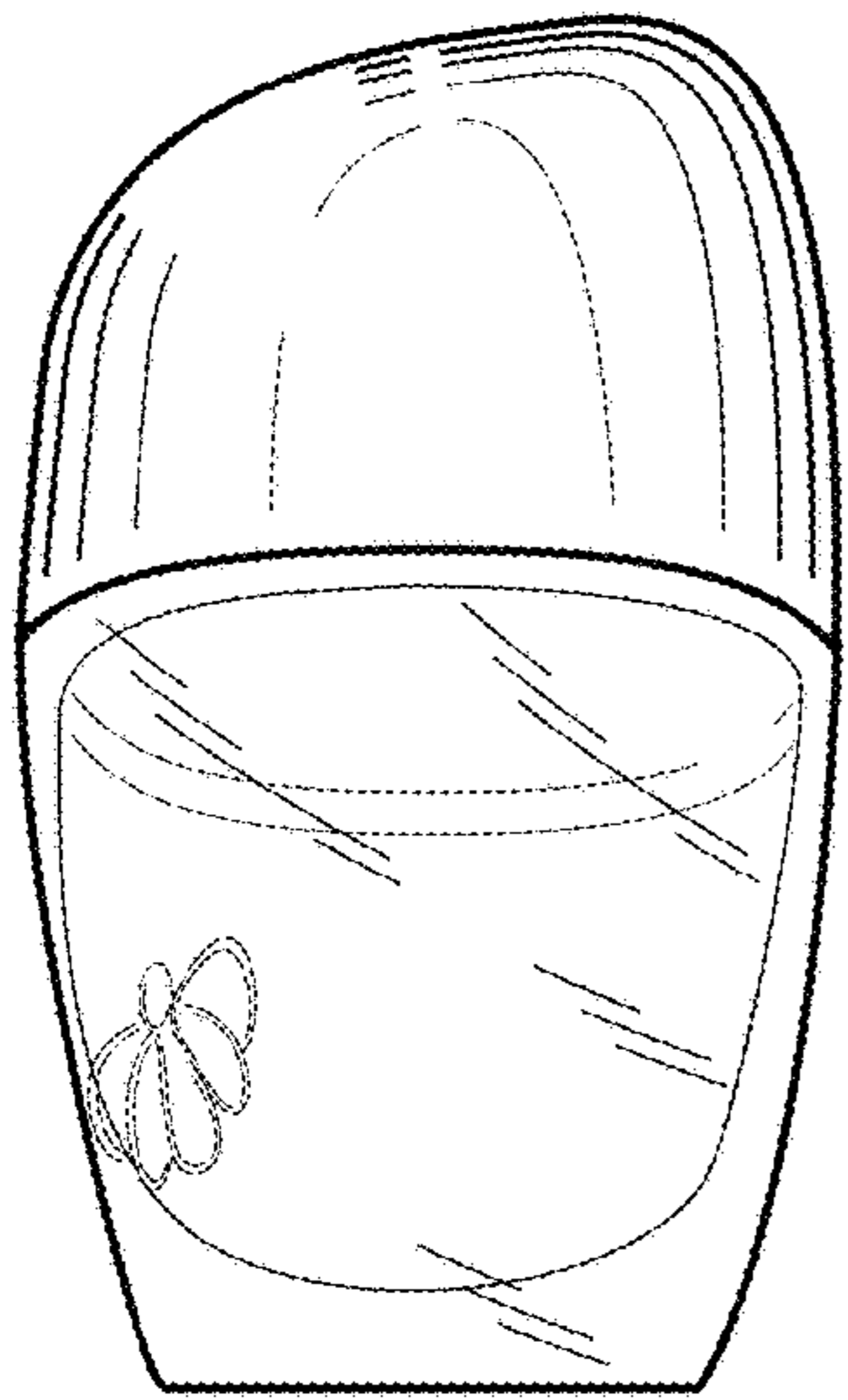


FIG. 6

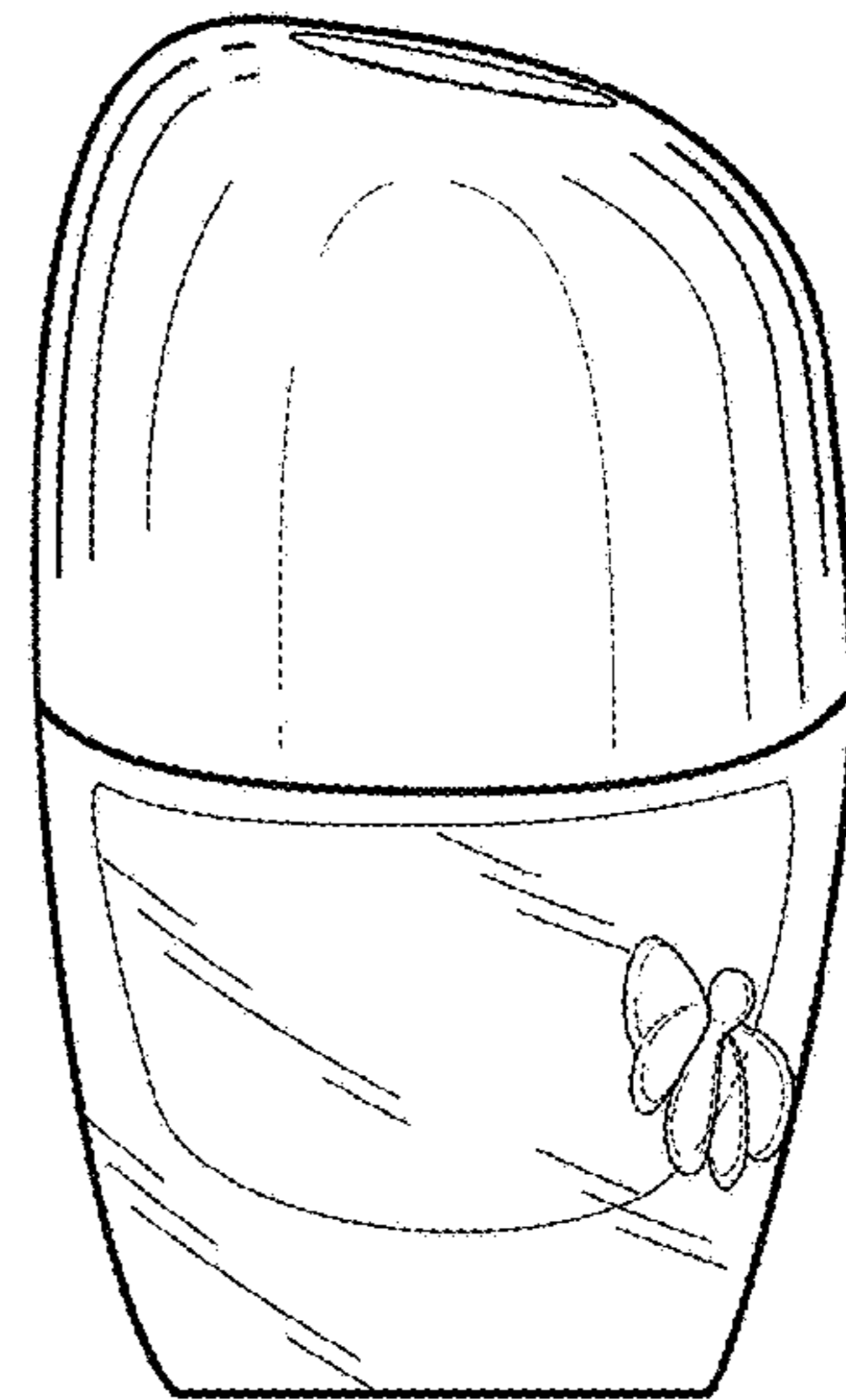


FIG. 7

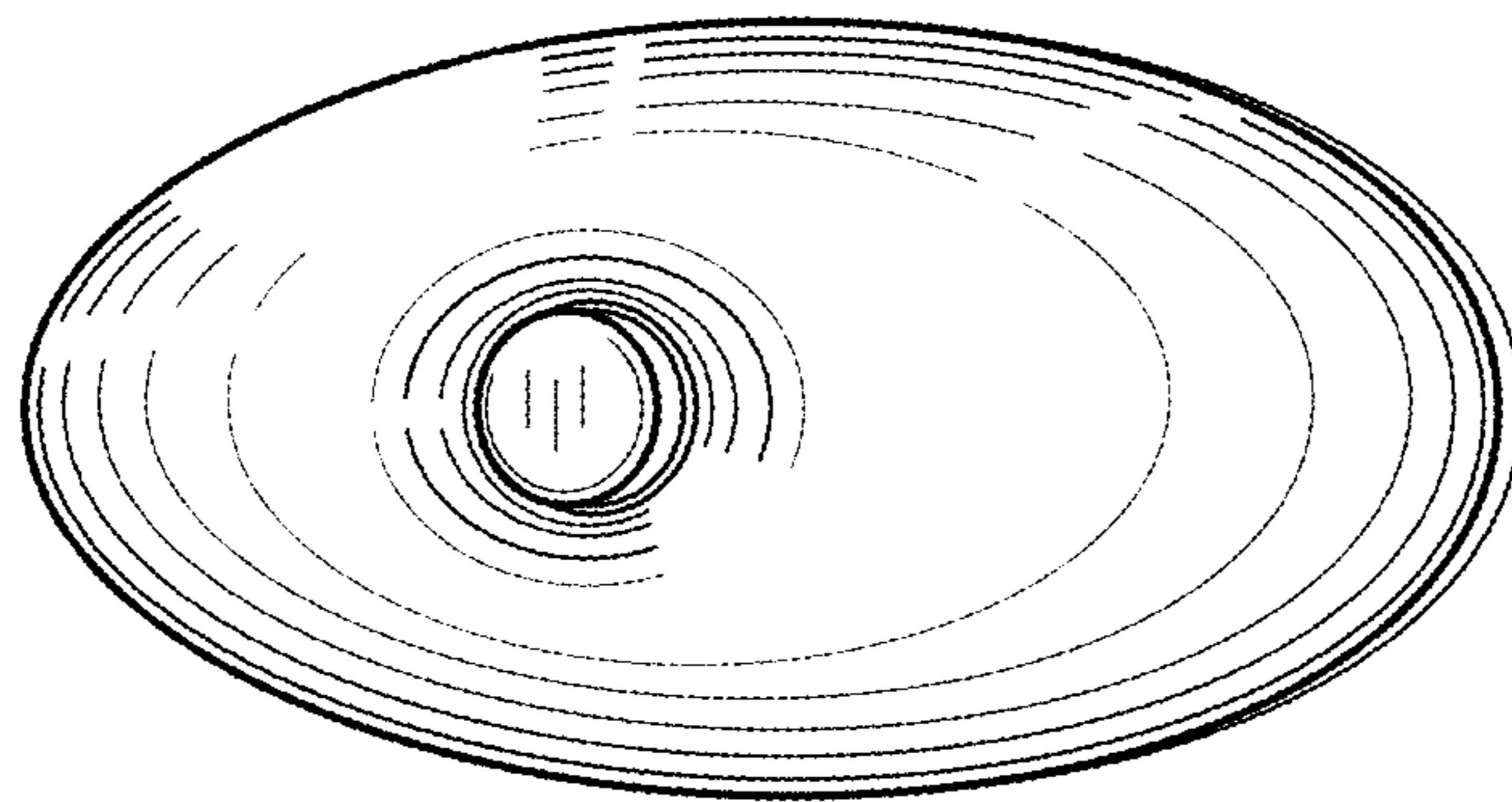


FIG. 8

