

US00D828732S

(12) **United States Design Patent** (10) **Patent No.:** **US D828,732 S**
Workman et al. (45) **Date of Patent:** **** Sep. 18, 2018**

- (54) **AXE WITH GRUBBER** 1,457,930 A * 6/1923 Nelems B26B 23/00
30/308.2
- (71) Applicant: **Barebones Systems, LLC**, Bluffdale, UT (US) D123,051 S * 10/1940 Farmer D8/11
3,245,094 A * 4/1966 Shandel B26B 23/00
30/308.3
- (72) Inventors: **Robert Emmett Workman**, Morgan, UT (US); **David Jared Burton**, Payson, UT (US); **Erik Robert Workman**, Salt Lake City, UT (US); **Kristin Mecham**, Springville, UT (US) 3,735,434 A * 5/1973 Penberthy A63B 29/08
125/43
D248,819 S * 8/1978 Hare D8/11
4,476,597 A * 10/1984 Gobbi A63B 29/08
30/164.5
D279,348 S * 6/1985 Clivio D8/11
4,669,342 A * 6/1987 Wilson B25G 1/10
81/20
- (73) Assignee: **BAREBONES SYSTEMS, LLC**, Salt Lake City, UT (US) D299,412 S * 1/1989 Zabarte D8/105
(Continued)

(**) Term: **15 Years**

(21) Appl. No.: **29/570,408**

(22) Filed: **Jul. 7, 2016**

(51) **LOC (11) Cl.** **08-01**

(52) **U.S. Cl.**
USPC **D8/11**

(58) **Field of Classification Search**
USPC D8/1, 11, 75-81, 107, 303
CPC A01B 1/20; A01B 1/227; A01G 23/099;
B25D 1/00; B25D 1/045; B25D 1/06;
B25G 1/10; B25G 1/01; B25G 1/08;
B25G 3/28; B25G 3/34; B26B 23/00;
B27L 7/06

See application file for complete search history.

(56) **References Cited**

U.S. PATENT DOCUMENTS

- D1,054 S * 10/1858 Bruff et al. D8/11
- D5,201 S * 8/1871 Fisher D8/11
- 159,332 A * 2/1875 Johnson A01B 1/20
172/375
- D43,153 S * 10/1912 Moore D8/11
- 1,280,465 A * 10/1918 Herron A01B 1/20
172/375
- D53,637 S * 7/1919 McGee D8/11
- 1,404,660 A * 1/1922 Shugart B26B 23/00
30/308.1

OTHER PUBLICATIONS

<http://soldiersystems.net/2017/01/31/orwm-barebones-living-pulaski-axe-and-folding-shovel/> Downloaded May 2, 2017.*

Primary Examiner — Philip S Hyder
(74) *Attorney, Agent, or Firm* — Morriss O'Bryant
Compagni Cannon, PLLC

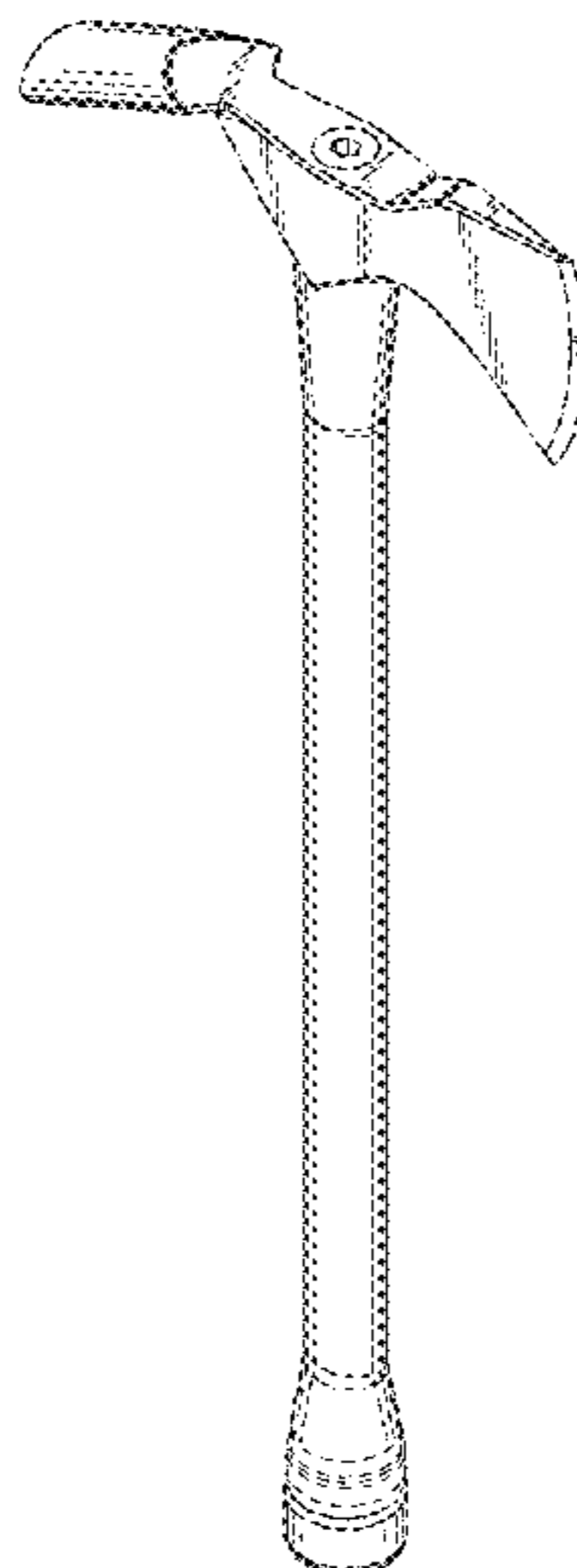
(57) **CLAIM**

The ornamental design for an axe with grubber, as shown and described.

DESCRIPTION

FIG. 1 is a perspective front side view of an axe with grubber of the present invention;
FIG. 2 is a right side view of the axe with grubber;
FIG. 3 is a left side view of the axe with grubber;
FIG. 4 is a front side view of the axe with grubber;
FIG. 5 is a back side view of the axe with grubber;
FIG. 6 is a top view of the axe with grubber; and,
FIG. 7 is a bottom view of the axe with grubber.
The broken lines depict portions of the axe with grubber in which the design is embodied that are not considered part of the claimed design.

1 Claim, 5 Drawing Sheets



(56)

References Cited

U.S. PATENT DOCUMENTS

D303,068	S *	8/1989	Zabarte	D8/10
D303,341	S *	9/1989	Zabarte	D8/11
D307,099	S *	4/1990	Zabarte	D8/11
D340,177	S *	10/1993	Key	D8/75
D380,654	S *	7/1997	Chen	D8/11
D429,126	S *	8/2000	Murdukhayev	D8/1
D440,834	S *	4/2001	Khachatoorian	D8/11
D440,835	S *	4/2001	Khachatoorian	D8/11
D441,262	S *	5/2001	Khachatoorian	D8/11
D446,096	S *	8/2001	Khachatoorian	D8/11
D457,792	S *	5/2002	Hung	D8/11
D476,201	S *	6/2003	Atnip	D8/11
D572,993	S *	7/2008	Baty	D8/11
D653,094	S *	1/2012	Onello	D8/77
D653,095	S *	1/2012	Onello	D8/77
D690,181	S *	9/2013	Sykes	D8/76
D723,348	S *	3/2015	Preston	D8/76
D744,801	S *	12/2015	Bruton	D8/76
2004/0244117	A1 *	12/2004	Huang	A01B 1/227 7/114
2005/0005457	A1 *	1/2005	Wensel	B26B 23/00 30/308.1

* cited by examiner

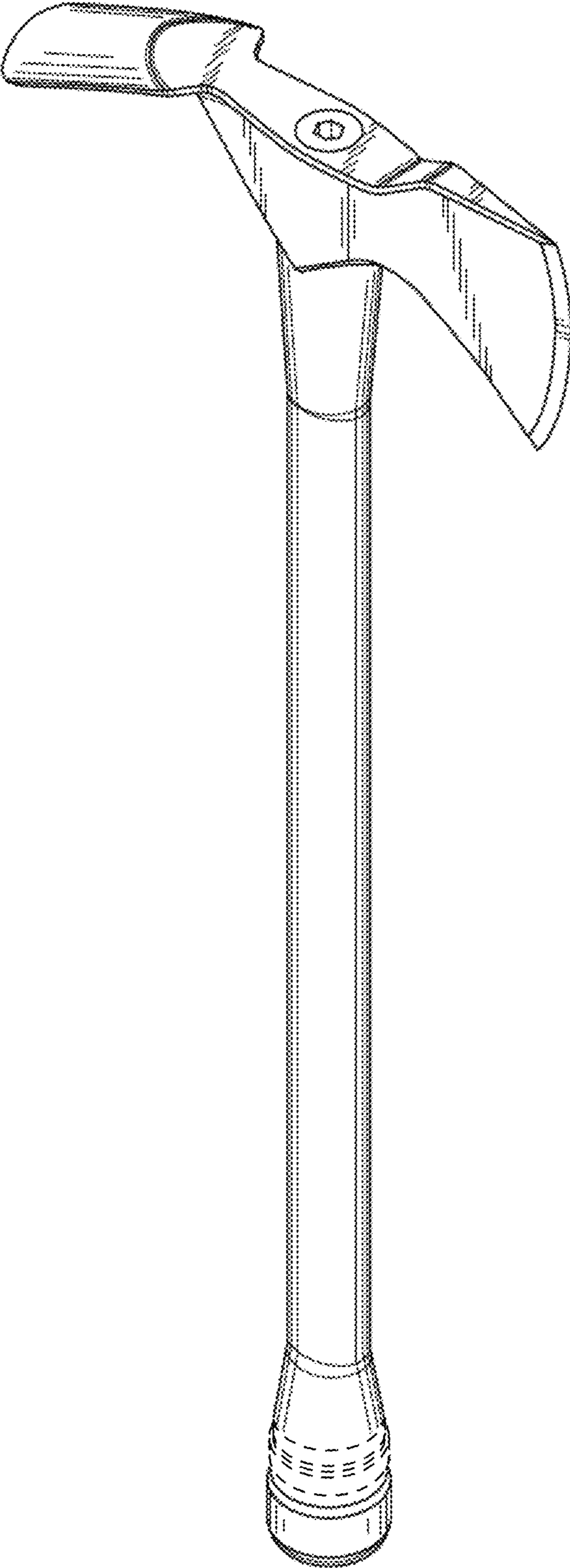


FIG. 1

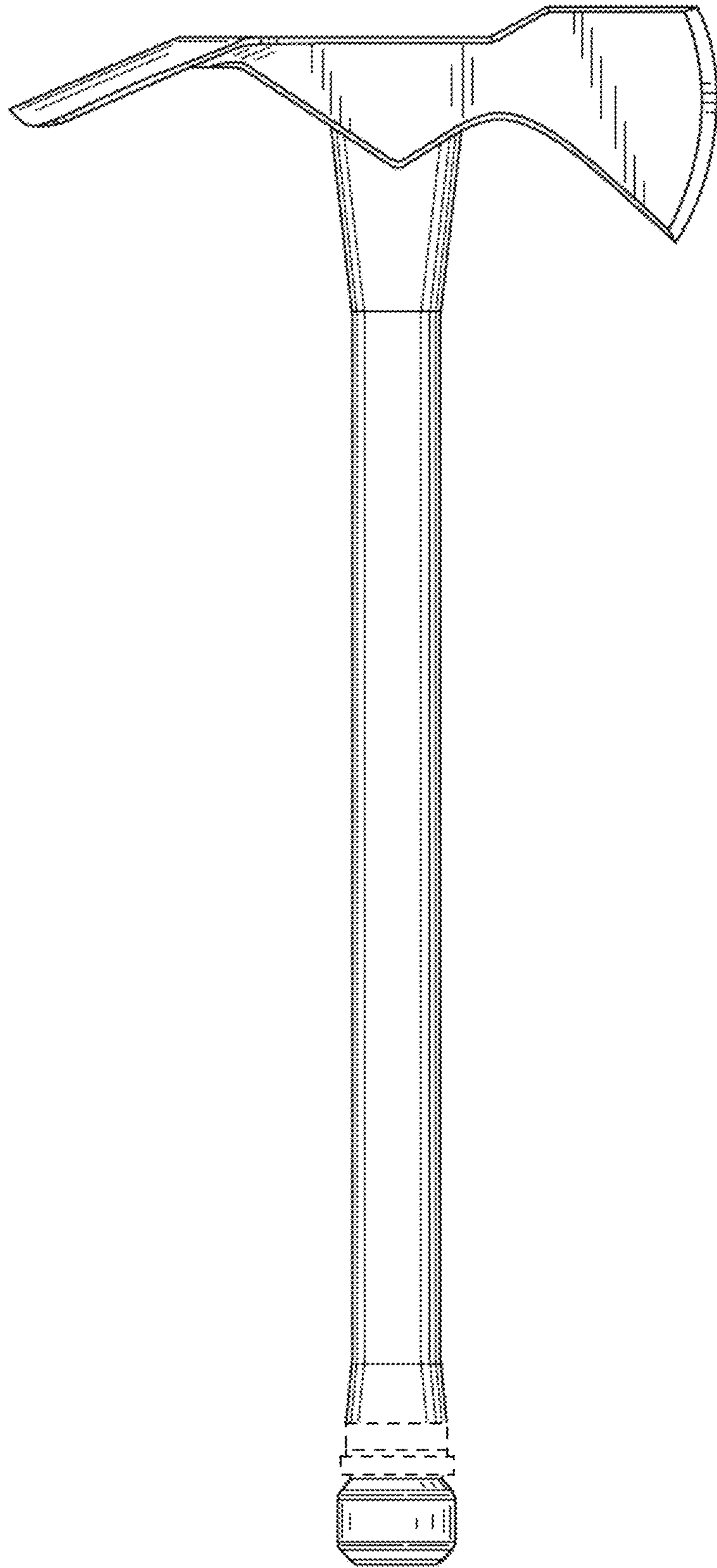


FIG. 2

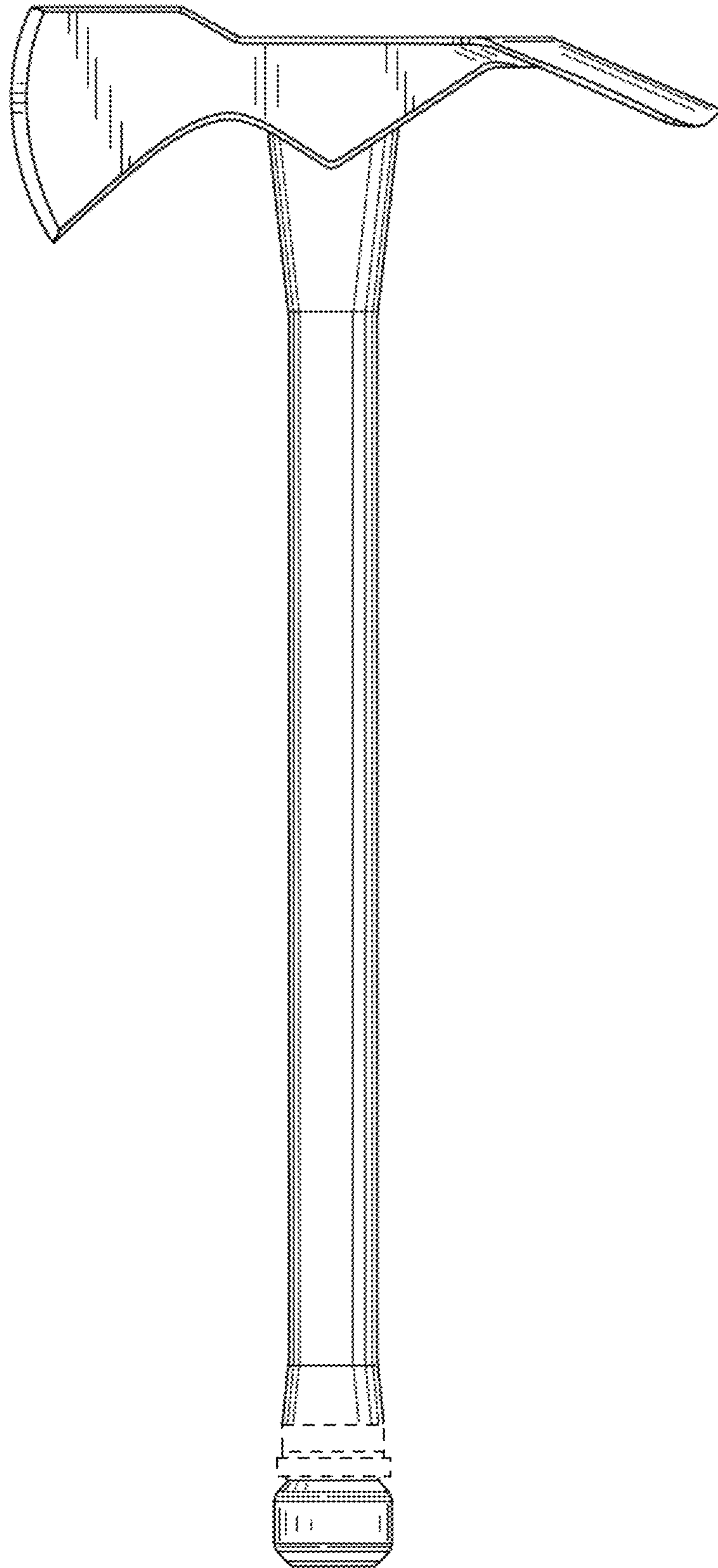


FIG. 3

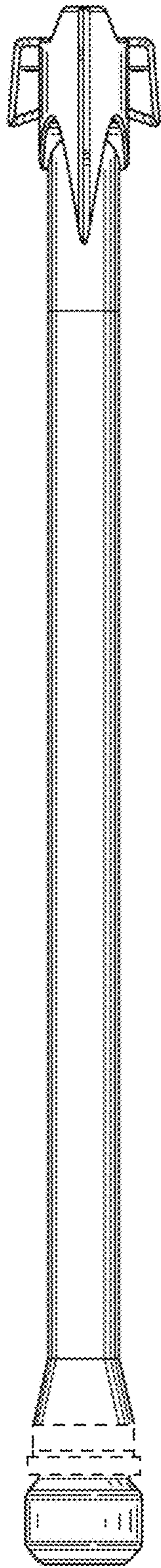


FIG. 4

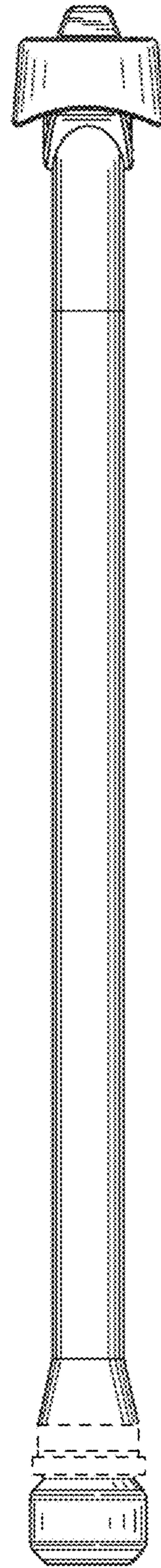


FIG. 5

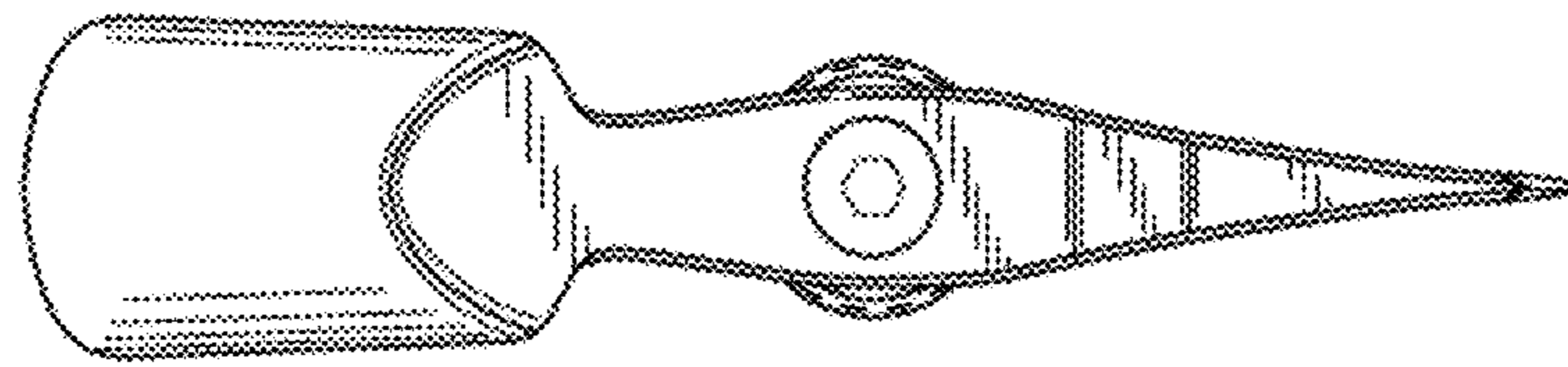


FIG. 6

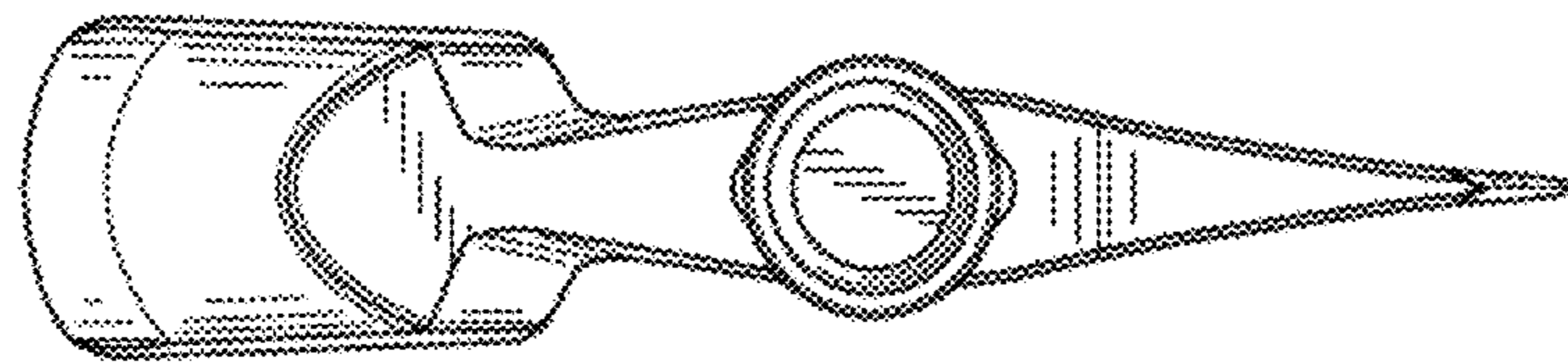


FIG. 7