



US00D828721S

(12) **United States Design Patent**
Xiao

(10) **Patent No.:** **US D828,721 S**

(45) **Date of Patent:** **** Sep. 18, 2018**

(54) **BLUETOOTH SPEAKER COMBINED WITH SPORTS BOTTLE**

(71) Applicant: **Huaju Xiao**, Guangdong (CN)

(72) Inventor: **Huaju Xiao**, Guangdong (CN)

(**) Term: **15 Years**

(21) Appl. No.: **29/597,296**

(22) Filed: **Mar. 16, 2017**

(51) **LOC (11) Cl.** **07-01**

(52) **U.S. Cl.**
USPC **D7/507**; D7/531; D7/532; D7/536;
D14/216

(58) **Field of Classification Search**

USPC D7/505, 507, 509, 510, 511, 512, 523,
D7/532, 533, 536, 396.6, 387, 320, 321,
D7/300.2, 213, 608, 393, 624.1; D3/202;
D24/197; D9/695, 698, 522, 454, 439,
D9/435, 434, 436, 531, 517, 707, 708,
D9/709, 528, 549; D23/266; 220/495.03,
220/705; 215/397, 396; D14/214, 216,
D14/212

CPC B65D 47/066; B65D 1/0223; B65D 33/00;
B65D 33/16; A47G 19/2272; A47G
19/2205; A47G 19/2266; A47J 41/02;
B29C 49/04

See application file for complete search history.

(56) **References Cited**

U.S. PATENT DOCUMENTS

D521,803 S * 5/2006 Bieger D7/396.2
D539,092 S * 3/2007 Norris D7/523
D596,459 S * 7/2009 Ghiassi D7/510

D625,563 S * 10/2010 He D7/608
D659,473 S * 5/2012 Ghiassi D7/510
D660,082 S * 5/2012 Wahl D7/510
D663,209 S * 7/2012 Maas D7/510
D676,279 S * 2/2013 Wong D7/510
D723,333 S * 3/2015 Lin D7/511
D730,119 S * 5/2015 He D7/507
D730,120 S * 5/2015 He D7/507
D736,744 S * 8/2015 Liu D14/216
D742,358 S * 11/2015 Alves D14/216
D748,074 S * 1/2016 Schmiedbauer D14/210
D780,153 S * 2/2017 Lukic D14/204
D787,267 S * 5/2017 Maas D7/510
D795,009 S * 8/2017 Alprin D7/392.1
D800,699 S * 10/2017 Fischer D14/216
D803,064 S * 11/2017 Marina D9/537
D803,813 S * 11/2017 Rouffiat D14/216
D806,568 S * 1/2018 Chen D9/719

* cited by examiner

Primary Examiner — Marianne Pandozzi

Assistant Examiner — Jae Liang

(57) **CLAIM**

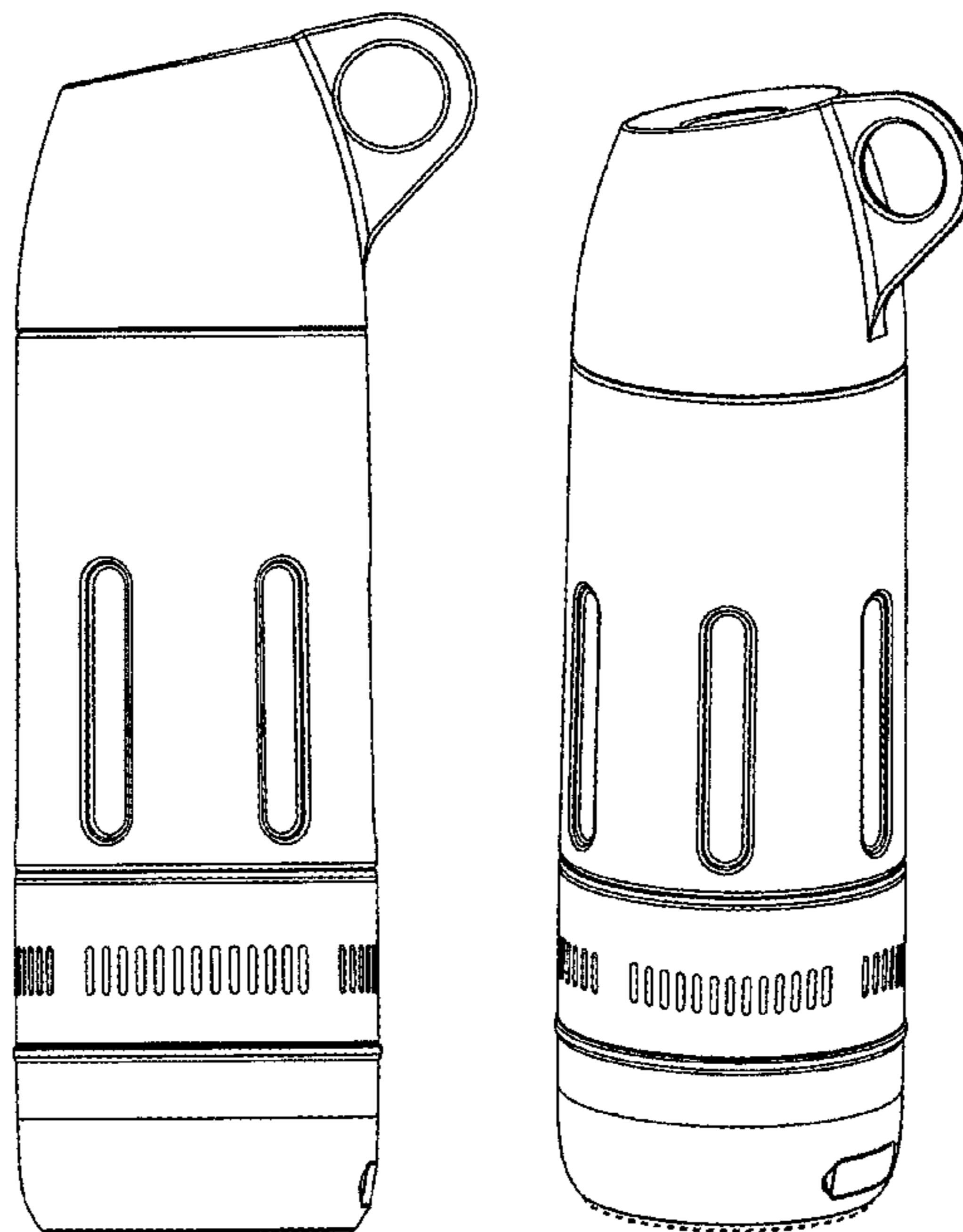
The ornamental design for a bluetooth speaker combined with sports bottle, as shown and described.

DESCRIPTION

FIG. 1 is a front plan view thereof;
FIG. 2 is a back plan view thereof;
FIG. 3 is a left plan view thereof;
FIG. 4 is a right plan view thereof;
FIG. 5 is a top plan view thereof;
FIG. 6 is a bottom plan view thereof; and,
FIG. 7 is a perspective view thereof.

The broken lines depict environment that forms no part of the claimed design.

1 Claim, 7 Drawing Sheets



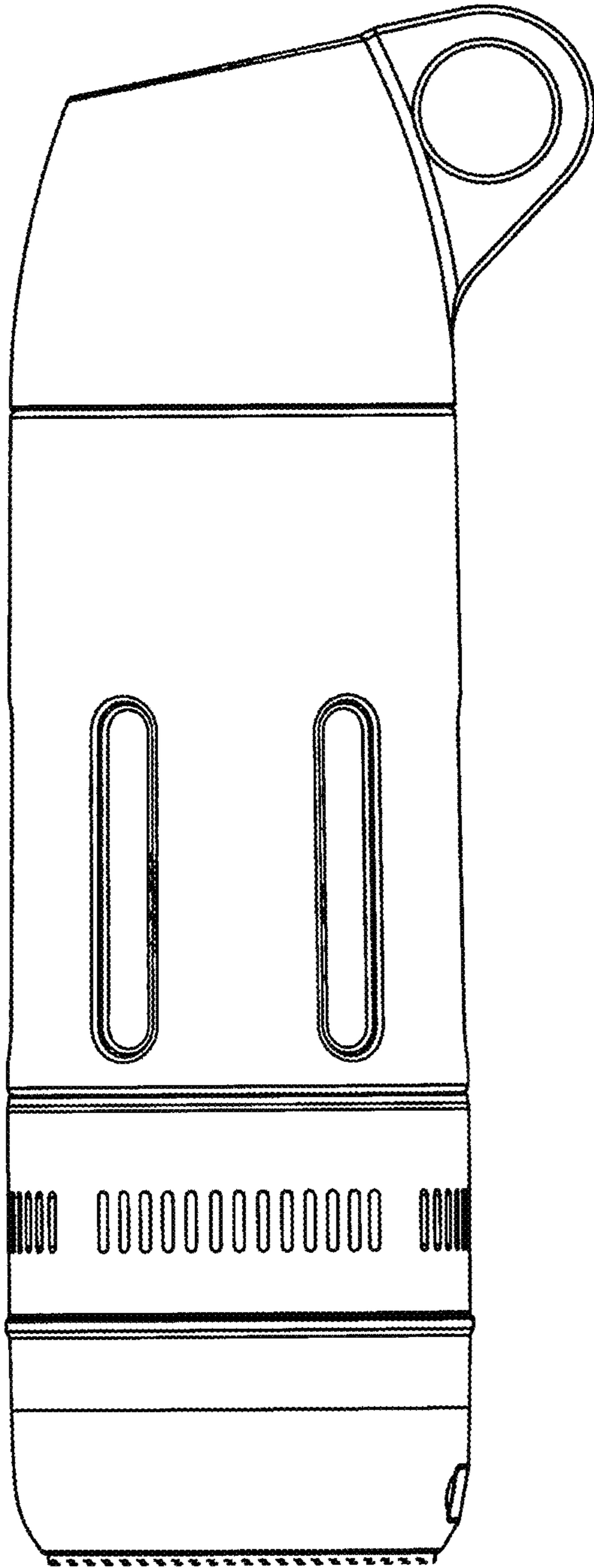


FIG. 1

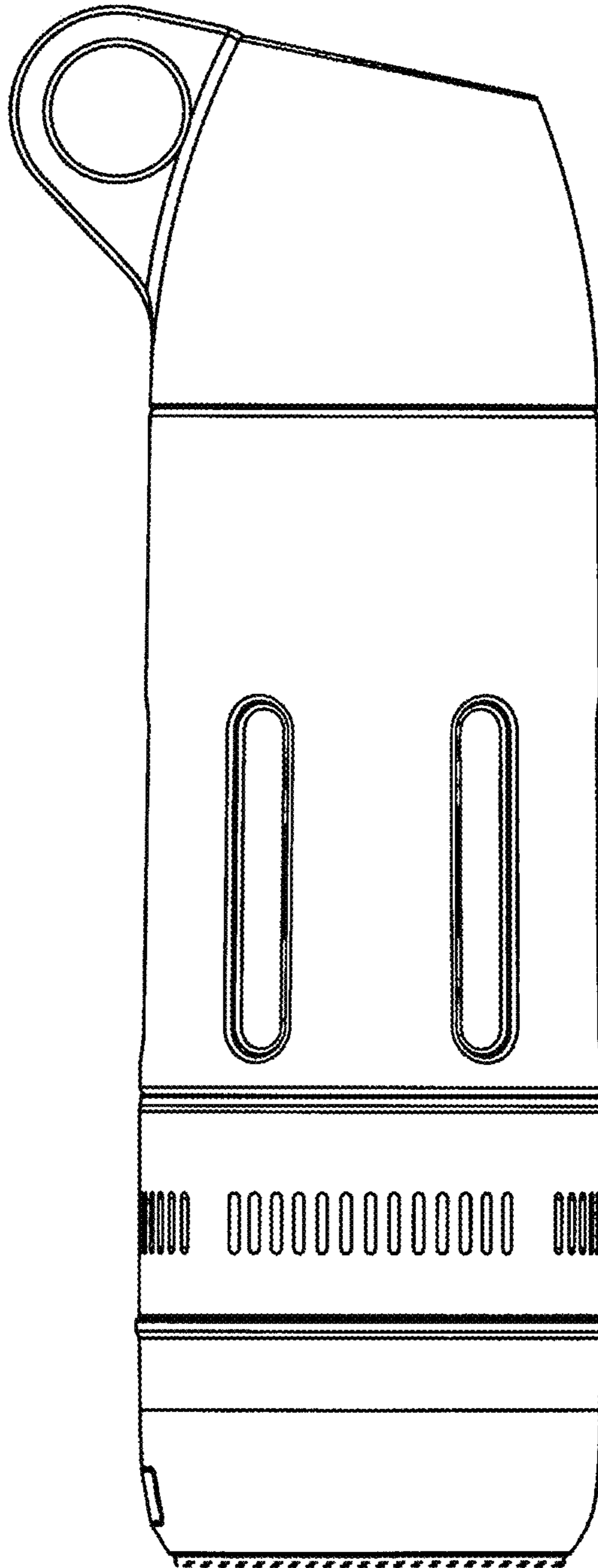


FIG.2

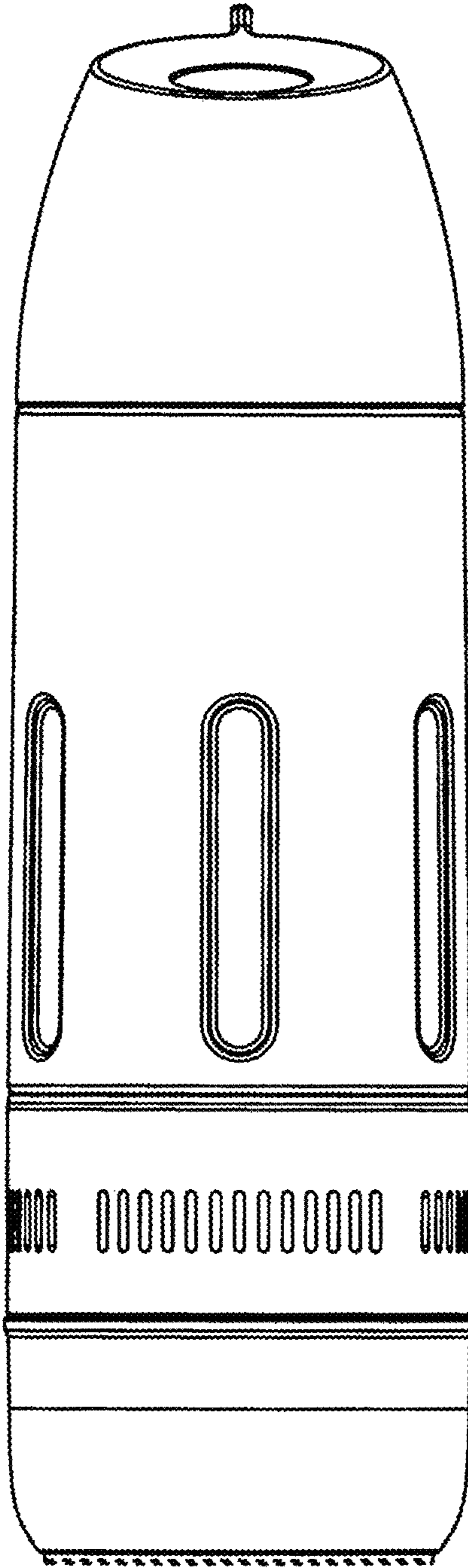


FIG.3

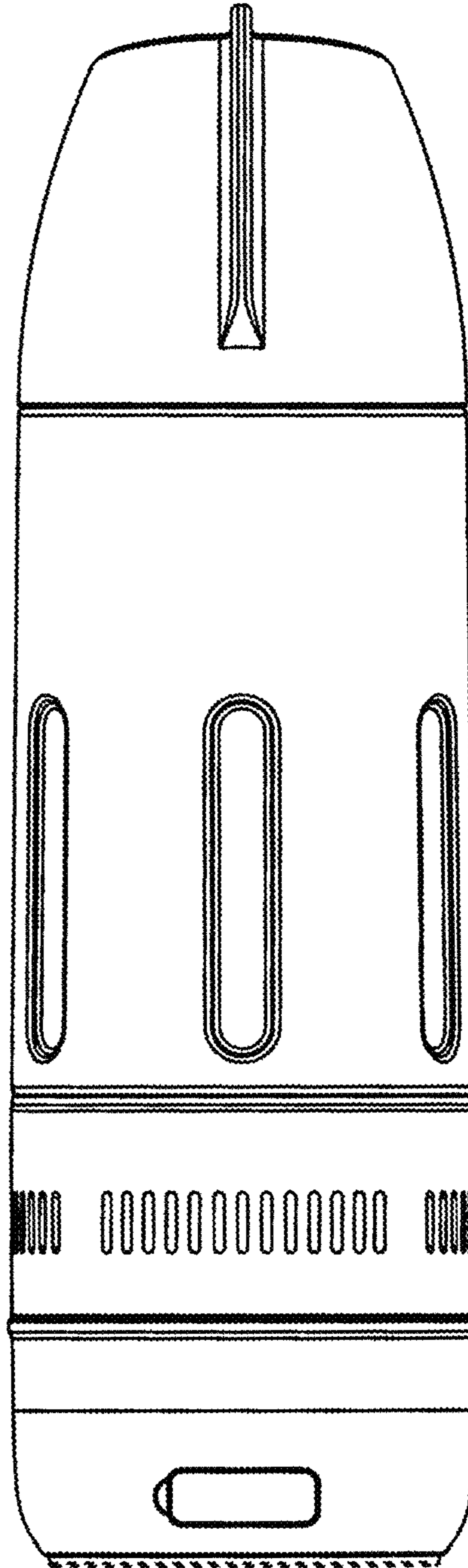


FIG.4

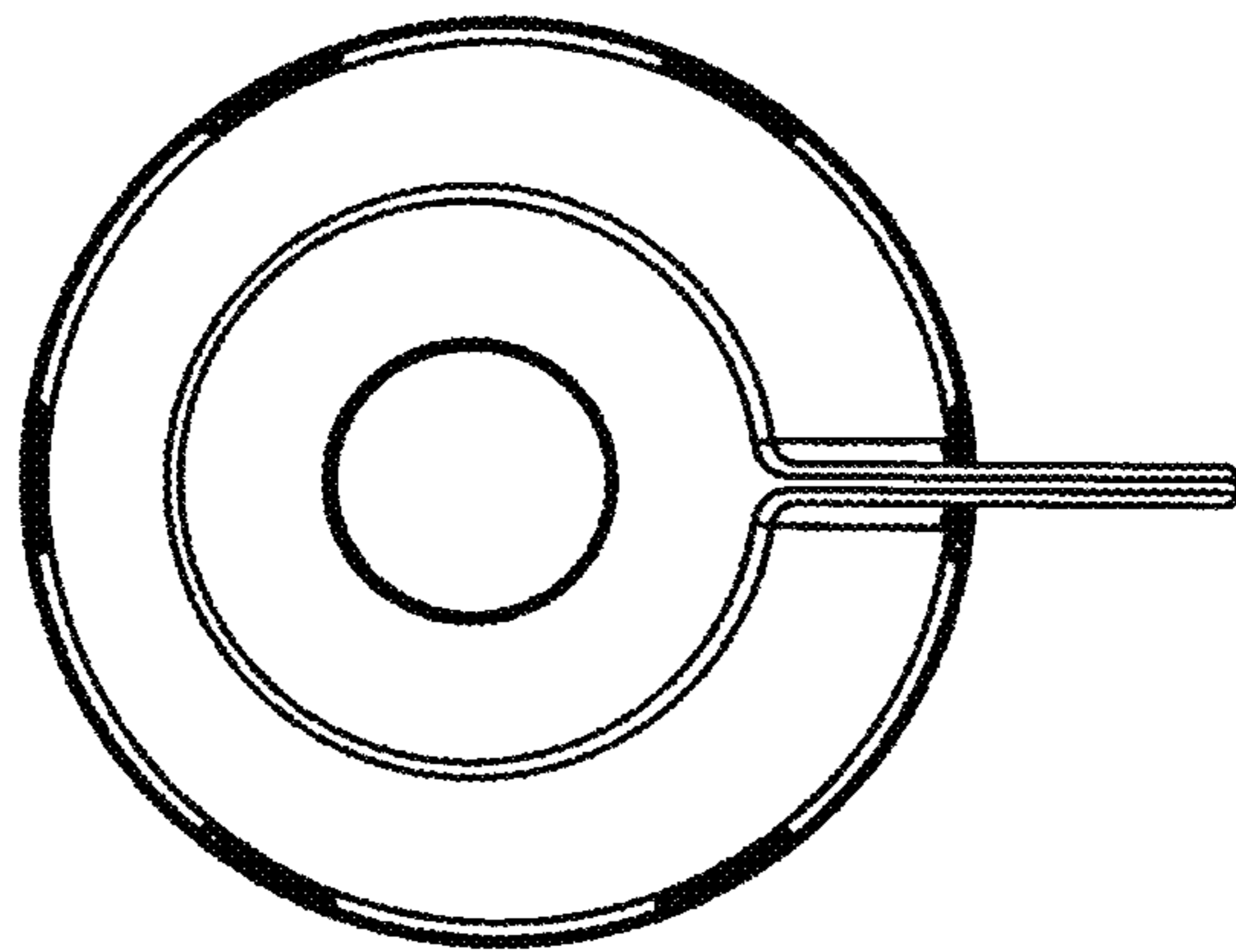


FIG. 5

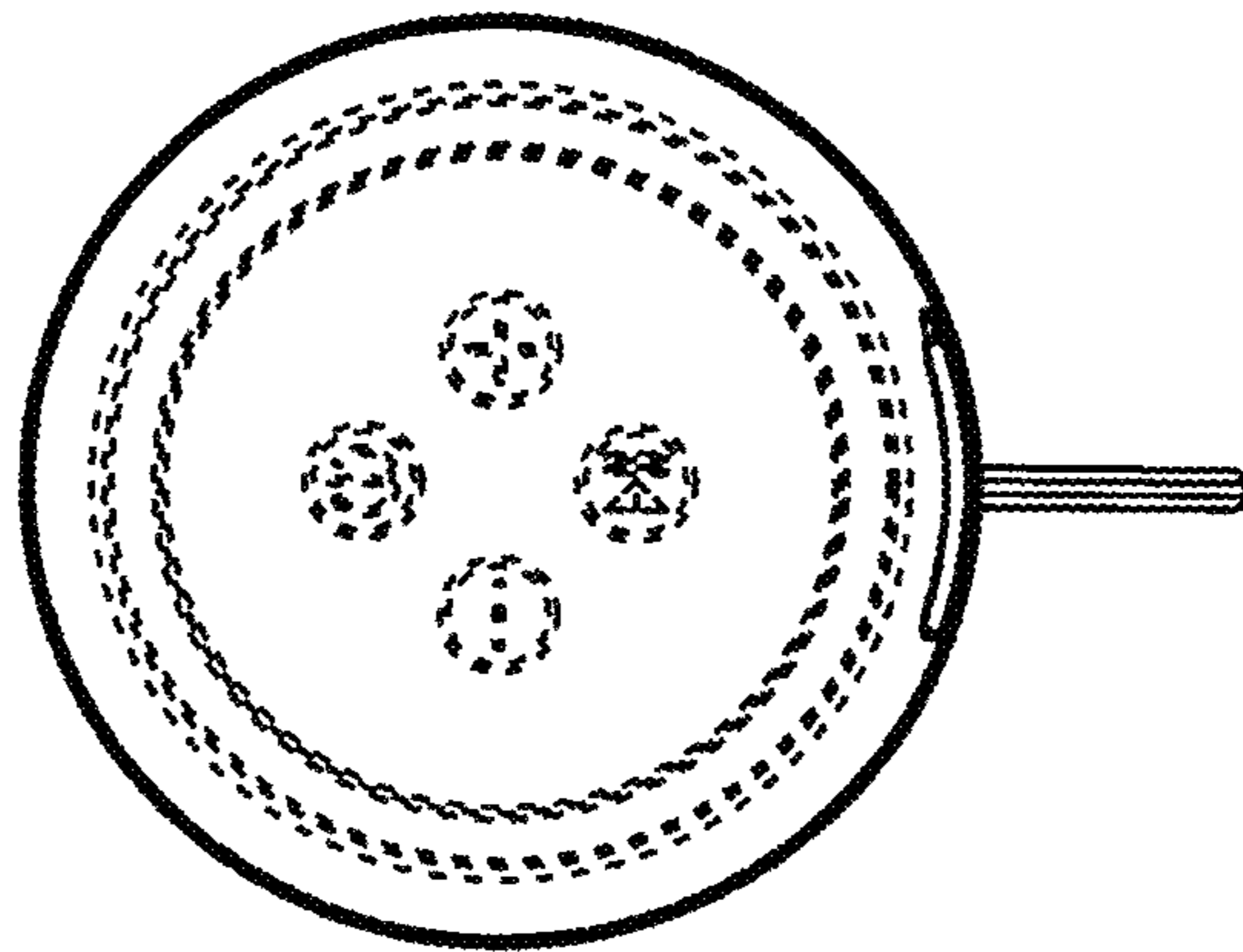


FIG. 6

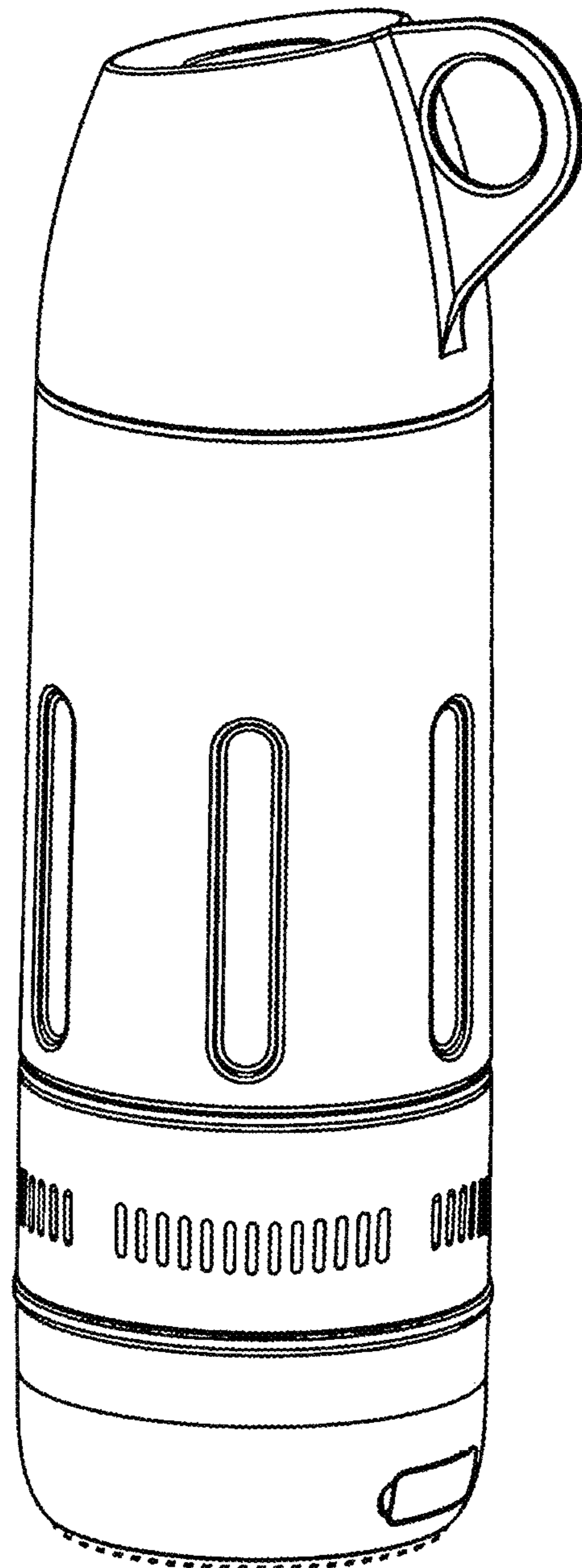


FIG. 7