



US00D828684S

(12) **United States Design Patent** (10) **Patent No.:** **US D828,684 S**
Varesco et al. (45) **Date of Patent:** **** Sep. 18, 2018**

(54) **SOLE FOR FOOTWEAR**

(56) **References Cited**

(71) Applicant: **GEOX S.P.A**, Biadene (IT)

U.S. PATENT DOCUMENTS

(72) Inventors: **Mario Varesco**, Biadene (IT); **Guilio Sbarigia**, Biadene (IT); **Livio Poloni**, Biadene (IT)

D570,581 S *	6/2008	Polegato Moretti	D2/907
D572,440 S *	7/2008	Polegato Moretti	D2/907
D572,441 S *	7/2008	Moretti	D2/907
D572,442 S *	7/2008	Polegato Moretti	D2/907
D578,283 S *	10/2008	Duffy	D2/951
D583,132 S *	12/2008	Polegato Moretti	D2/907
D657,119 S *	4/2012	Polegato Moretti	D2/954
D702,428 S *	4/2014	Hlavacs	D2/951

(73) Assignee: **GEOX S.P.A**, Biadene (IT)

(**) Term: **15 Years**

FOREIGN PATENT DOCUMENTS

(21) Appl. No.: **29/590,547**

CN	303292680	7/2015
EM	002269092-0001	7/2013
EM	002269092-0002	7/2013
EM	002269092-0003	7/2013
EM	002643056-001	10/2015

(22) Filed: **Jan. 11, 2017**

Related U.S. Application Data

(62) Division of application No. 35/500,157, filed on Jun. 30, 2015 (U.S. filing date under 35 U.S.C. 384), and having an international filing date of Jun. 30, 2015.

OTHER PUBLICATIONS

Notification of Refusal, JP 2015-500286, dated Jun. 10, 2016.

(30) **Foreign Application Priority Data**

Feb. 27, 2015 (EM) 002643056

* cited by examiner

(51) **LOC (11) Cl.** **02-04**

Primary Examiner — Richard E Chilcot

(52) **U.S. Cl.**

(74) *Attorney, Agent, or Firm* — Westerman, Hattori, Daniels & Adrian, LLP

USPC **D2/947**

CPC **A43B 7/087** (2013.01)

(57) **CLAIM**

The sole for footwear, as shown.

(58) **Field of Classification Search**

USPC D2/902, 906, 908, 916, 918, 925, D2/946-962, 977

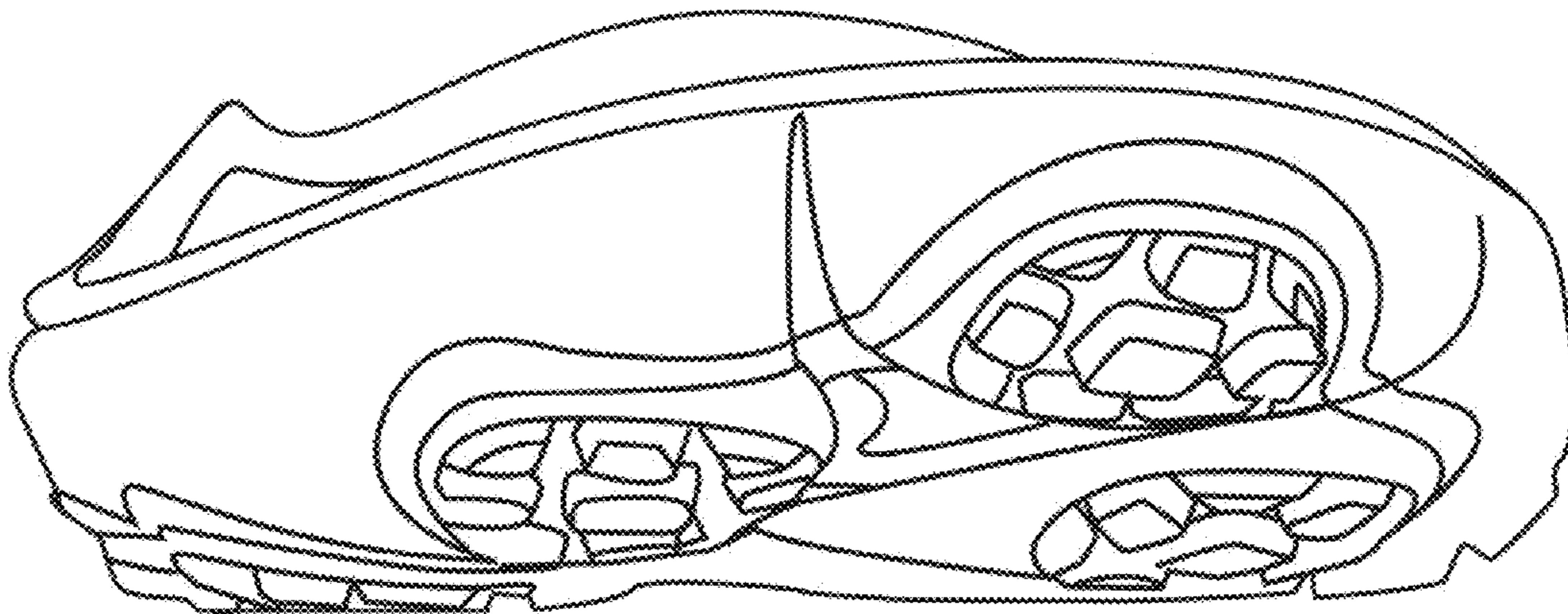
DESCRIPTION

CPC A43B 13/00; A43B 13/02; A43B 13/023; A43B 13/026; A43B 13/04; A43B 13/08; A43B 13/10; A43B 13/12; A43B 13/14; A43B 13/141; A43B 13/143; A43B 13/16; A43B 13/18; A43B 13/181; A43B 13/187

FIG. 1 is a perspective front view of a sole for footwear in accordance with our design;
FIG. 2 is a top plan view thereof;
FIG. 3 is a left side elevational view thereof;
FIG. 4 is a bottom plan view thereof;
FIG. 5 is a right side elevational view thereof;
FIG. 6 is a perspective bottom view thereof; and,
FIG. 7 is a perspective rear view thereof.

See application file for complete search history.

1 Claim, 3 Drawing Sheets



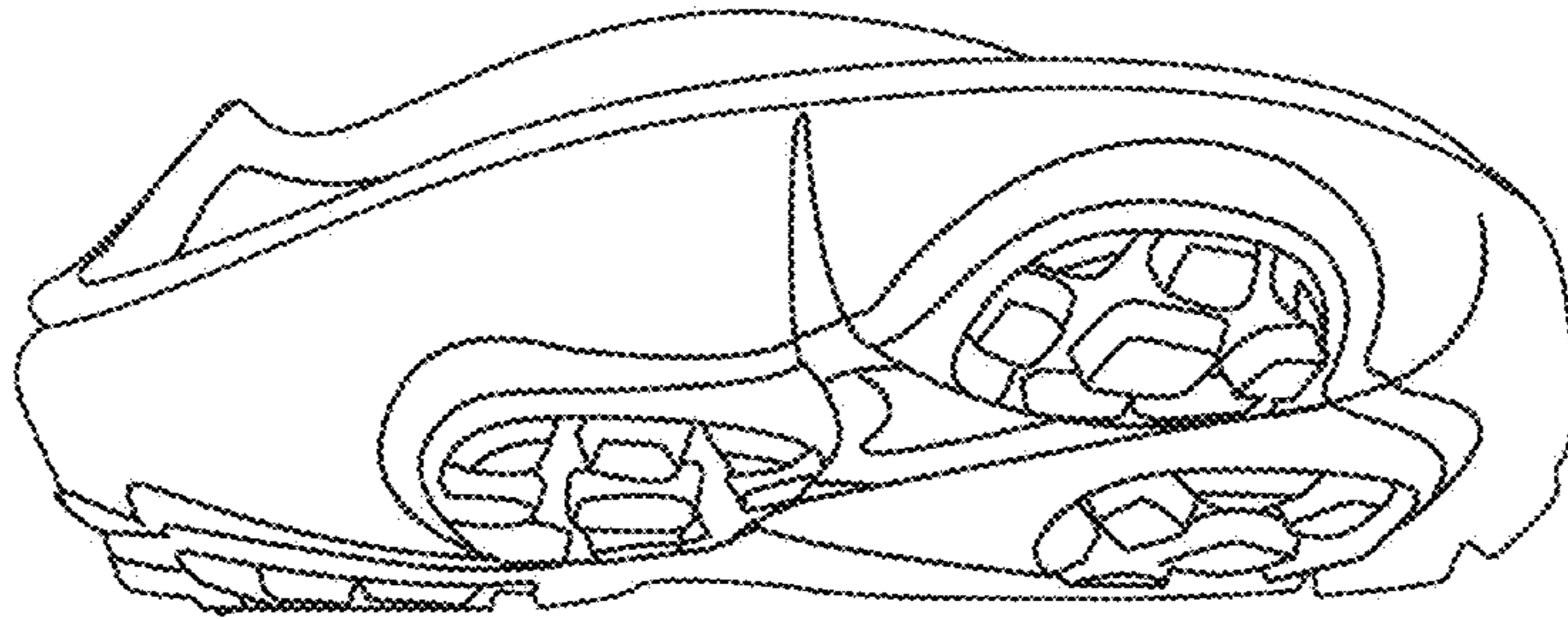


Fig. 1




Fig. 2



Fig. 3

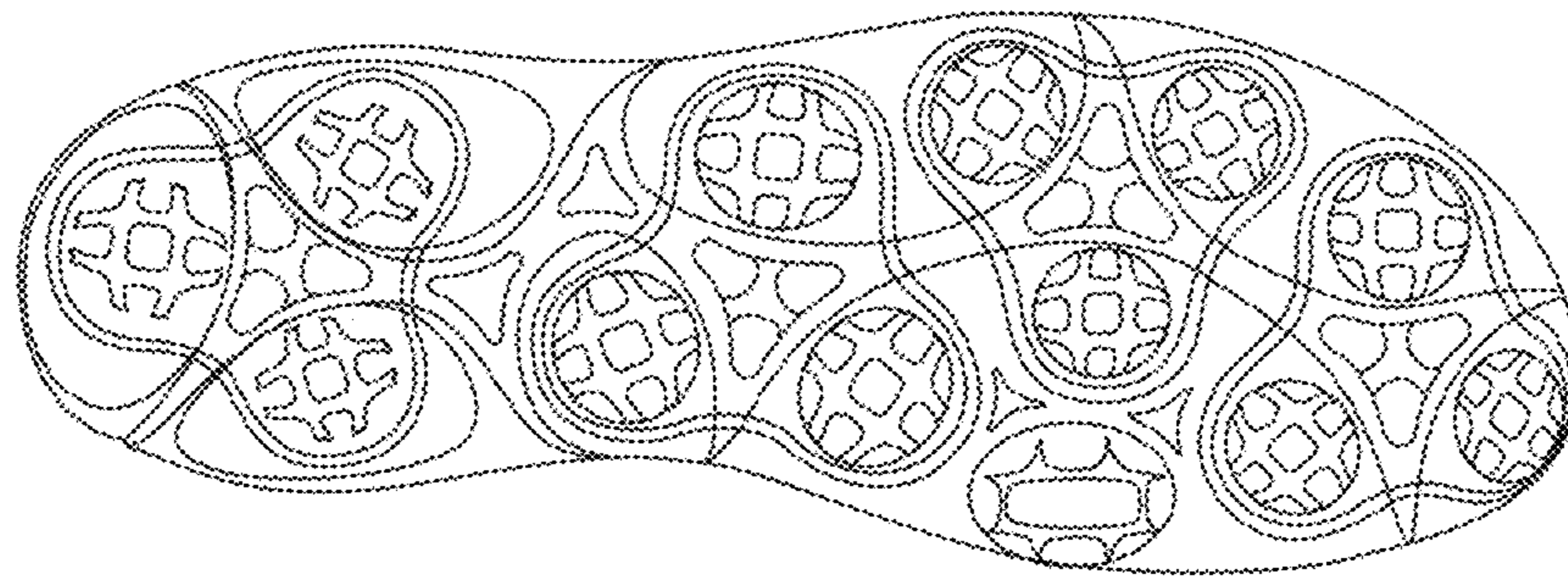


Fig. 4



Fig. 5




FIG. 6




Fig. 7