



US00D828676S

(12) **United States Design Patent**  
**Neal**

(10) **Patent No.:** **US D828,676 S**

(45) **Date of Patent:** **\*\* Sep. 18, 2018**

- (54) **FEATHERED POCKET SQUARE**
- (71) Applicant: **Fisher Neal**, Jersey City, NJ (US)
- (72) Inventor: **Fisher Neal**, Jersey City, NJ (US)
- (\*\*) Term: **14 Years**
- (21) Appl. No.: **29/501,531**
- (22) Filed: **Sep. 4, 2014**

- 3,512,182 A \* 5/1970 Bezanilla ..... A41B 15/02  
2/249
- D220,306 S 3/1971 Pachelli
- 3,618,142 A \* 11/1971 Bruni et al. .... A41B 15/02  
2/239
- D297,482 S \* 9/1988 Nagy ..... D2/508
- D308,764 S \* 6/1990 Lesch ..... D2/500

(Continued)

*Primary Examiner* — Karen E Eldridge Powers  
*Assistant Examiner* — Jasmine Mlinarcik  
 (74) *Attorney, Agent, or Firm* — Frederick J Hamble

**Related U.S. Application Data**

- (62) Division of application No. 29/442,504, filed on Mar. 15, 2013, now abandoned.
- (51) **LOC (11) Cl.** ..... **02-05**
- (52) **U.S. Cl.**  
USPC ..... **D2/508**
- (58) **Field of Classification Search**  
USPC ..... D2/500, 501, 502, 503, 505, 508  
CPC ..... A41B 15/00; A41B 15/02  
See application file for complete search history.

(57) **CLAIM**

The ornamental design for a feathered pocket square, as shown and described.

**DESCRIPTION**

FIG. 1 is a perspective view of a feathered pocket square of the present invention, shown disposed within a rectangular holder;  
 FIG. 2 is a front elevation view thereof;  
 FIG. 3 is a rear elevation view thereof;  
 FIG. 4 is a left side elevation view thereof, the opposite side being a mirror image thereof;  
 FIG. 5 is a top plan view thereof; and,  
 FIG. 6 is a bottom plan view thereof.

All FIGS. 1-6, respectively, above illustrate a right-oriented feathered pocket square design of the present invention, but it is to be understood that the invention of this application includes a left-oriented feathered pocket square design, which would be illustrated as a mirror image of the design shown in FIGS. 1-6.

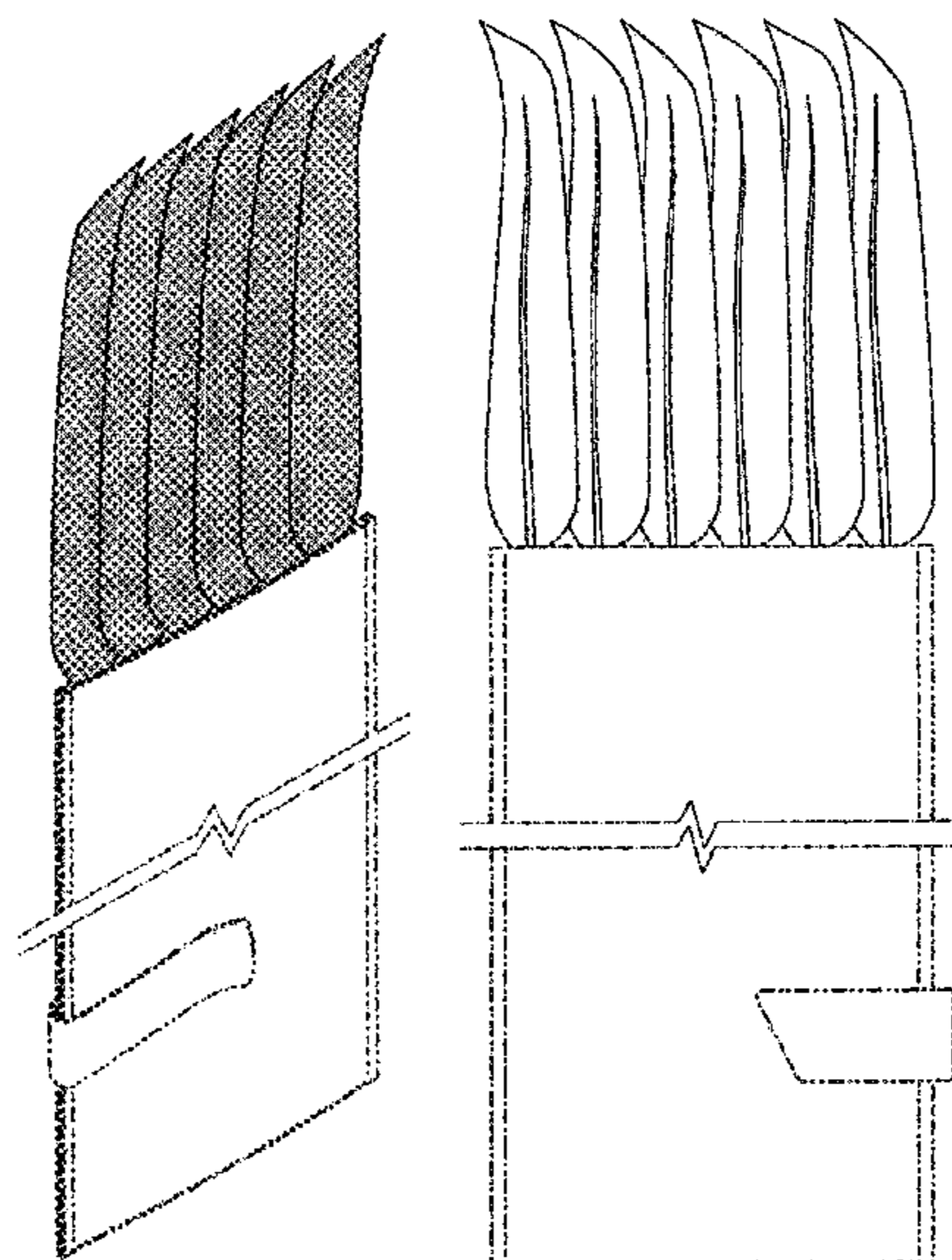
The holder shown in dot-dot-dashed lines represents environmental subject matter that forms no part of the claimed design. Further, the cut-away lines shown bisecting the holder in the drawings indicate that any portion of the article beyond what is shown forms no part of the claimed design.

(56) **References Cited**

**U.S. PATENT DOCUMENTS**

- D101,331 S \* 9/1936 Emmey ..... D2/500
- 2,079,139 A \* 5/1937 Woof ..... A45F 5/022  
2/279
- 2,168,787 A \* 8/1939 Beardsley ..... A41B 15/02  
2/279
- 2,513,884 A 7/1950 Maurer
- 2,539,182 A \* 1/1951 Brown ..... A41B 15/02  
2/279
- 2,551,184 A 5/1951 Valent
- 2,597,146 A \* 5/1952 Ginal, Jr. .... A41B 15/02  
2/279
- 2,697,838 A 12/1954 Rosario Bove et al.
- 2,722,013 A \* 11/1955 Fisher ..... A41B 15/02  
2/279
- 3,135,030 A \* 6/1964 Weber ..... A41B 15/02  
2/279

**1 Claim, 4 Drawing Sheets**



(56)

**References Cited**

U.S. PATENT DOCUMENTS

D350,636 S \* 9/1994 Spratley ..... D2/500  
D459,054 S 6/2002 Kwak  
6,412,118 B1 \* 7/2002 Shanklin ..... A41B 15/02  
2/279  
D600,427 S \* 9/2009 Hernandez ..... D2/501  
D669,657 S 10/2012 Lee  
D693,088 S \* 11/2013 Lee ..... D2/500  
9,089,170 B2 \* 7/2015 Muratore, II ..... A41B 15/02

\* cited by examiner

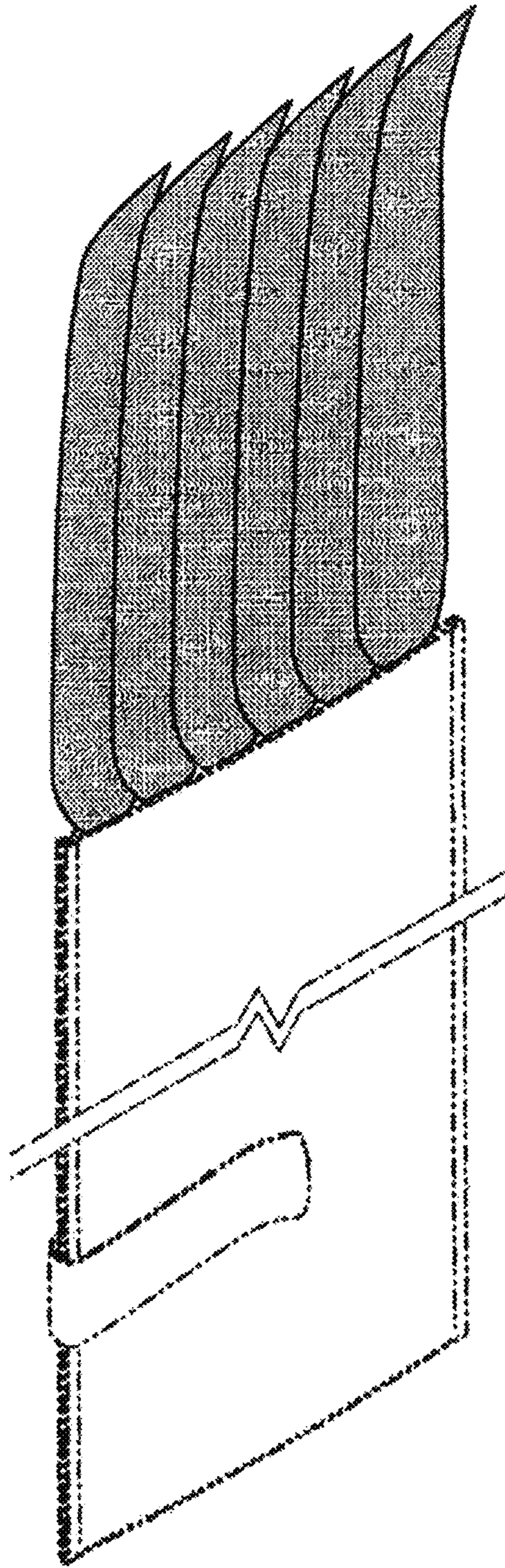


FIG. 1

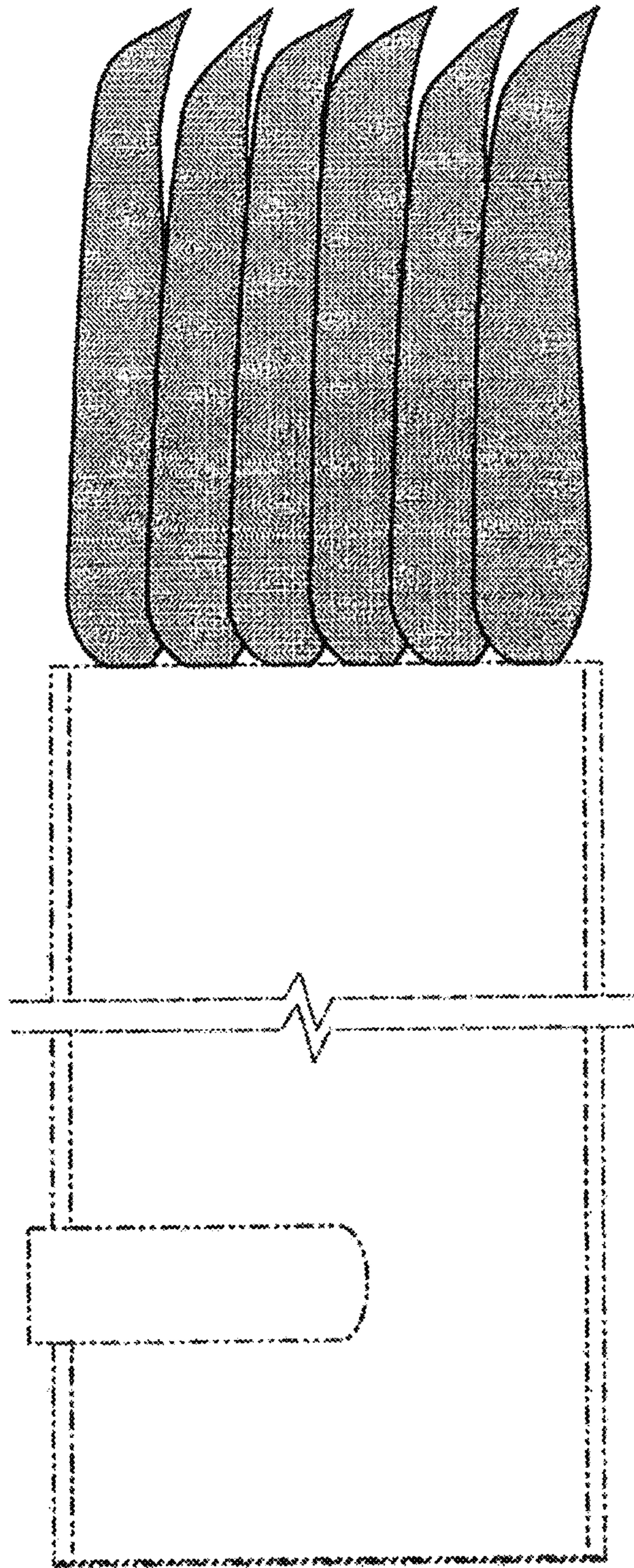


FIG. 2

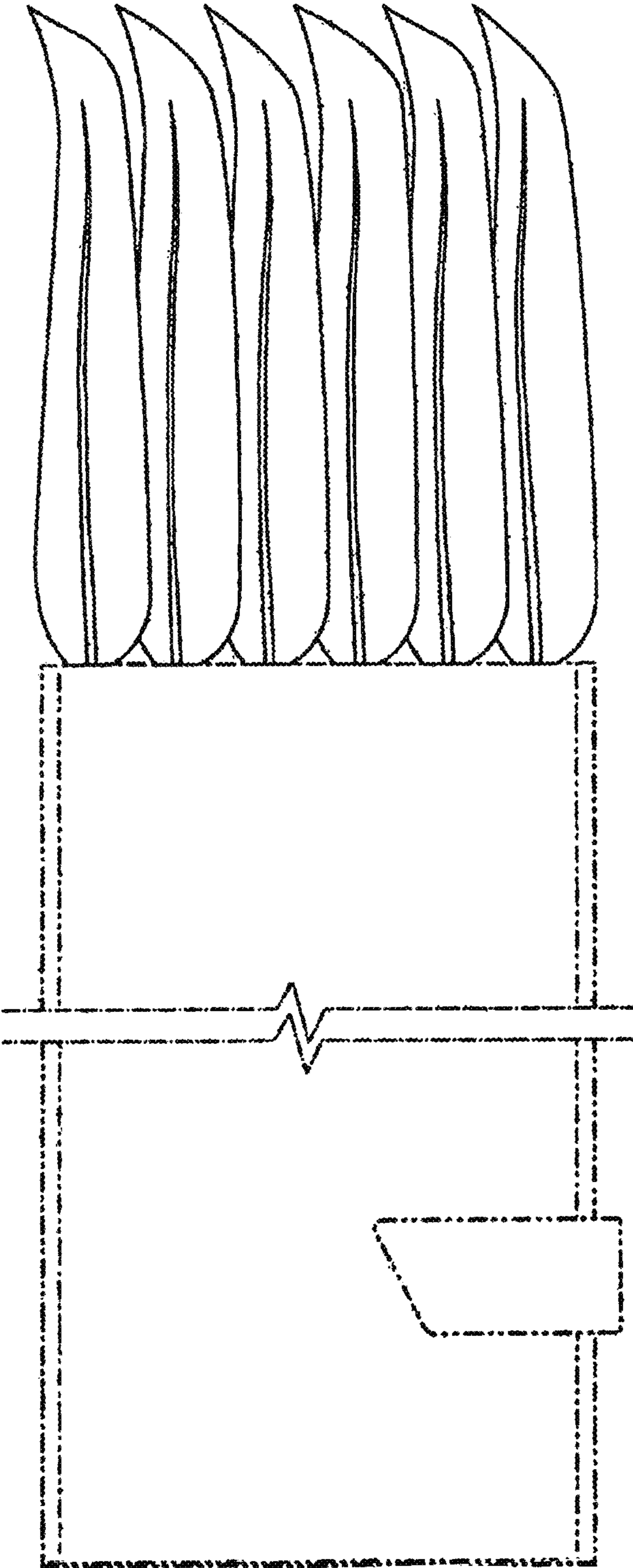


FIG. 3




FIG. 4



FIG. 5

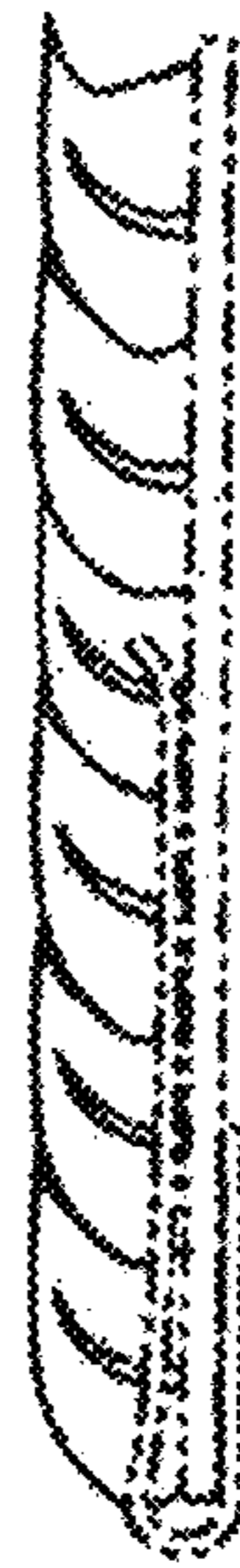


FIG. 6