



US00D828671S

(12) **United States Design Patent** (10) **Patent No.:** **US D828,671 S**
Cope et al. (45) **Date of Patent:** **** Sep. 11, 2018**

- (54) **WHEELED QUARTER DOLLY** 2002/0153682 A1* 10/2002 Gruber B62B 3/006
 280/79.11
 (71) Applicant: **CHEP Technology Pty Limited,** 2012/0018966 A1* 1/2012 Moore B62B 3/002
 Sydney, New South Wales (AU) 280/79.11
 (72) Inventors: **Andy Cope,** Leopoldsburg (BE); **Sanjiv** 2013/0154218 A1* 6/2013 Tiilikainen B62B 3/16
Takyar, Weybridge (GB); **Karl** 280/79.11
Michael Wesson, Weybridge (GB) 2015/0135999 A1* 5/2015 Takyar B65D 19/0018
 108/53.3

- (73) Assignee: **CHEP Technology Pty Limited,**
 Sydney (AU)
 (**) Term: **15 Years**

- (21) Appl. No.: **29/572,346**
 (22) Filed: **Jul. 27, 2016**

(30) **Foreign Application Priority Data**

- Jan. 28, 2016 (EM) 002962951
 (51) **LOC (11) Cl.** **12-02**
 (52) **U.S. Cl.**
 USPC **D34/23**
 (58) **Field of Classification Search**
 USPC D34/12, 13, 14, 15, 16, 17, 18, 19, 20,
 D34/21, 22, 23, 24, 25, 26, 27;
 280/47.34, 47.35, 79.11, 79.5, 79.3, 79.6,
 280/651, 79.2, 79.4; 29/426.2, 428;
 248/129, 346.01; 108/53.3
 CPC B62B 2202/90; B62B 3/1476; B62B 3/16
 See application file for complete search history.

(56) **References Cited**

U.S. PATENT DOCUMENTS

- D390,314 S * 2/1998 Chen D34/23
 D420,188 S * 2/2000 Betcher D34/23
 D437,669 S * 2/2001 Blason D34/23
 D456,972 S * 5/2002 Blason D34/23
 7,036,833 B1 * 5/2006 Berna B62B 3/04
 280/79.11
 D711,614 S * 8/2014 Shitrit D34/23

OTHER PUBLICATIONS

CHEP. "Plastic Dolly", <http://www.chep.com/Pallets/Plastic-Dolly-600-x-400-mm-06040/de-AT/#>. Apr. 11, 2017. shown in p. 1, (Year: 2017).*
 Amazon "DeVault Enterprises." Apr. 16, 2017. <https://www.amazon.com/DeVault-Enterprises-DEV4000-04GB-Multi-Purpose> (Year: 2017).*

* cited by examiner

Primary Examiner — Cynthia Ramirez

Assistant Examiner — Michael A Maharajh

(74) *Attorney, Agent, or Firm* — Allen, Dyer, Doppelt + Gilchrist, PA

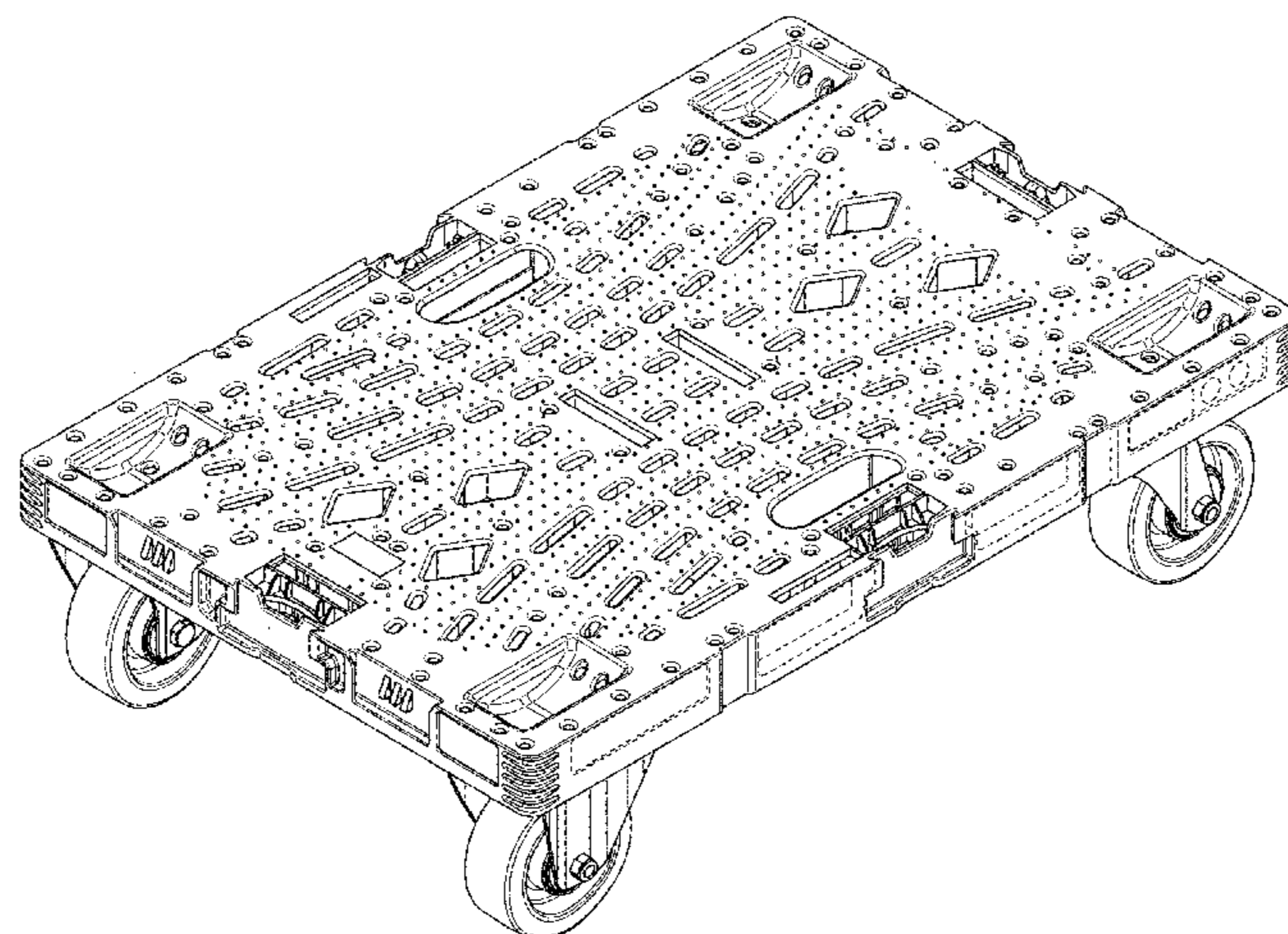
(57) **CLAIM**

The ornamental design for a wheeled quarter dolly, as shown and described.

DESCRIPTION

FIG. 1 is a top perspective view of a wheeled quarter dolly showing our new design;
 FIG. 2 is a left-side view thereof;
 FIG. 3 is a right-side view thereof;
 FIG. 4 is a front view thereof;
 FIG. 5 is a back view thereof;
 FIG. 6 is a top view thereof; and,
 FIG. 7 is a bottom view thereof.
 The broken lines shown in the figures are for the purpose of illustrating portions of the wheeled quarter dolly which form no part of the claimed design.

1 Claim, 7 Drawing Sheets



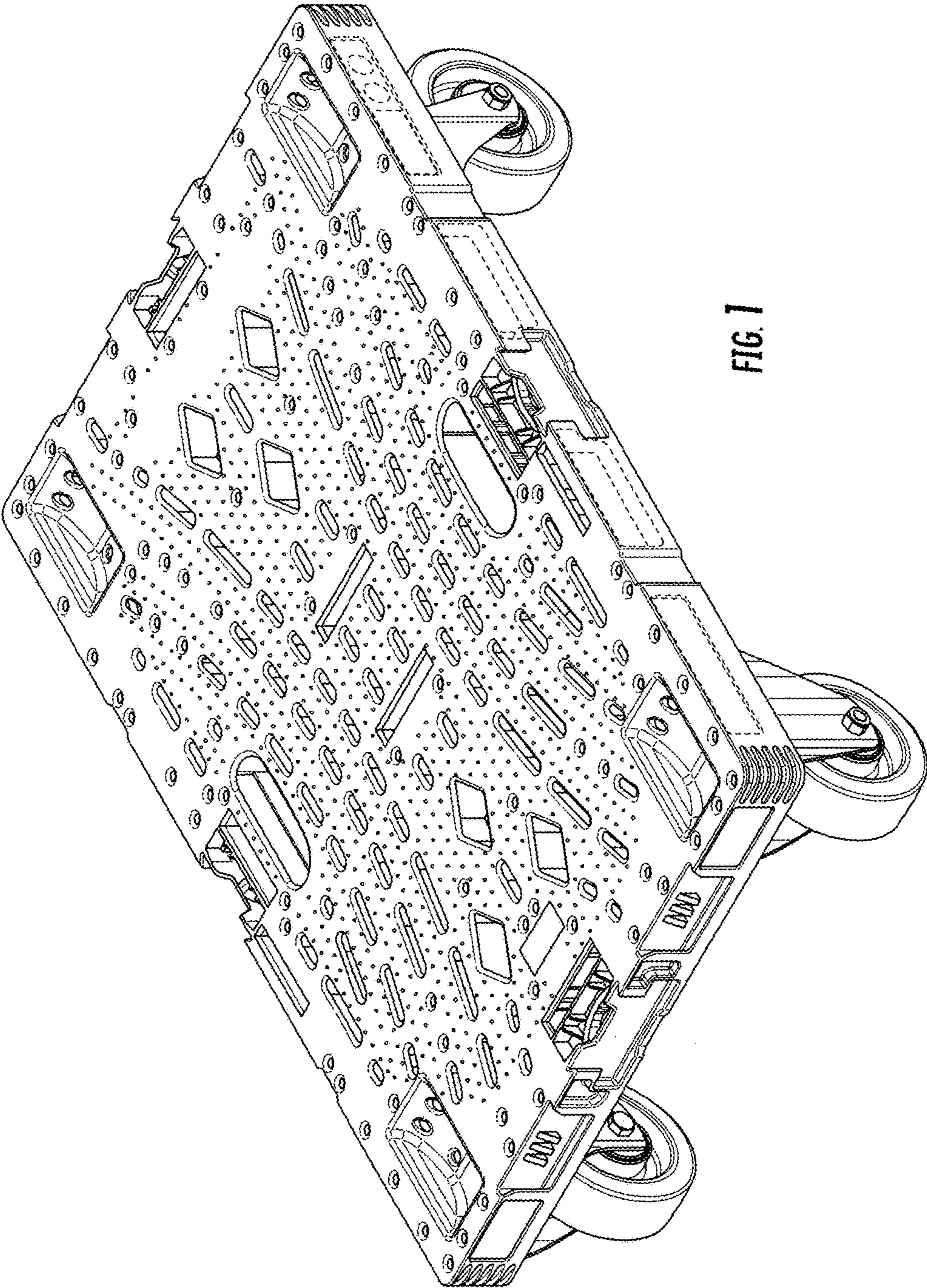


FIG. 1

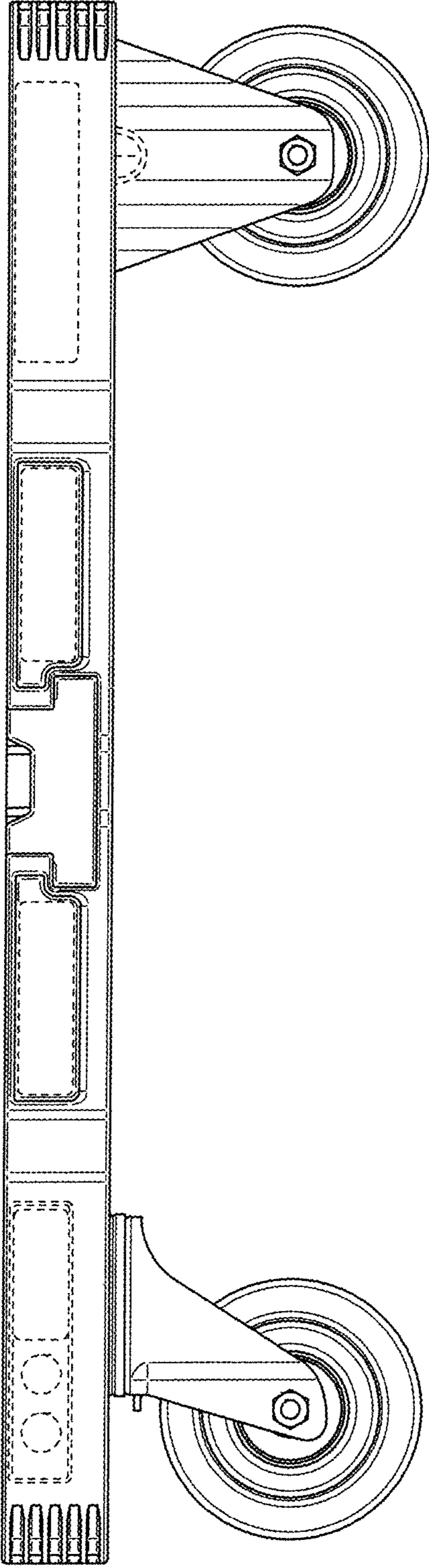


FIG. 2

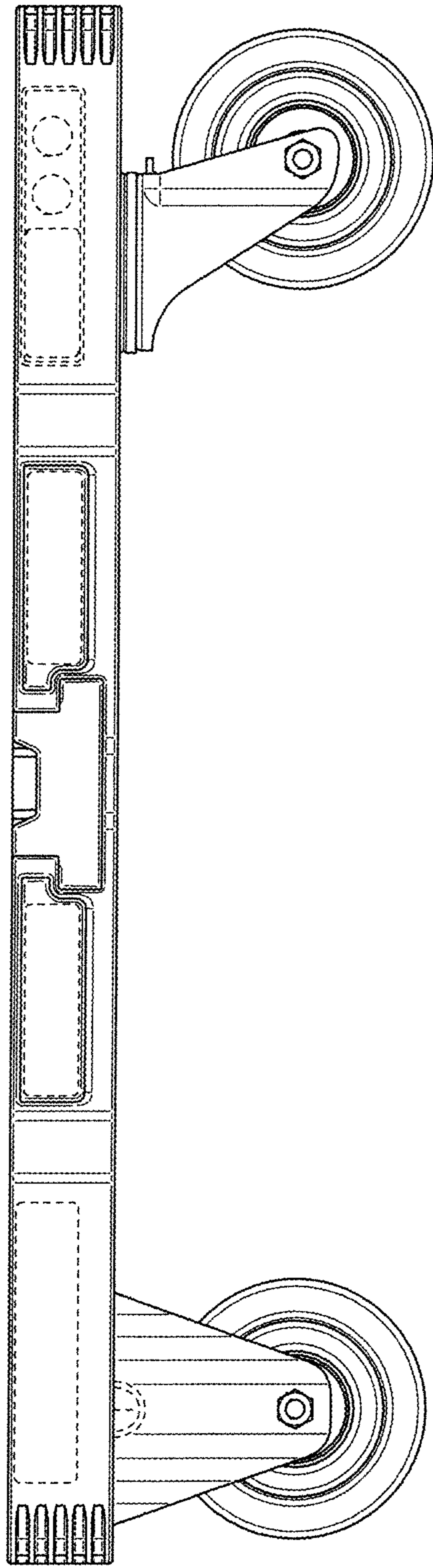


FIG. 3

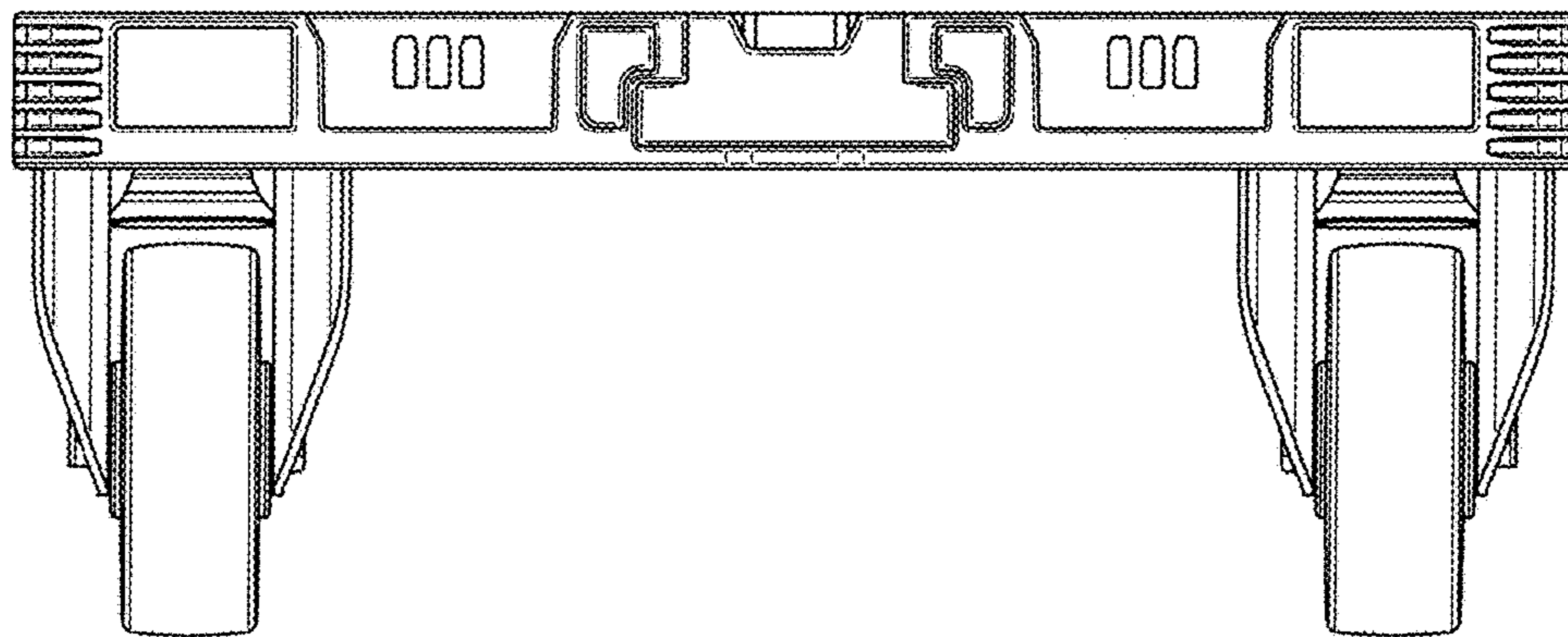


FIG. 4

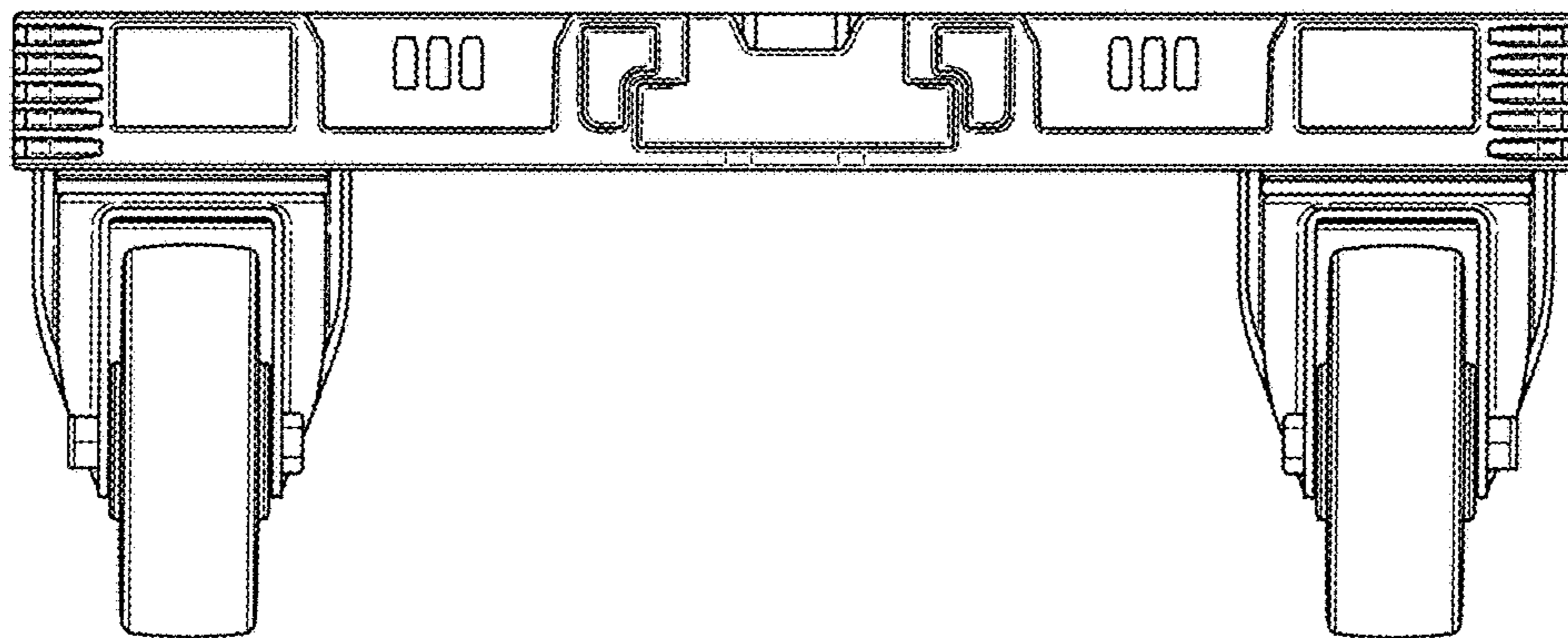


FIG. 5

FIG. 6

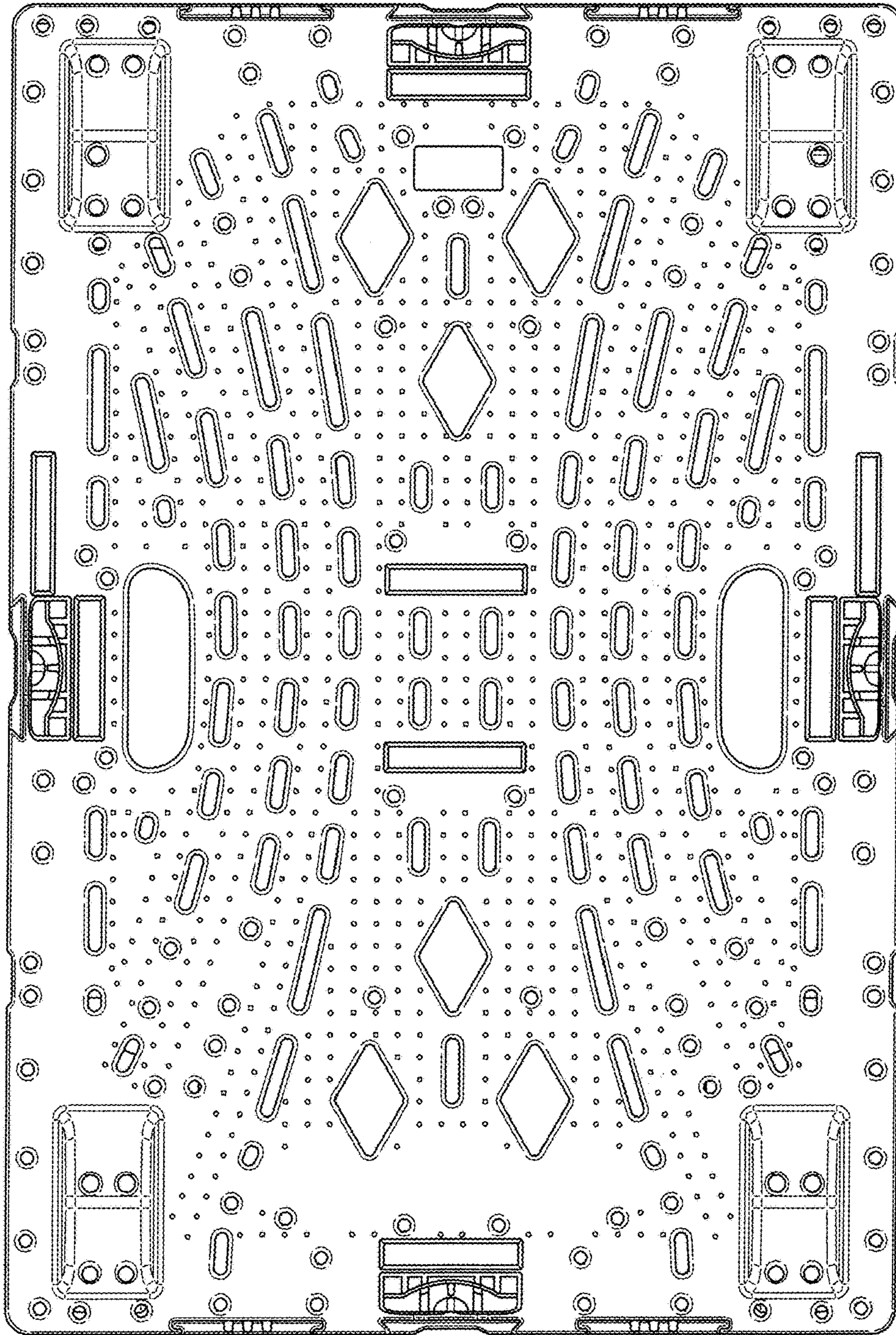


FIG. 7

