



US00D828663S

(12) **United States Design Patent**
Yun et al.

(10) **Patent No.:** **US D828,663 S**

(45) **Date of Patent:** **** Sep. 11, 2018**

(54) **ROBOT CLEANER**

(71) Applicant: **SAMSUNG ELECTRONICS CO., LTD.**, Suwon-si, Gyeonggi-do (KR)

(72) Inventors: **Deoksang Yun**, Uiwang-si (KR);
Hyungsub Choi, Goyang-si (KR);
Sangin Lee, Seoul (KR); **Hwandong Lee**, Seoul (KR)

(73) Assignee: **SAMSUNG ELECTRONICS CO., LTD.**, Gyeonggi-Do (KR)

(**) Term: **15 Years**

(21) Appl. No.: **29/628,114**

(22) Filed: **Dec. 1, 2017**

Related U.S. Application Data

(63) Continuation of application No. 29/595,208, filed on Feb. 27, 2017, now Pat. No. Des. 808,096.

(30) **Foreign Application Priority Data**

Dec. 20, 2016 (KR) 30-2016-0061990

(51) **LOC (11) Cl.** **15-05**

(52) **U.S. Cl.**
USPC **D32/31**

(58) **Field of Classification Search**
USPC D32/21-24, 31, 34, 17-18
CPC A47L 5/24; A47L 5/22; A47L 5/28; A47L 5/225; A47L 5/362; A47L 5/365; A47L 9/2842; A47L 9/24; A47L 9/248
See application file for complete search history.

(56) **References Cited**

U.S. PATENT DOCUMENTS

D548,411 S 8/2007 Schroter
D548,902 S * 8/2007 Chun D32/21

D551,815 S 9/2007 Schroeter
D593,265 S 5/2009 Carr et al.
D625,059 S 10/2010 Morenstein et al.
D625,477 S 10/2010 Morenstein et al.
8,505,158 B2* 8/2013 Han A47L 7/02
15/347
D691,337 S * 10/2013 Kim D32/21
D703,397 S * 4/2014 Sungkyung D32/21
D720,103 S 12/2014 Haug et al.
D743,647 S 11/2015 Heck et al.
D745,757 S 12/2015 Choi et al.
D746,005 S 12/2015 Cheon et al.
D751,777 S * 3/2016 Cheon D32/21
D778,514 S 2/2017 Park et al.
D781,512 S * 3/2017 Neumann D32/21
D784,640 S * 4/2017 Verhoorn D32/31
D785,879 S 5/2017 Bu et al.

(Continued)

Primary Examiner — Ruth McInroy

(74) *Attorney, Agent, or Firm* — Cantor Colburn LLP

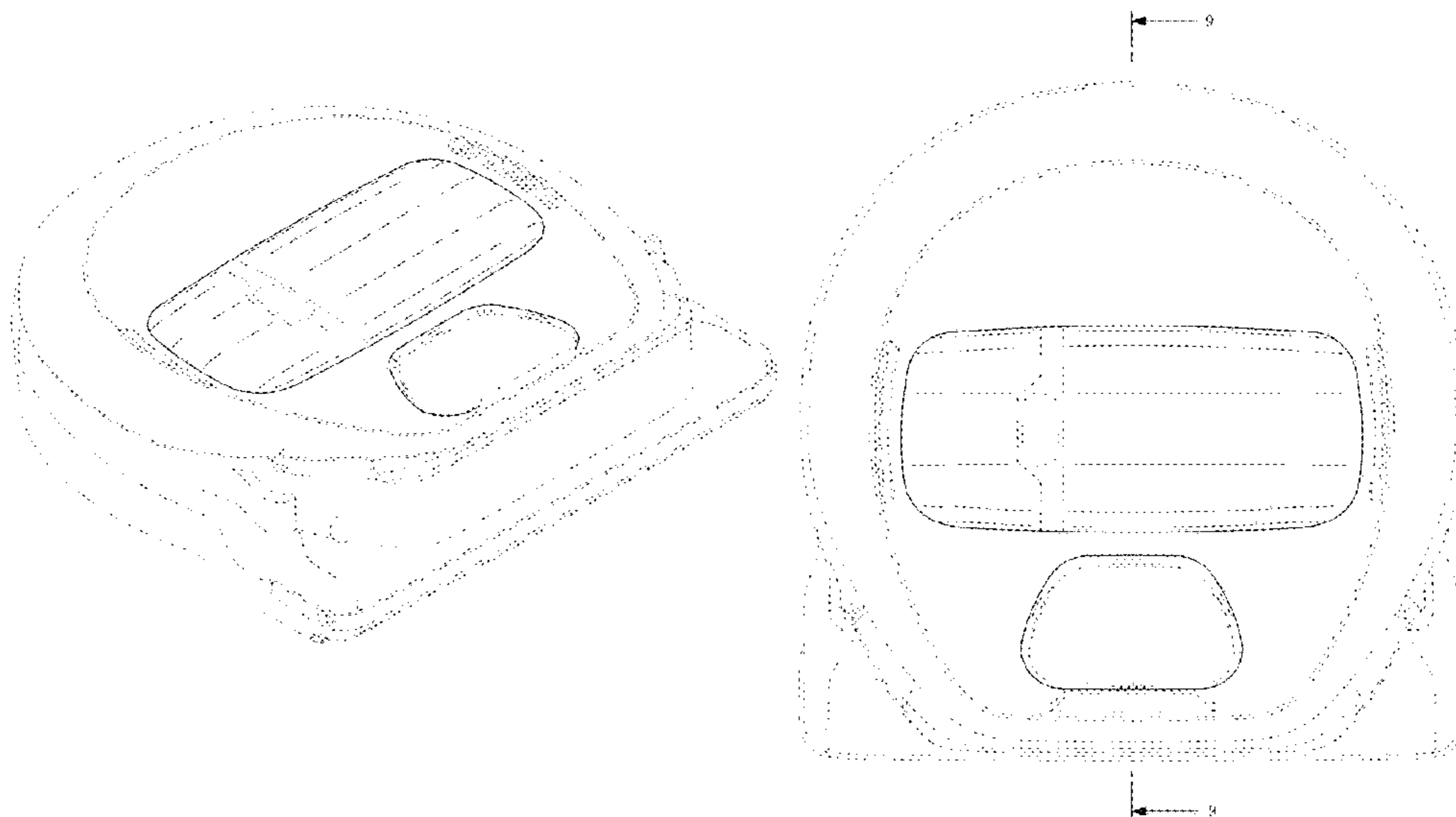
(57) **CLAIM**

The ornamental design for a robot cleaner, as shown and described.

DESCRIPTION

FIG. 1 is a front perspective view of a robot cleaner, showing our new design;
FIG. 2 is a front view thereof;
FIG. 3 is a rear view thereof;
FIG. 4 is a left side view thereof;
FIG. 5 is a right side view thereof;
FIG. 6 is a top view thereof;
FIG. 7 is a bottom view thereof;
FIG. 8 is a rear perspective view thereof; and,
FIG. 9 is a cross-sectional view taken along line 9-9 of FIG. 6.
The broken lines illustrating portions of the robot cleaner form no part of the claimed design.

1 Claim, 7 Drawing Sheets



(56)

References Cited

U.S. PATENT DOCUMENTS

D796,757 S * 9/2017 Verhoorn D32/31
9,854,956 B2 * 1/2018 Song A47L 11/4041

* cited by examiner

FIG. 1

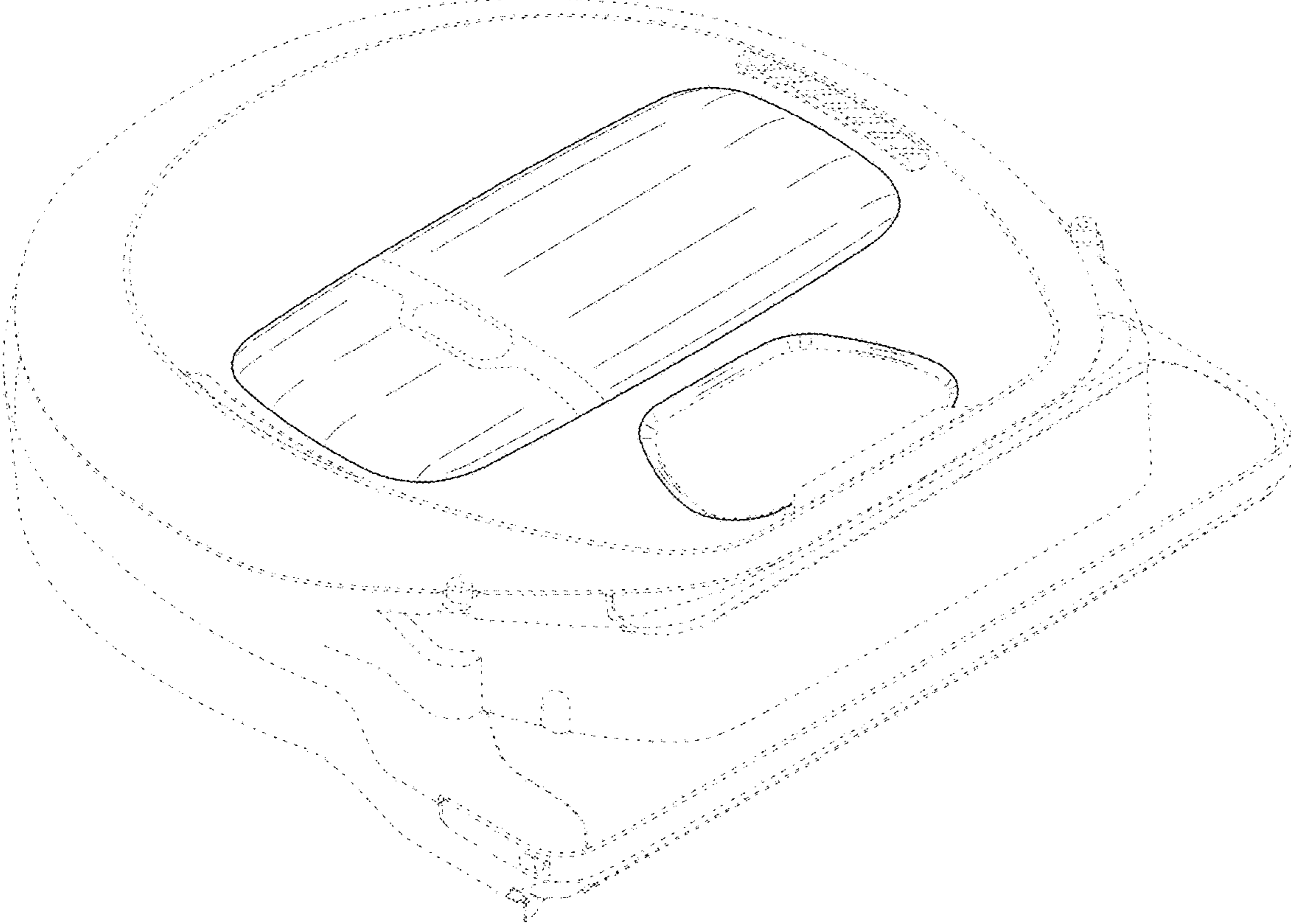


FIG. 2




FIG. 3




FIG. 4

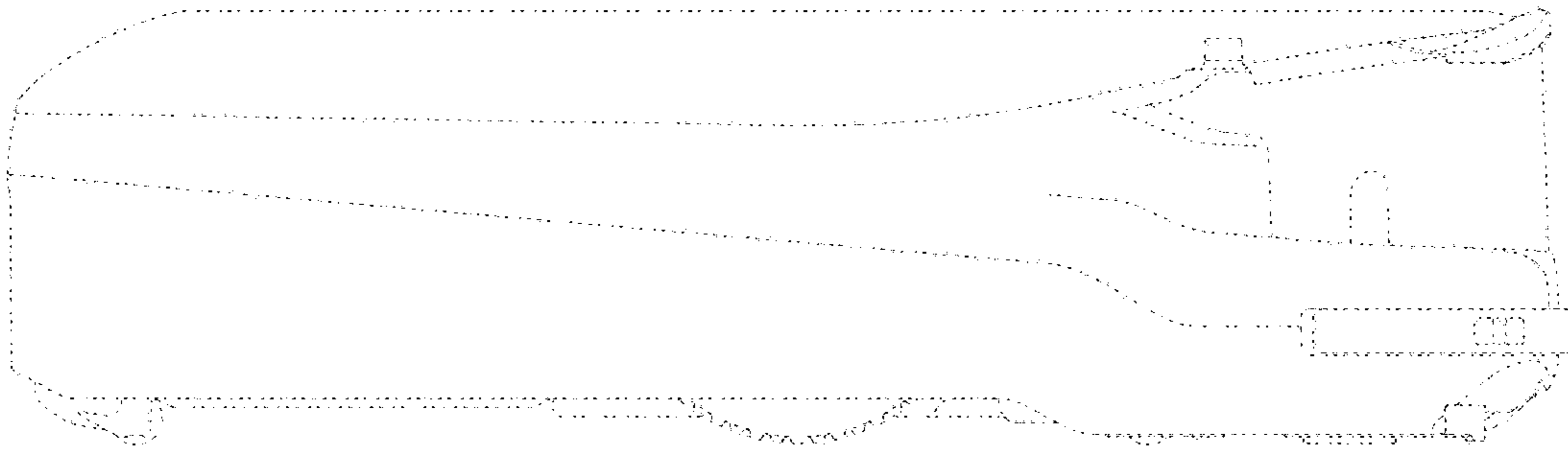


FIG. 5

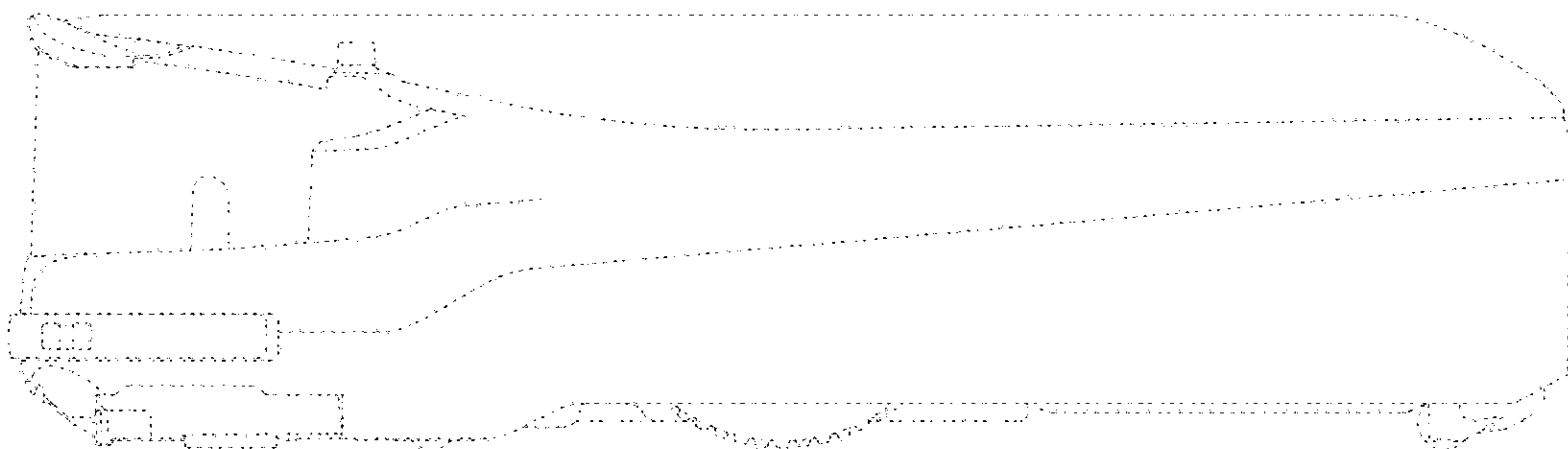


FIG. 6

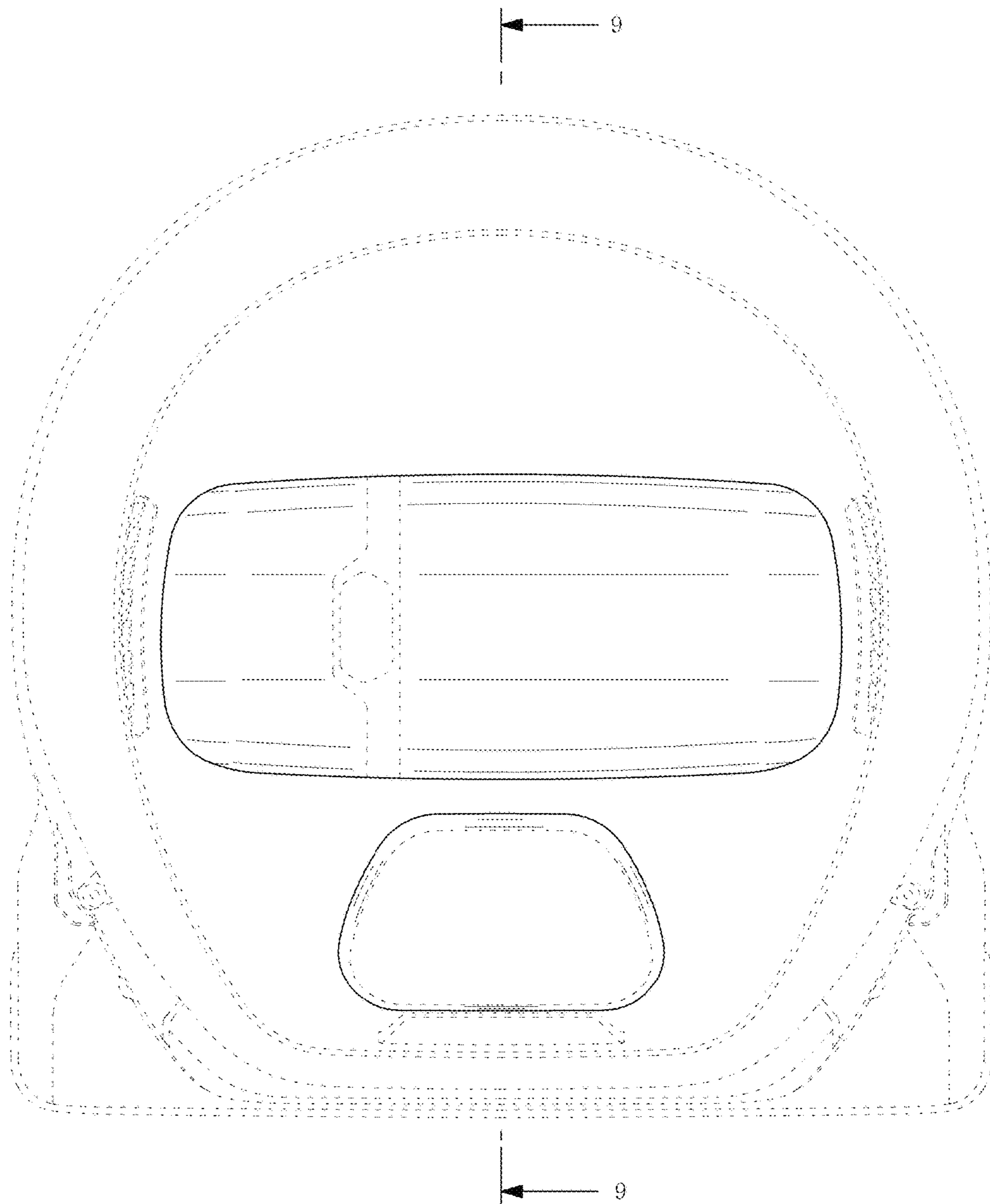


FIG. 7

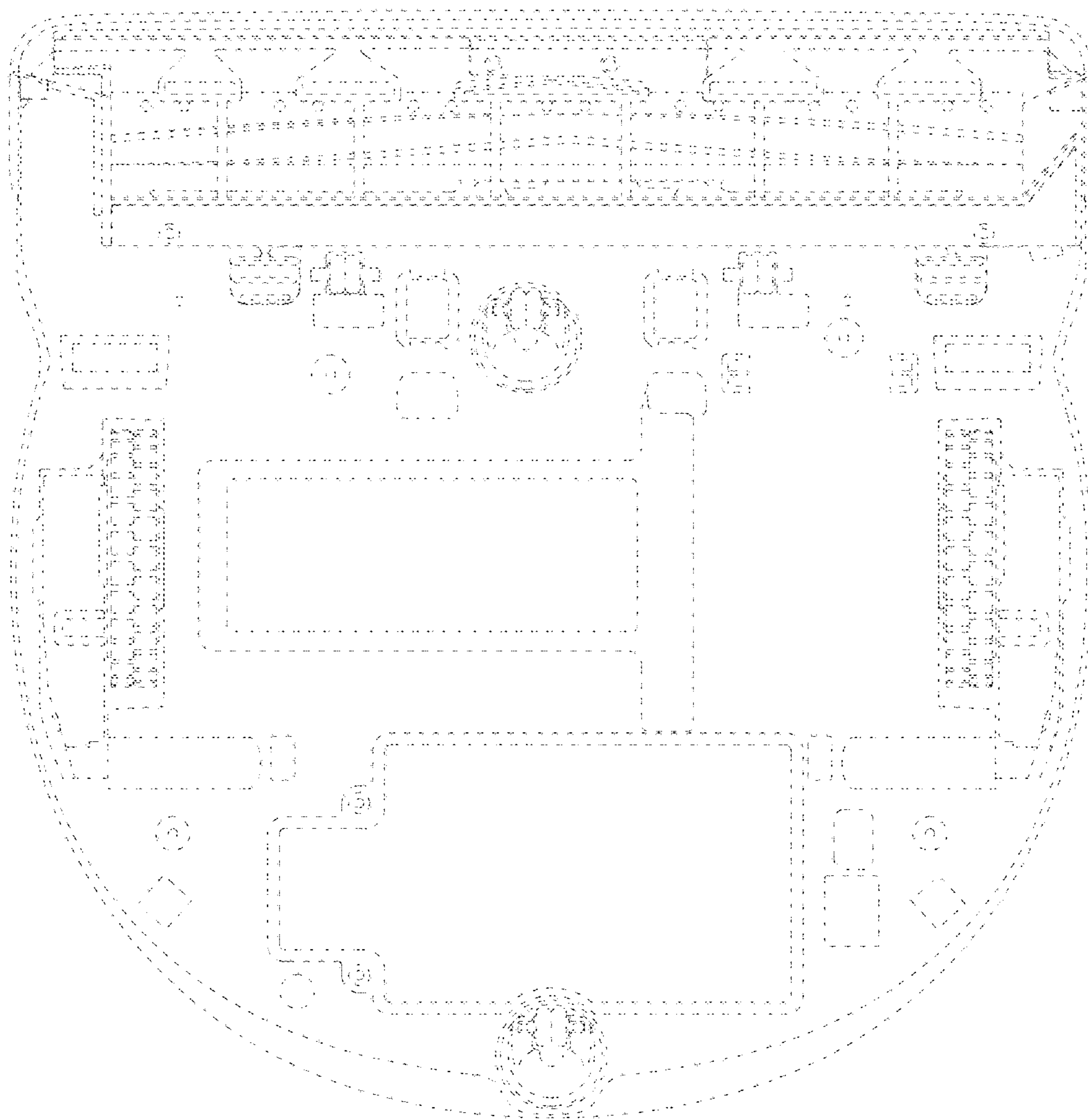


FIG. 8

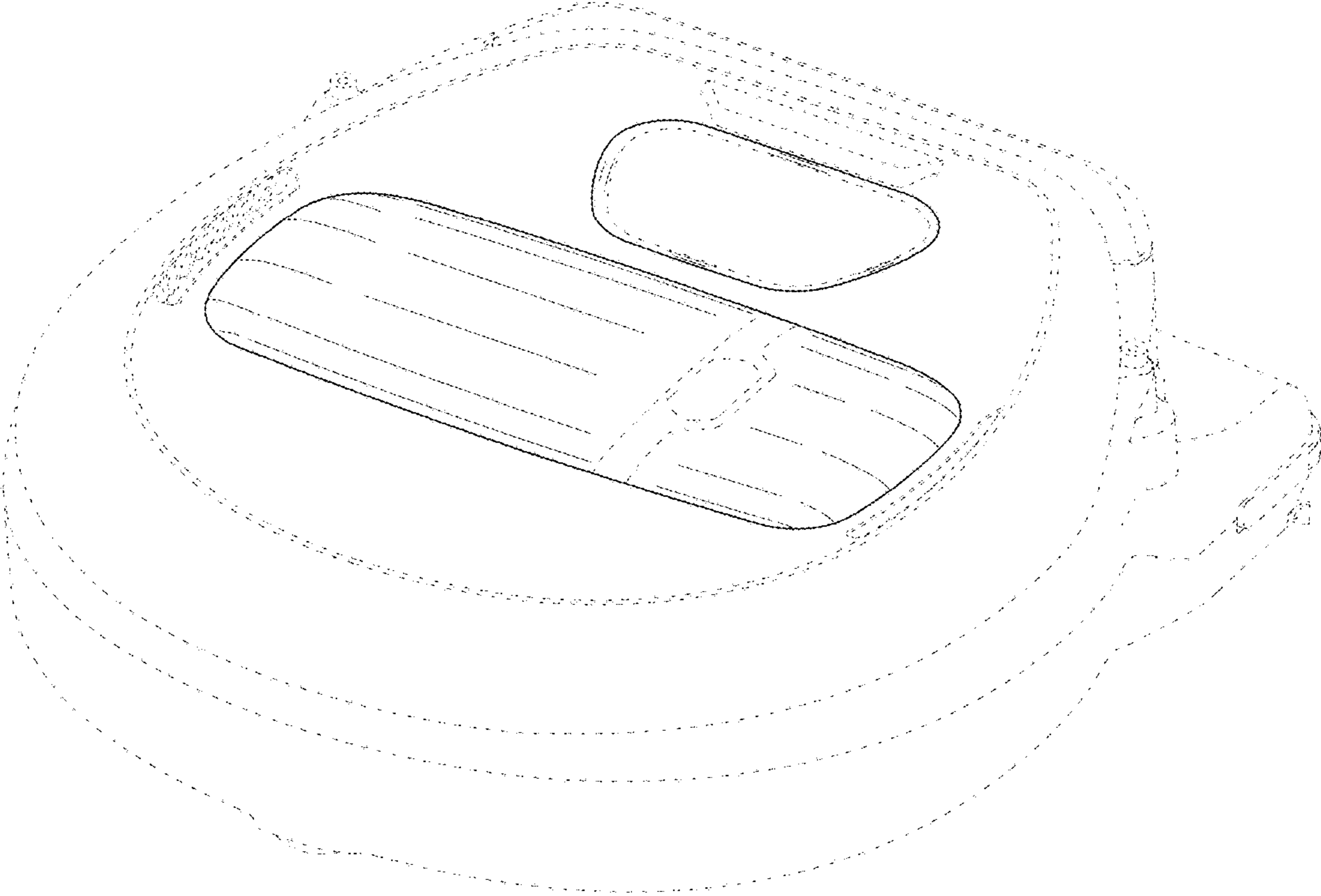


FIG. 9

