



US00D828655S

(12) **United States Design Patent** (10) **Patent No.:** **US D828,655 S**  
**Tong** (45) **Date of Patent:** **\*\* Sep. 11, 2018**

(54) **COMPACT DISHWASHER**  
(71) Applicant: **FOSHAN SHUNDE MIDEA WASHING APPLIANCES MFG. CO., LTD.**, Foshan (CN)  
(72) Inventor: **Jianfeng Tong**, Foshan (CN)  
(73) Assignee: **FOSHAN SHUNDE MIDEA WASHING APPLIANCES MFG. CO., LTD.**, Foshan (CN)

(\*\*) Term: **15 Years**  
(21) Appl. No.: **29/597,111**  
(22) Filed: **Mar. 14, 2017**

(30) **Foreign Application Priority Data**

Nov. 1, 2016 (CN) ..... 2016 3 0522127

(51) **LOC (11) Cl.** ..... **15-05**  
(52) **U.S. Cl.**  
USPC ..... **D32/2**

(58) **Field of Classification Search**  
USPC ..... D32/2, 6, 8, 10, 25; D7/340, 348; D15/79, 80  
CPC .... A47L 15/22; A47L 15/449; A47L 15/4463; A47L 15/4445; A47L 15/4295; A47L 15/0055; A47L 15/0057; A47L 2301/04; A47L 2501/07; A47L 15/0081; A47B 91/005; F25C 1/12; F25C 5/002; F25C 5/182  
See application file for complete search history.

(56) **References Cited**

**U.S. PATENT DOCUMENTS**

3,465,761 A \* 9/1969 Grunewald ..... A47L 15/0065 134/103.1  
D231,484 S \* 4/1974 Peterson ..... D32/2

D305,596 S \* 1/1990 Nishibori ..... D7/351  
D310,616 S \* 9/1990 Murai ..... D7/351  
D403,471 S \* 12/1998 Brace ..... D32/2  
5,904,163 A \* 5/1999 Inoue ..... A47L 15/30 134/113  
D424,257 S \* 5/2000 Umeda ..... D32/2  
D469,299 S \* 1/2003 Cha ..... D7/351  
D474,865 S \* 5/2003 Chen ..... D32/1  
D527,572 S \* 9/2006 Lee ..... D7/350.1  
D566,348 S \* 4/2008 Jung ..... D32/2  
D566,910 S \* 4/2008 Jung ..... D32/2  
D587,864 S \* 3/2009 Jung ..... D32/2  
9,603,502 B2 \* 3/2017 Park ..... A47L 15/30  
2012/0125369 A1 \* 5/2012 Pers ..... A47L 15/0023 134/18  
2013/0334940 A1 \* 12/2013 Lundberg ..... A47L 15/0089 312/228  
2014/0159555 A1 \* 6/2014 Lundberg ..... A47L 15/00 312/228  
2014/0230864 A1 \* 8/2014 Lundberg ..... A47L 15/0089 134/184

\* cited by examiner

*Primary Examiner* — Michelle E. Wilson

(74) *Attorney, Agent, or Firm* — Hodgson Russ LLP

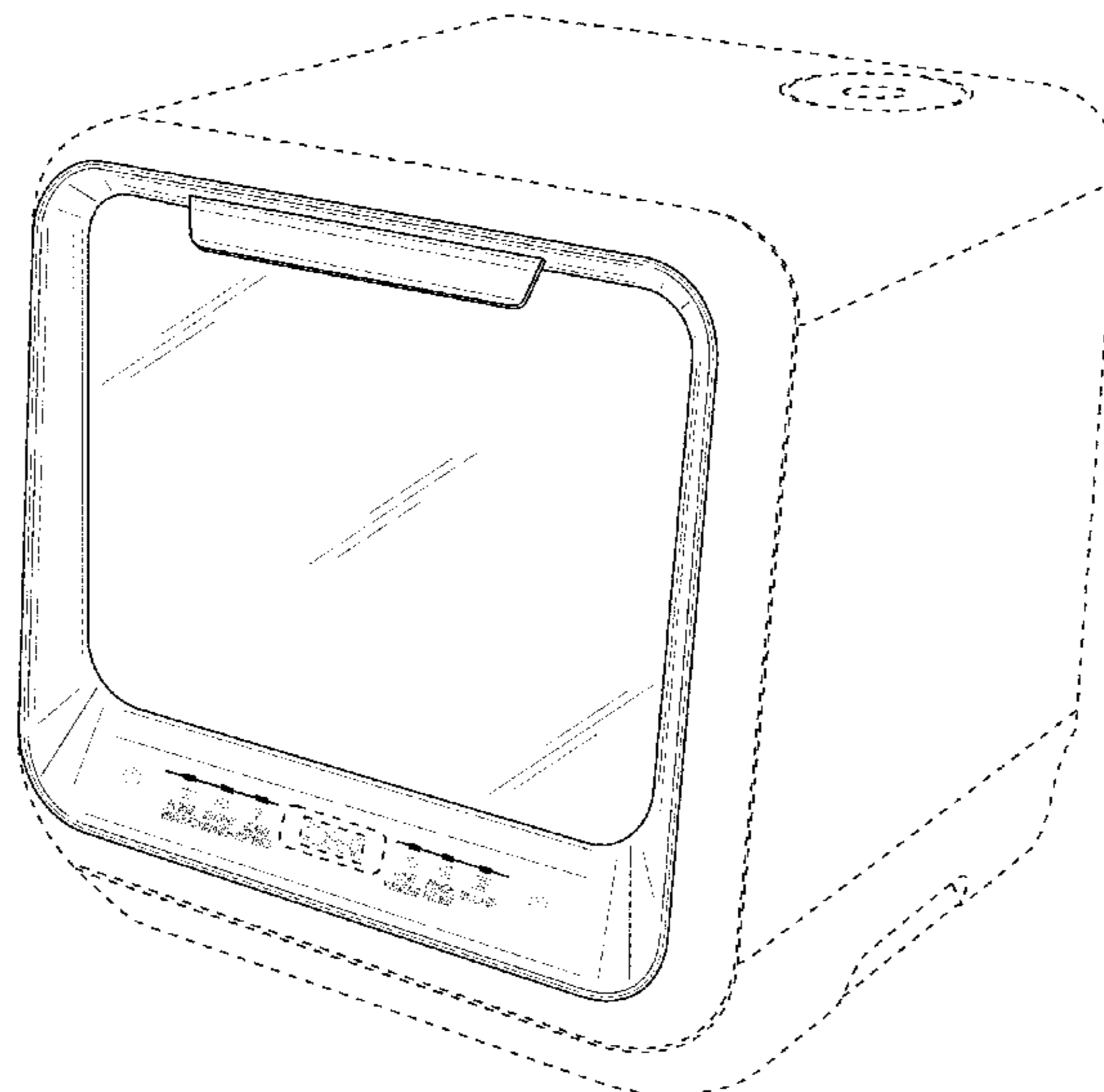
(57) **CLAIM**

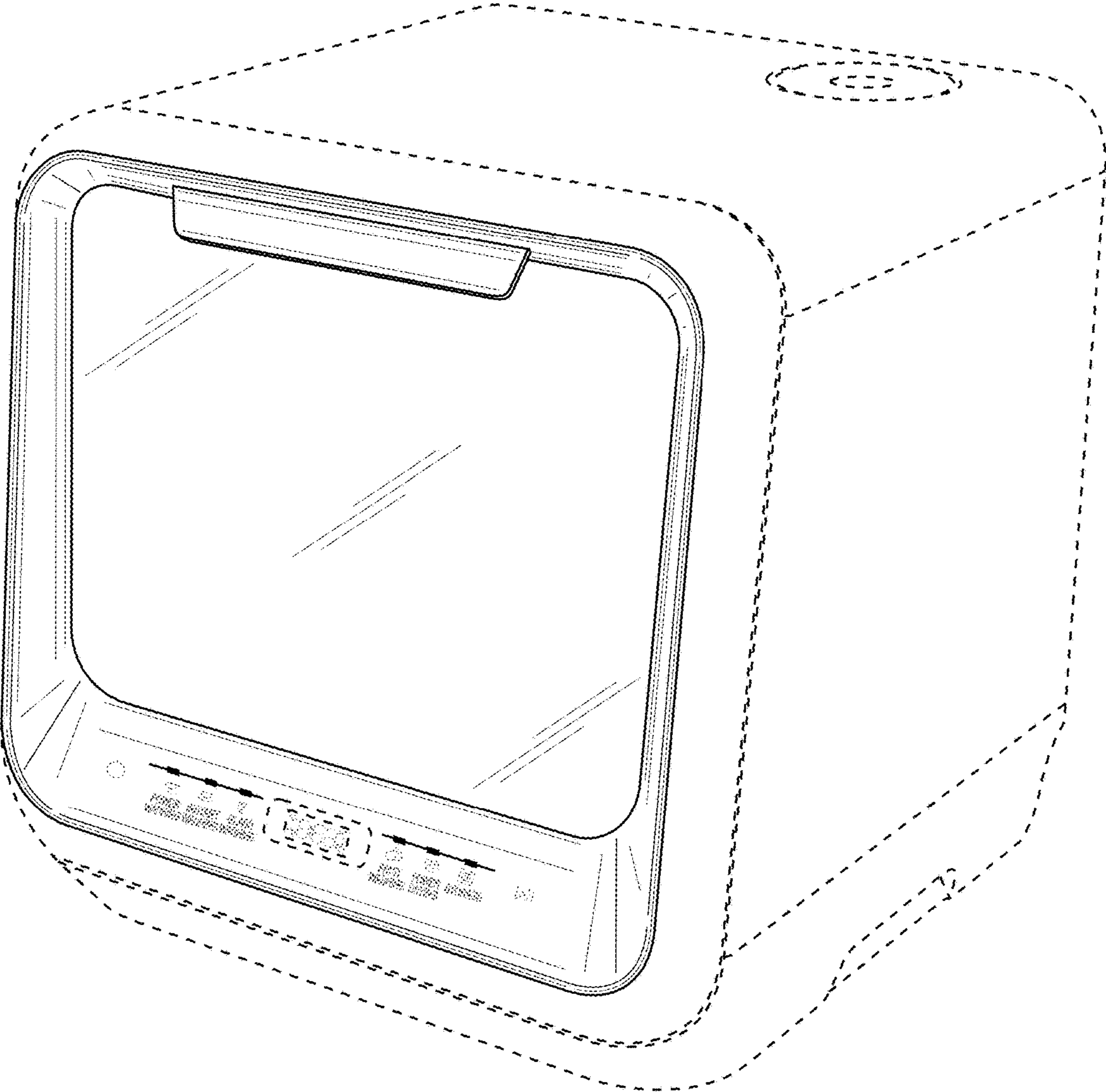
The ornamental design for a compact dishwasher, as shown and described.

**DESCRIPTION**

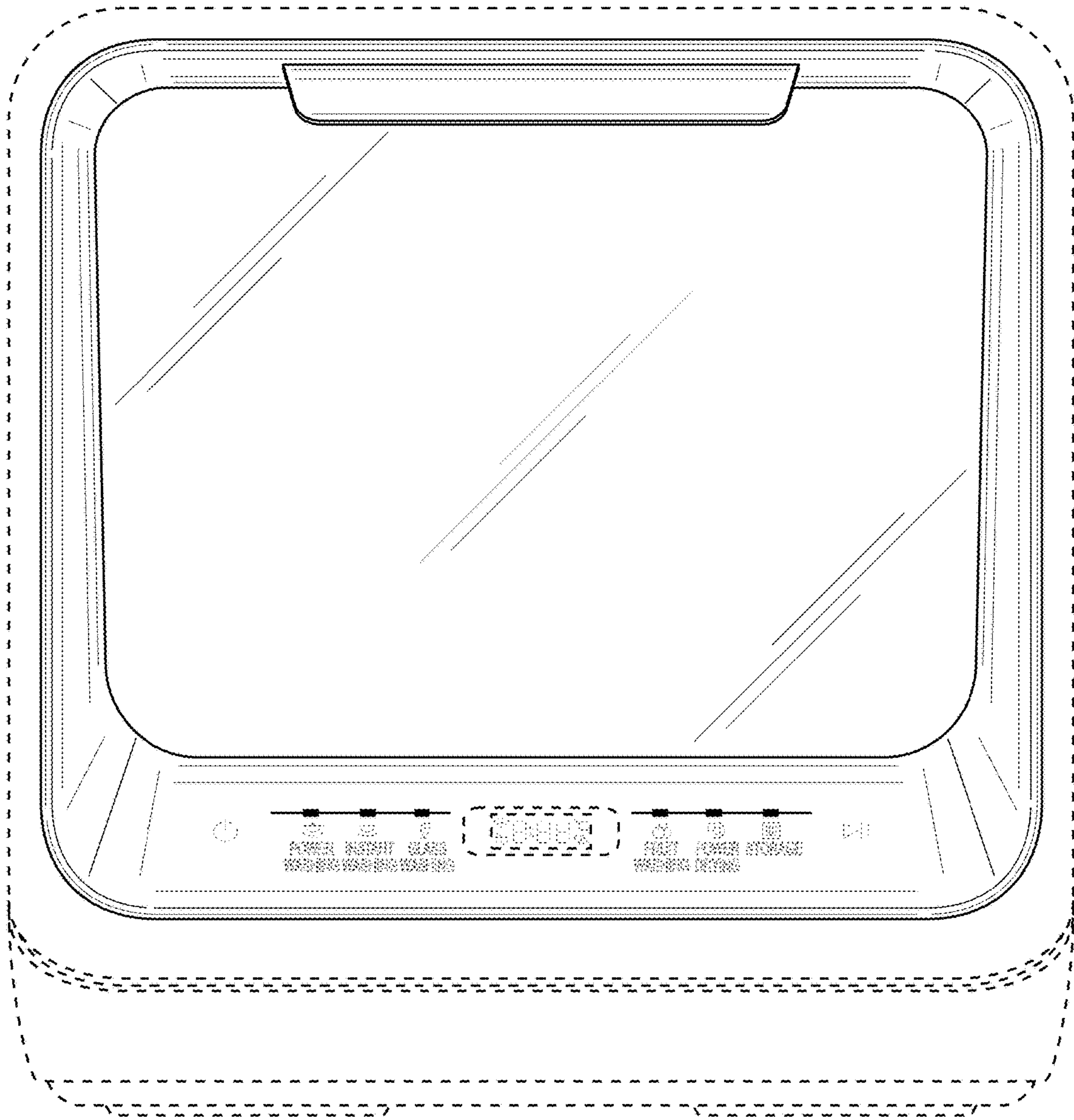
FIG. 1 is a perspective view of a compact dishwasher; FIG. 2 is a front elevation view thereof; FIG. 3 is a right side elevation view thereof; FIG. 4 is a left side view thereof; and, FIG. 5 is a top plan view thereof. The broken lines represent unclaimed features that form no part of the claimed design.

**1 Claim, 5 Drawing Sheets**

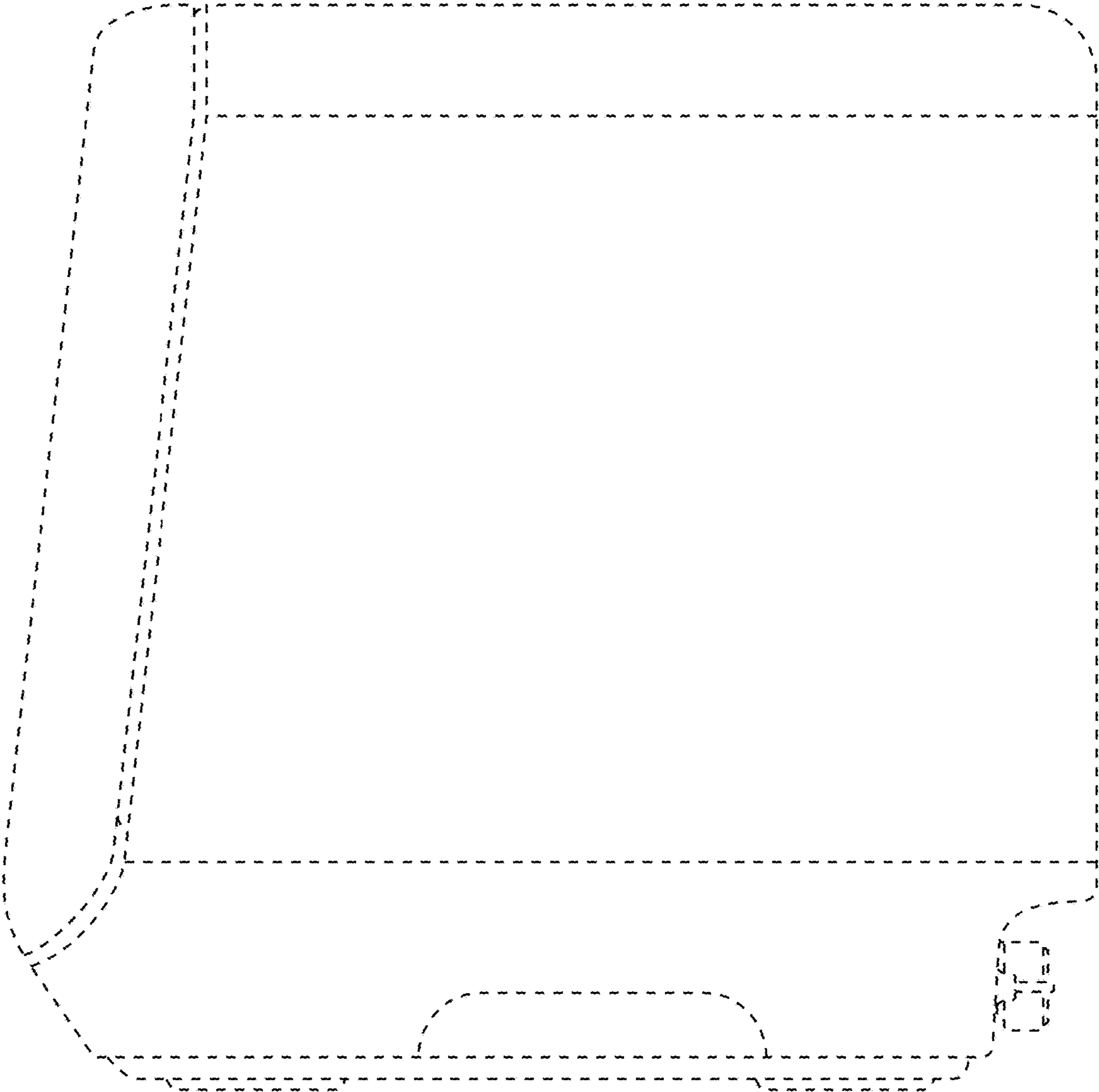




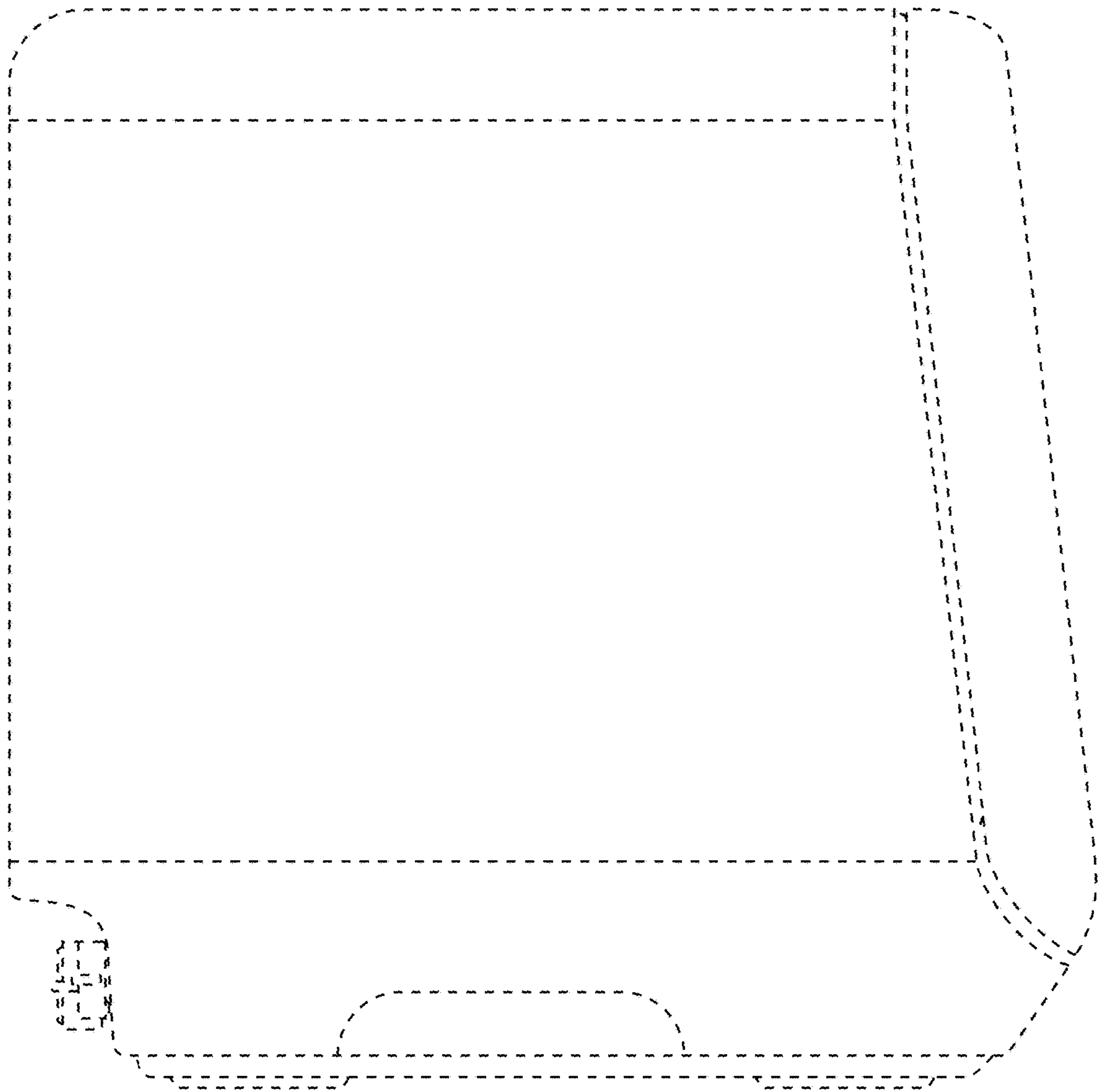
**FIG. 1**




**FIG. 2**



**FIG. 3**



**FIG. 4**



**FIG. 5**