



US00D828643S

(12) **United States Design Patent**
Lamerton

(10) **Patent No.:** **US D828,643 S**
(45) **Date of Patent:** **** Sep. 11, 2018**

- (54) **BIRD CAGE**
- (71) Applicant: **PetSmart Home Office, Inc.**, Phoenix, AZ (US)
- (72) Inventor: **Todd Lamerton**, Phoenix, AZ (US)
- (73) Assignee: **PetSmart Home Office, Inc.**, Phoenix, AZ (US)

- D372,561 S * 8/1996 Lai D30/119
- D377,546 S * 1/1997 King D30/119
- D386,833 S * 11/1997 King D30/119
- D426,035 S * 5/2000 Huang D30/119
- D465,070 S * 10/2002 Weiping D30/116
- D468,488 S * 1/2003 Weiping D30/114
- D495,098 S * 8/2004 Gallardo D30/114
- D607,613 S * 1/2010 Yang D30/119

(Continued)

- (**) Term: **15 Years**
- (21) Appl. No.: **29/615,579**

- (22) Filed: **Aug. 30, 2017**
- (51) **LOC (11) Cl.** **30-02**
- (52) **U.S. Cl.**

USPC **D30/114**

- (58) **Field of Classification Search**
 - USPC D30/108–117, 124, 125, 126, 127, 128, D30/199; D25/15, 7, 21, 22, 45, 63; D6/332; 119/52.1, 52.2, 52.3, 52.4, 57.8, 119/57.9, 69.5, 459, 428–429, 453, 460, 119/461–464, 468–469, 474, 475, 479, 119/482, 497–498, 499, 501; 206/501; 292/80, 256; 446/126
 - CPC A01K 1/0035; A01K 1/034; A01K 31/06; A01K 31/08; E06B 9/02; E06B 9/04; E06B 9/0607; E06B 7/32
- See application file for complete search history.

(56) **References Cited**

U.S. PATENT DOCUMENTS

- 1,907,194 A * 5/1933 Webster A01K 31/06
119/467
- 2,178,117 A * 10/1939 Hillenek A01K 31/06
119/459
- D287,650 S * 1/1987 Braeuner D30/110
- 4,917,047 A * 4/1990 Wazeter, III A01K 1/03
119/474
- D360,493 S * 7/1995 Kohus D30/114

OTHER PUBLICATIONS

“Bird Cage Kit Blue Starter Set”, posted Oct. 25, 2016 [online], [retrived Apr. 24, 2018]. Retrieved from internet: https://www.amazon.com/Starter-Perches-Swing-Feeders-Scalloped/dp/B01KMSTMO4/ref=sr_1_1?ie=UTF8&qid=1524779217&sr=8-1&keywords=bird+cage+kit+blue+starter+set.*

(Continued)

Primary Examiner — Barbara G Fox
Assistant Examiner — Mehri F Bajoul
(74) *Attorney, Agent, or Firm* — Duane Morris LLP

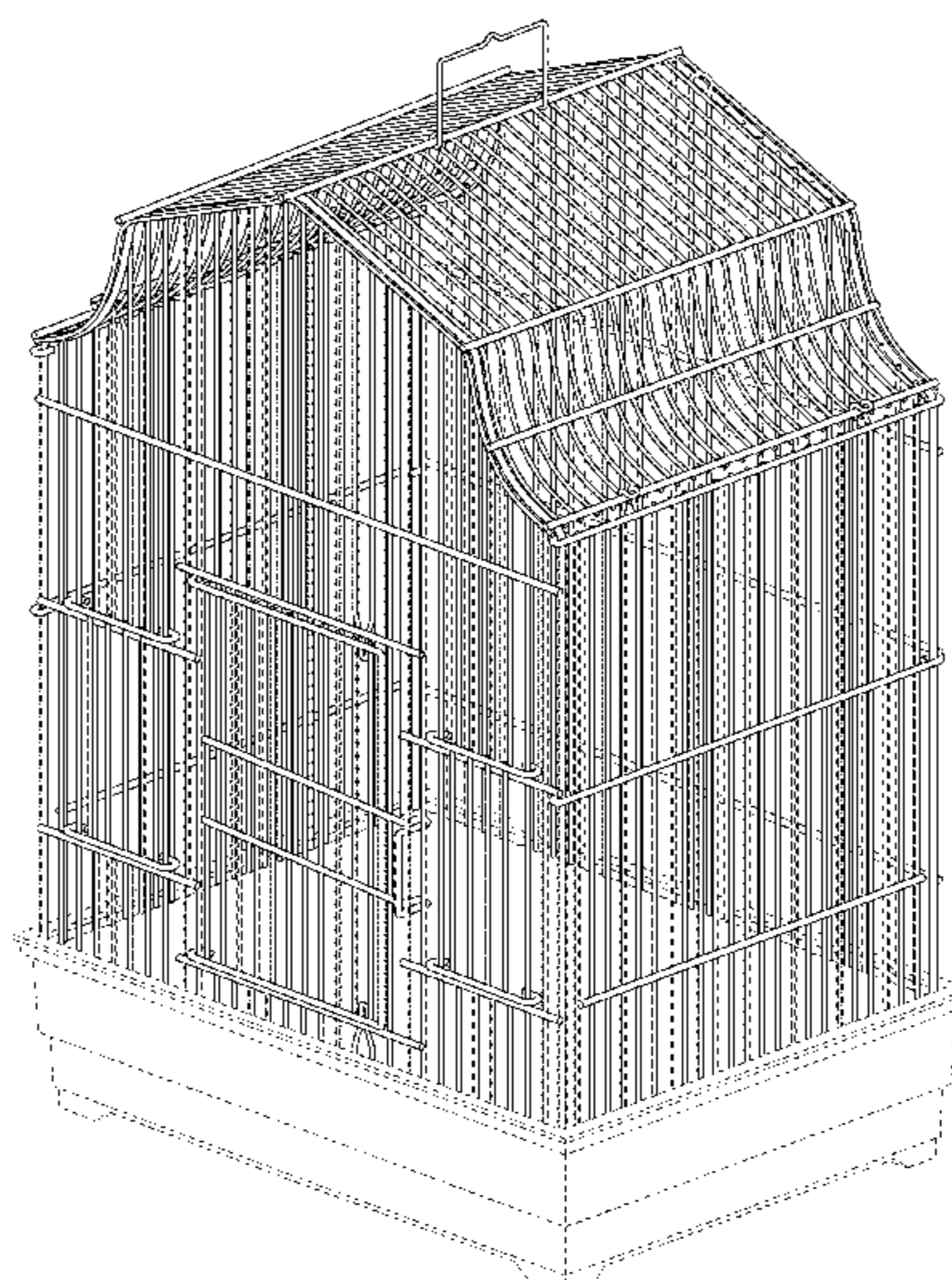
(57) **CLAIM**

I claim the ornamental design for a bird cage, as shown and described.

DESCRIPTION

FIG. 1 is a perspective view of one embodiment of the bird cage of my new design.
FIG. 2 is a front elevational view of the bird cage of FIG. 1.
FIG. 3 is a rear elevational view of the bird cage of FIG. 1.
FIG. 4 is a right side elevational view of the bird cage of FIG. 1.
FIG. 5 is a left side elevational view of the bird cage of FIG. 1.
FIG. 6 is a top plan view of the bird cage of FIG. 1; and, FIG. 7 is a bottom plan view of the bird cage of FIG. 1.
The broken lines in the figures depict portions of the bird cage that form no part of the claimed design.

1 Claim, 6 Drawing Sheets



(56)

References Cited

U.S. PATENT DOCUMENTS

2006/0201441 A1* 9/2006 Frank A01K 31/06
119/462

OTHER PUBLICATIONS

“Prevue Pet Products”, posted Dec. 15, 2016 [online], [retrived Apr. 24, 2018]. Retreived from internet: https://www.amazon.com/Prevue-Pet-Products-31996-Economy/dp/B01LNCYOD2/ref=sr_1_60?s=pets-supplies&ie=UTF8&qid=1524779424&sr=1-60&keywords=prevue+pet+products.*

* cited by examiner

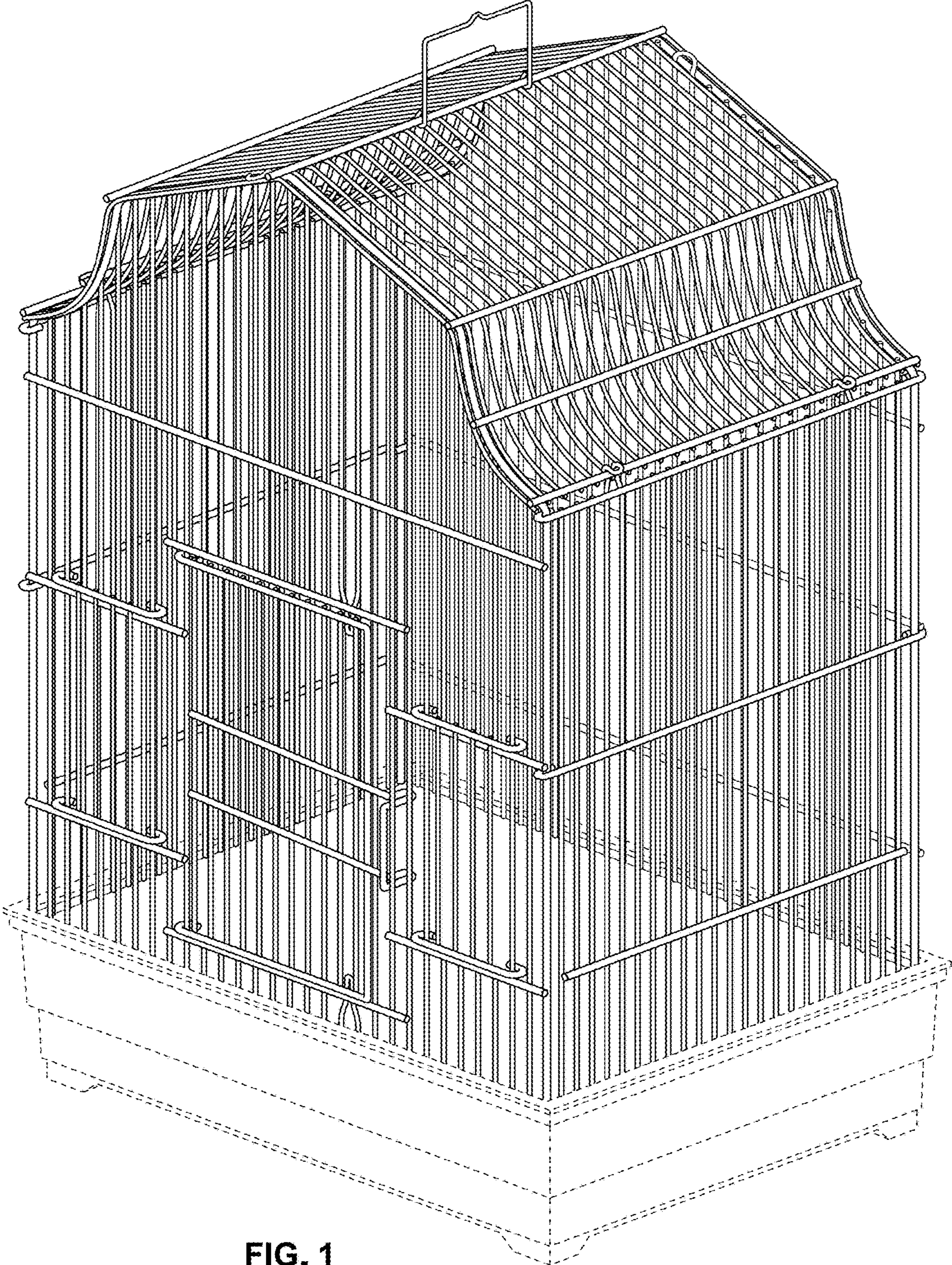


FIG. 1

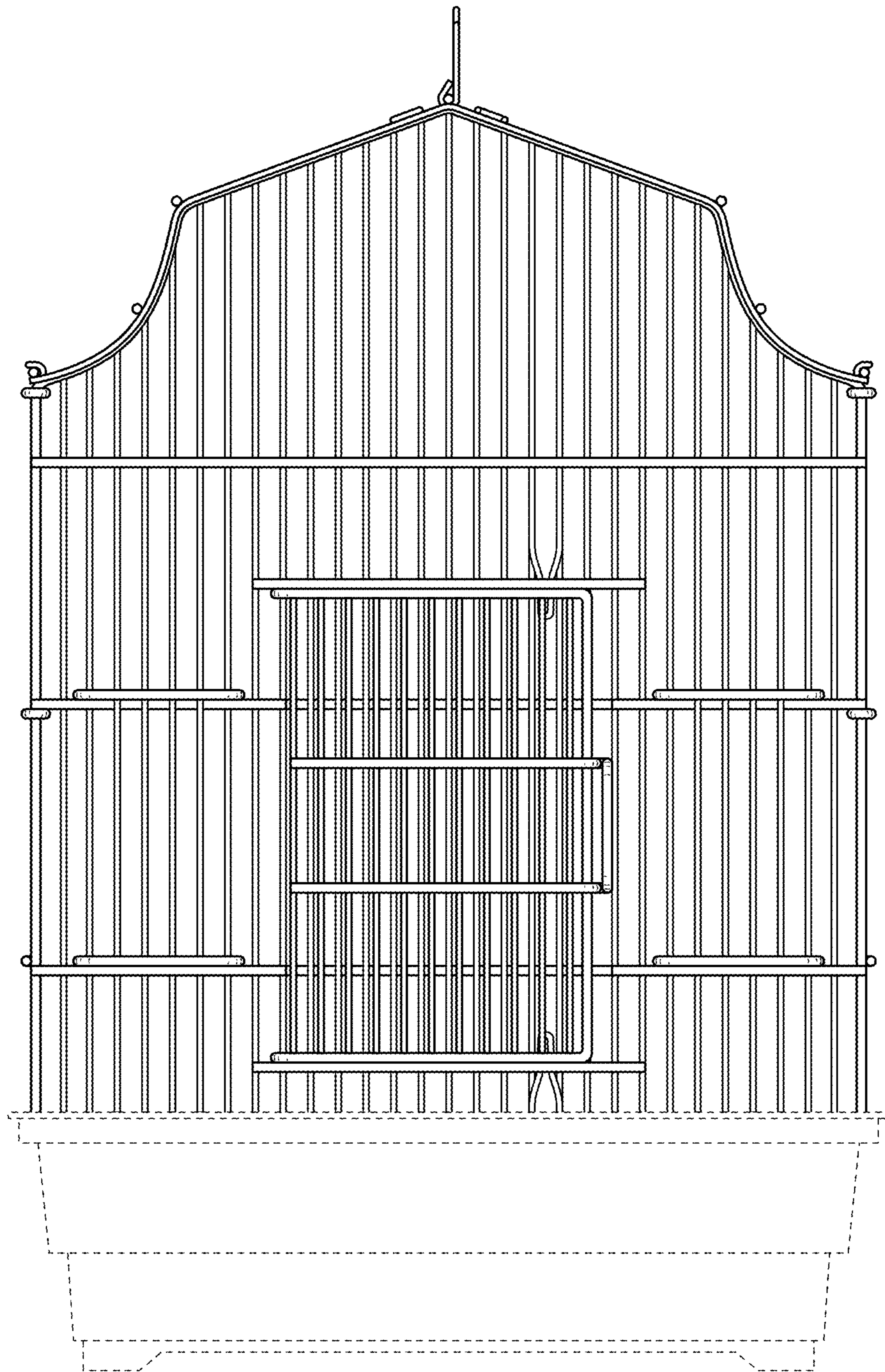


FIG. 2

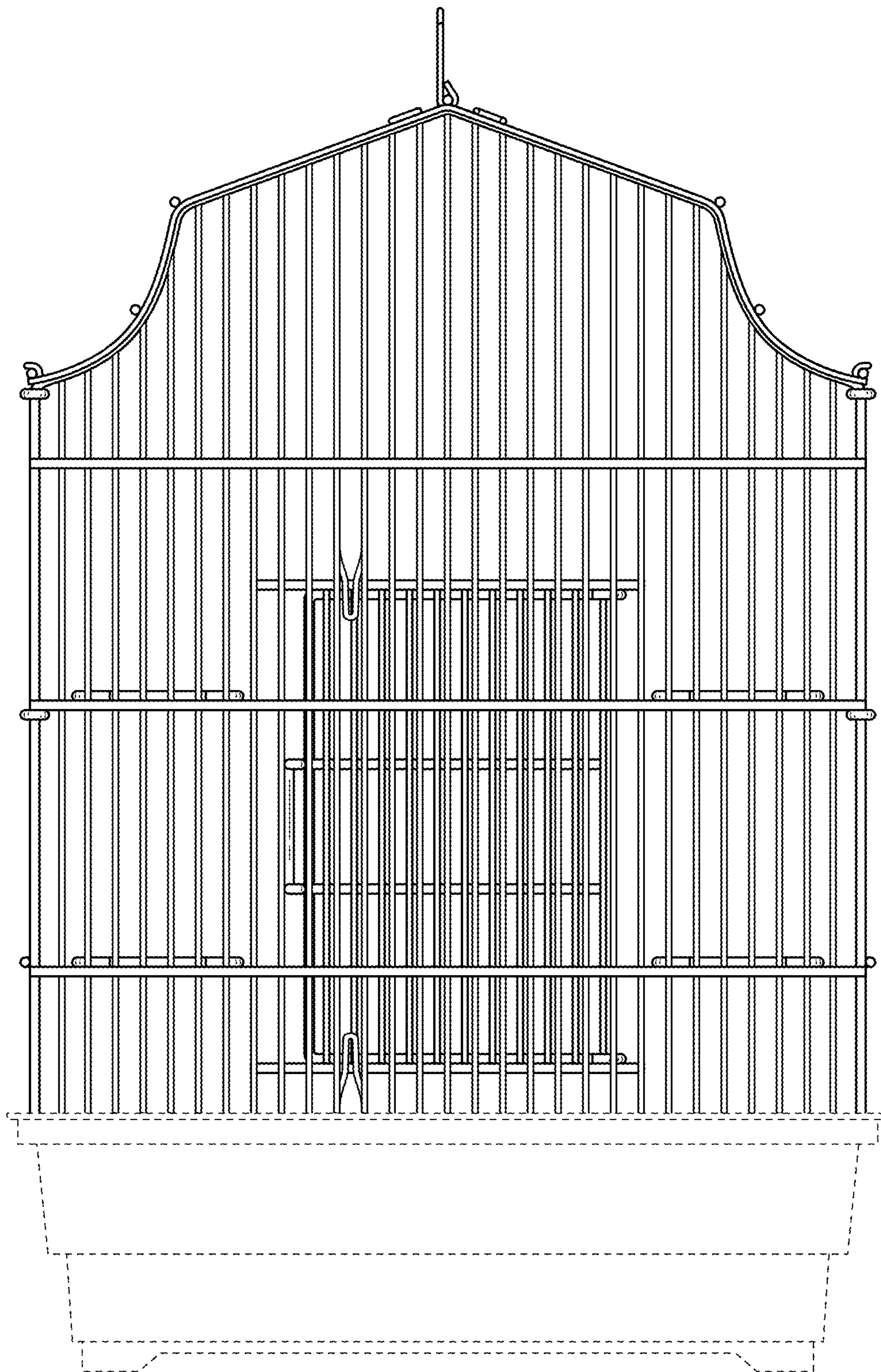


FIG. 3

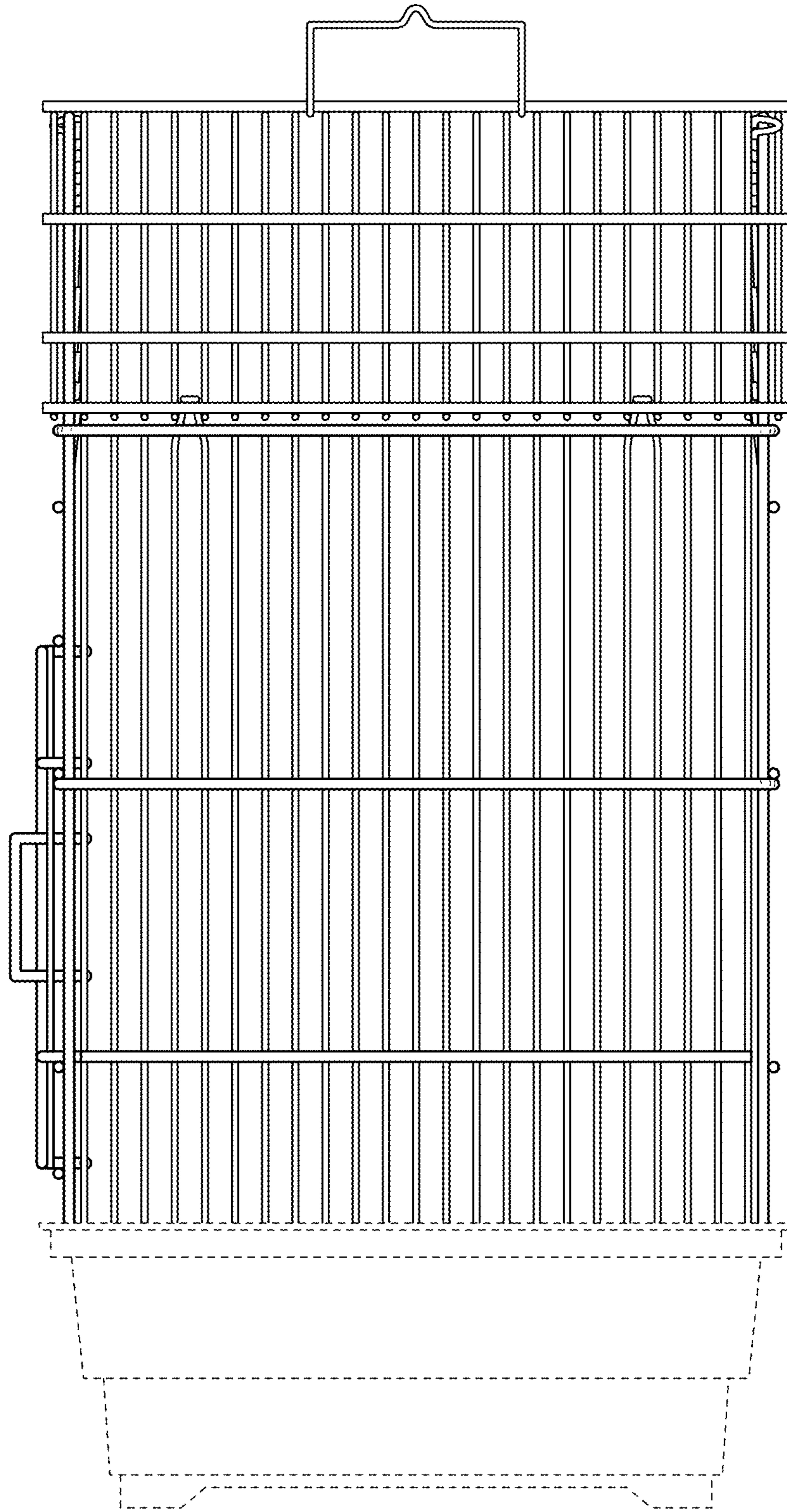


FIG. 4




FIG. 5




FIG. 6




FIG. 7