



US00D828638S

(12) **United States Design Patent** (10) **Patent No.:** **US D828,638 S**
Williams (45) **Date of Patent:** **** Sep. 11, 2018**

(54) **FIREMAN'S CARRY STRAP**
(71) Applicant: **David C. Williams**, Salem, VA (US)
(72) Inventor: **David C. Williams**, Salem, VA (US)
(**) Term: **15 Years**
(21) Appl. No.: **29/553,715**
(22) Filed: **Feb. 4, 2016**
(51) **LOC (11) Cl.** **29-02**
(52) **U.S. Cl.**
USPC **D29/124**
(58) **Field of Classification Search**
USPC D29/100, 101, 122, 124; D2/830, 860,
D2/626, 622; 2/457, 463, 466-467, 48,
2/51, 92, 103, 914, 915; 182/3, 137, 138,
182/140; 128/869, 846, 873-875;
224/158, 159, 160
CPC . A62B 35/00; A62B 35/0006; A62B 35/0037;
A62B 35/0043; A62B 35/0075
See application file for complete search history.

(56) **References Cited**
U.S. PATENT DOCUMENTS
D429,386 S * 8/2000 Tingler D29/101.1
7,779,484 B2 * 8/2010 Fee A62B 17/003
2/69
8,016,335 B2 * 9/2011 McKay A62B 35/0006
294/141
8,438,664 B2 * 5/2013 Fee A62B 1/16
2/69
8,534,233 B1 * 9/2013 Han A01K 27/003
119/792

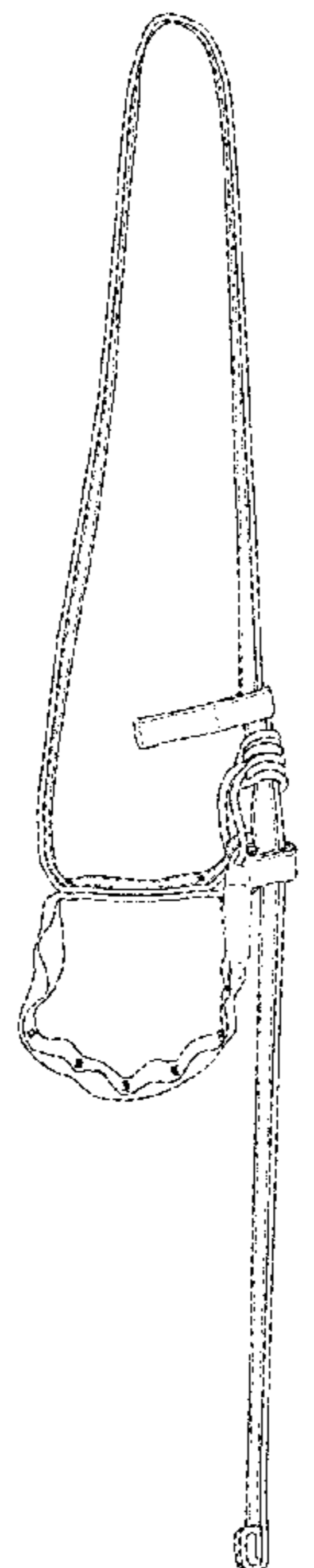
D694,478 S * 11/2013 Ali D30/153
8,701,826 B2 * 4/2014 Smith A62B 35/04
182/3
D719,303 S * 12/2014 Anderson D29/124
* cited by examiner

Primary Examiner — Randall H Gholson
(74) *Attorney, Agent, or Firm* — Johnston Holroyd IP
Law; Mary-Jacq Holroyd

(57) **CLAIM**
The ornamental design for a fireman's carry strap, as shown
and described.

DESCRIPTION
FIG. 1 is a left side view of a fireman's carry strap showing
my new design;
FIG. 2 is a right side view of the fireman's carry strap;
FIG. 3 is a side view of the right side of the fireman's carry
strap;
FIG. 4 is a close up right side view of FIG. 3;
FIG. 5 is a side view of the right side of the fireman's carry
strap;
FIG. 6 is a close up right side view of FIG. 5;
FIG. 7 is back view of the fireman's carry strap;
FIG. 8 is a close up partial back view of FIG. 7;
FIG. 9 is a left side view of the fireman's carry strap;
FIG. 10 is a close up partial side view of FIG. 9;
FIG. 11 is a front view of the fireman's carry strap; and,
FIG. 12 is a close up partial front view of FIG. 11.
FIGS. 3, 4, 7, 8, 11 and 12 show the design in alternate
configurations for clarity of disclosure.
The broken lines shown in the drawings show unclaimed
features of the fireman's carry strap and form no part of the
claimed design.

1 Claim, 4 Drawing Sheets



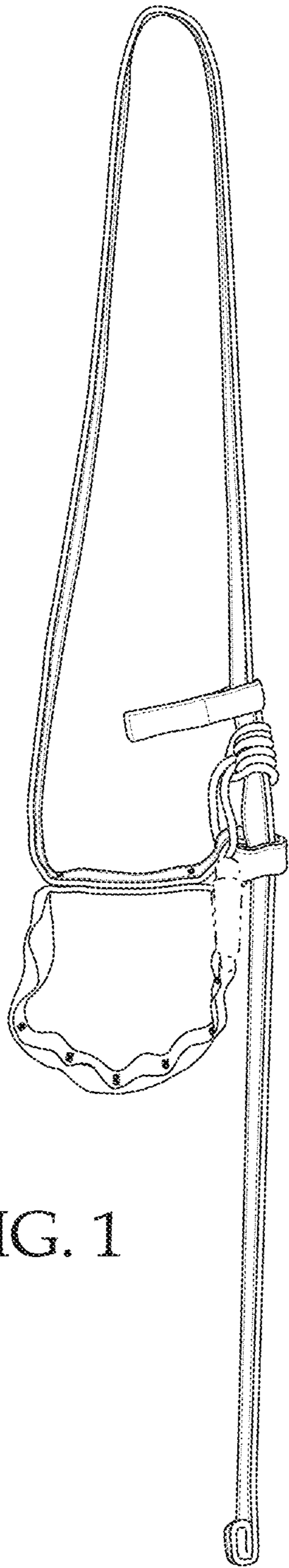


FIG. 1

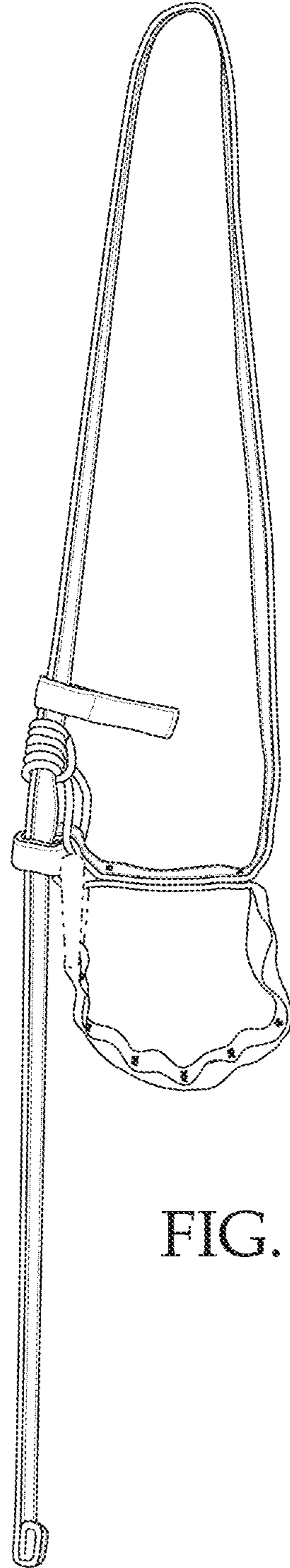


FIG. 2

