



US00D828634S

(12) **United States Design Patent**
Ikeda et al.

(10) **Patent No.:** **US D828,634 S**
(45) **Date of Patent:** **** Sep. 11, 2018**

(54) **HELMET**

(71) Applicant: **SHOEI CO., LTD.**, Tokyo (JP)

(72) Inventors: **Yoshiyuki Ikeda**, Tokyo (JP); **Banri Fukuyama**, Tokyo (JP)

(73) Assignee: **SHOEI CO., LTD.**, Tokyo (JP)

(**) Term: **15 Years**

(21) Appl. No.: **29/609,850**

(22) Filed: **Jul. 6, 2017**

(30) **Foreign Application Priority Data**

Feb. 2, 2017 (JP) 2017-001873

(51) **LOC (11) Cl.** **29-02**

(52) **U.S. Cl.**
USPC **D29/122**

(58) **Field of Classification Search**
USPC D29/100, 102, 104, 105, 106, 107, 108,
D29/109, 110, 122
CPC .. A42B 1/066; A42B 1/00; A42B 1/06; A42B
3/228; A42B 3/00; A42B 3/08; A42B
3/32; A42B 3/222; A42B 3/20; A42B
3/227; A42B 3/105; A42B 3/04; A42B
3/06; A42B 3/0406; A42B 3/18; A42B
3/166; A42B 3/16; A42B 3/22; A42B
3/0473; A42B 3/127; A63B 71/10; A63B
71/105; A41D 13/0512
See application file for complete search history.

(56) **References Cited**

U.S. PATENT DOCUMENTS

D602,206 S 10/2009 Kim
D621,550 S 8/2010 Shida
D622,005 S 8/2010 Shida
D627,520 S 11/2010 Choi
D638,172 S 5/2011 Lebel
D672,097 S 12/2012 Gendron

D673,734 S 1/2013 Hwang
D711,051 S * 8/2014 Noordzij D29/122
D739,609 S 9/2015 Kimura
D740,496 S * 10/2015 Noordzij D29/122
D747,556 S 1/2016 Fujita
D748,347 S 1/2016 Noordzij
D749,270 S 2/2016 Lee
D749,788 S 2/2016 Lee
D749,789 S 2/2016 Lee
D749,790 S 2/2016 Wako

(Continued)

OTHER PUBLICATIONS

Notice of Allowance dated May 29, 2018 for U.S. Appl. No. 29/609,848 (6 pages).

Primary Examiner — Randall H Gholson
(74) *Attorney, Agent, or Firm* — James R. Gourley;
Carstens & Cahoon, LLP

(57) **CLAIM**

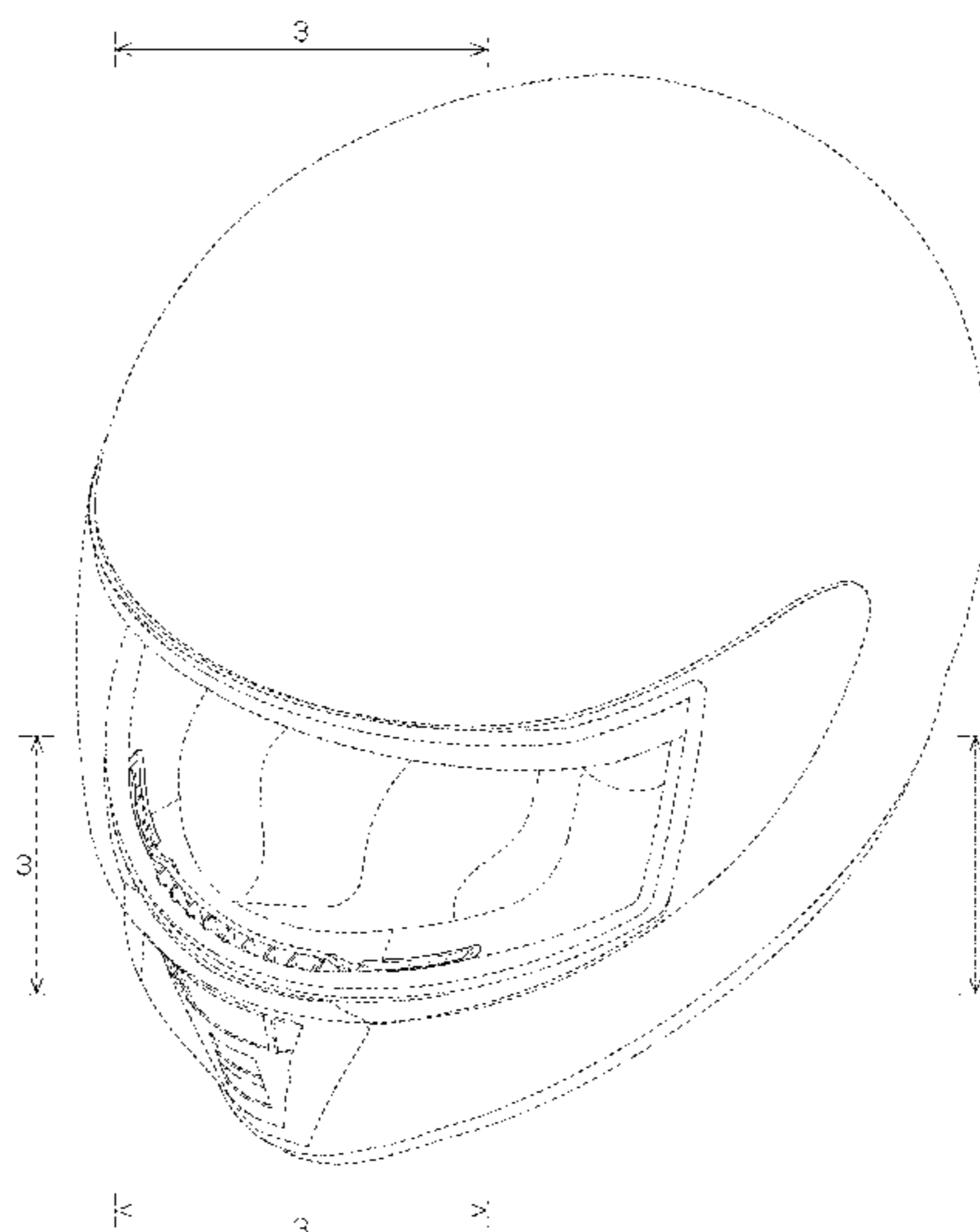
The ornamental design for a helmet, as shown and described.

DESCRIPTION

FIG. 1 is a front perspective view of a helmet showing our new design;
FIG. 2 is a front view thereof;
FIG. 3 is an enlarged view of the portion indicated by crop lines 3-3 in FIG. 1 thereof;
FIG. 4 is an enlarged view of the portion indicated by crop lines 4-4 in FIG. 2 thereof;
FIG. 5 is a partial enlarged cross-sectional view taken along line 5-5 in FIG. 2 thereof; and,
FIG. 6 is an enlarged cross-sectional view taken along line 6-6 in FIG. 5 thereof.

The broken lines illustrate portions of the helmet and form no part of the claimed design. The dash-dotted lines denote the boundary of the claim and form no part of the claimed design.

1 Claim, 6 Drawing Sheets



(56)

References Cited

U.S. PATENT DOCUMENTS

D751,767 S 3/2016 Shida
D796,117 S 8/2017 Shida

* cited by examiner

Fig.1

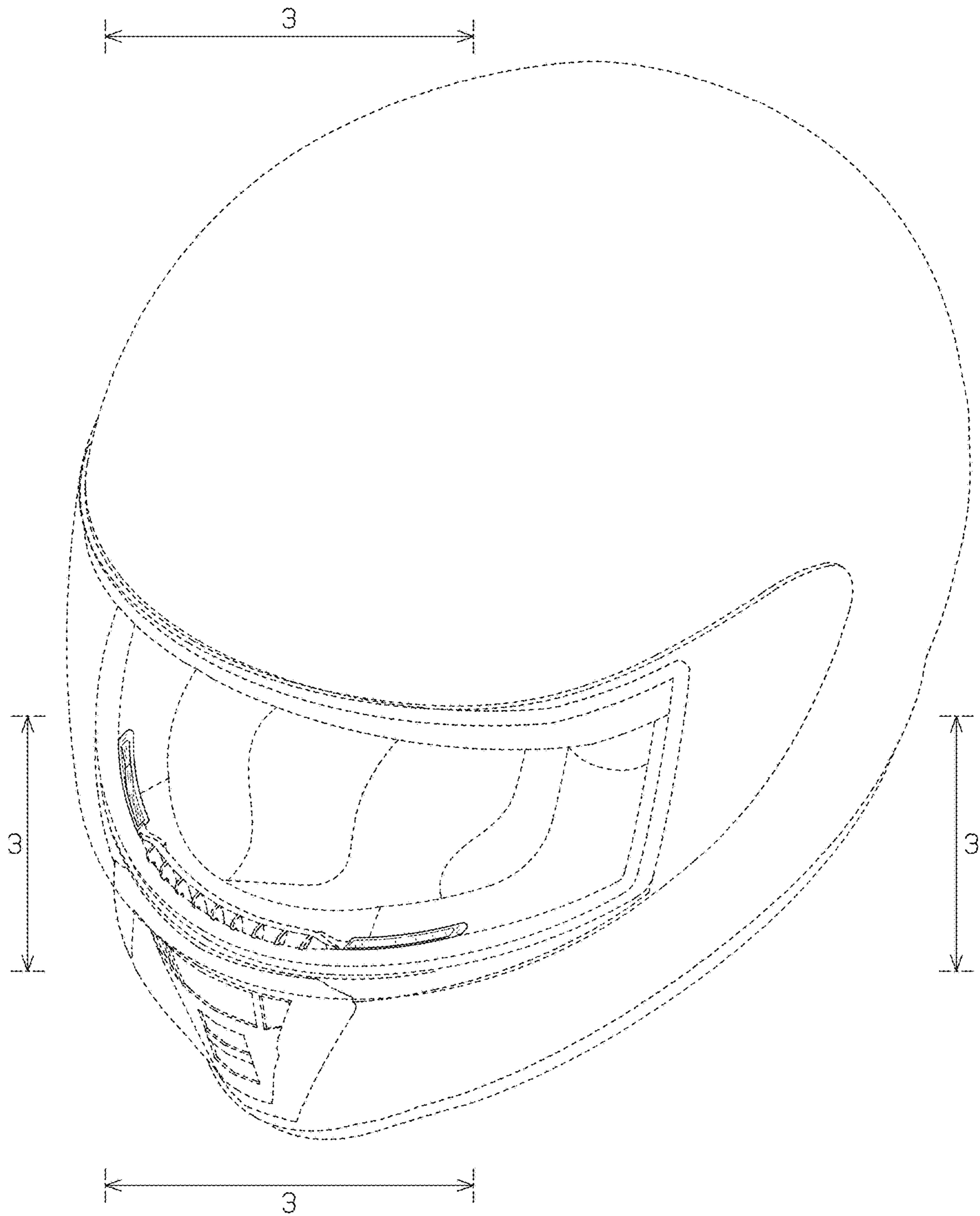


Fig.2

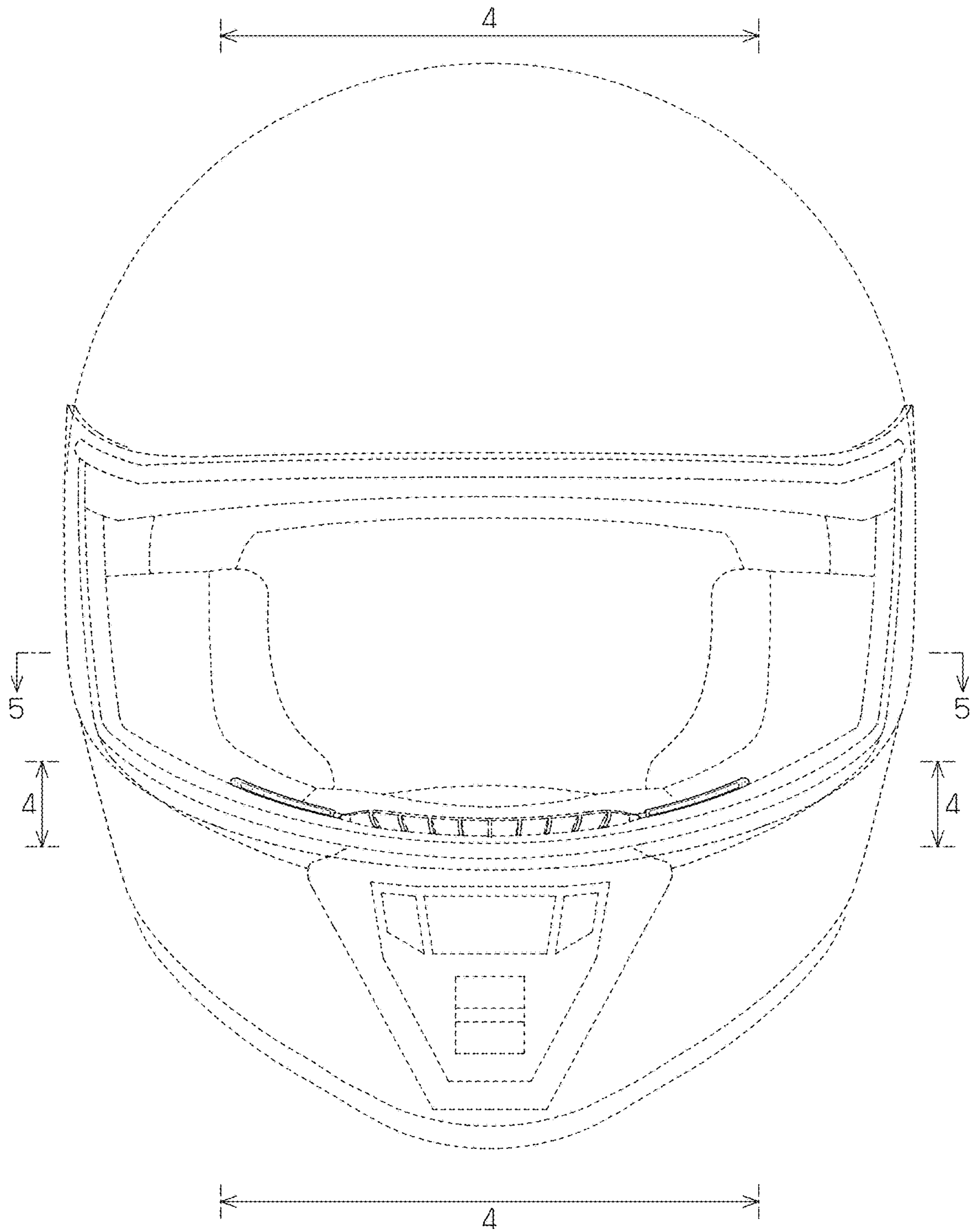
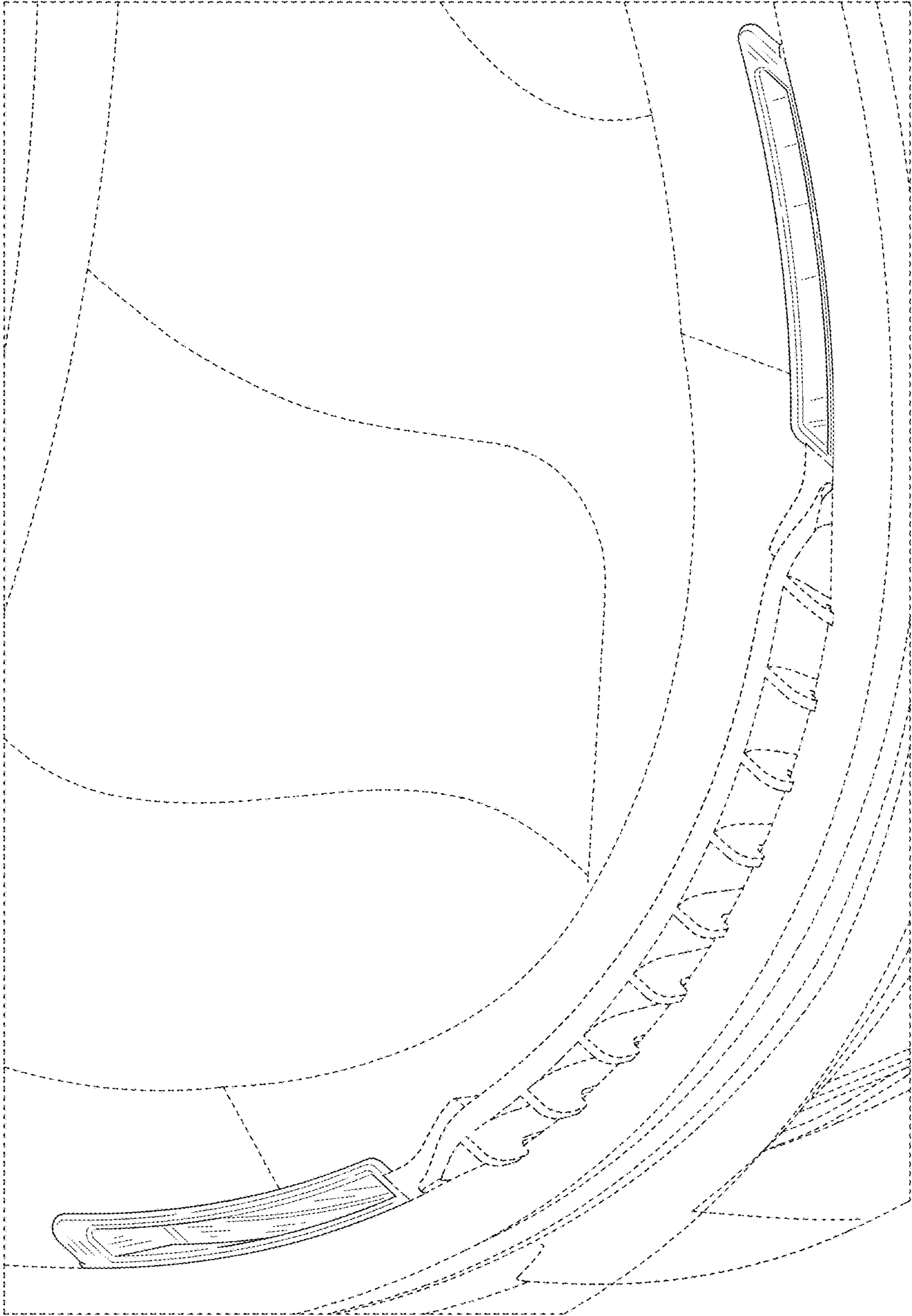


Fig.3



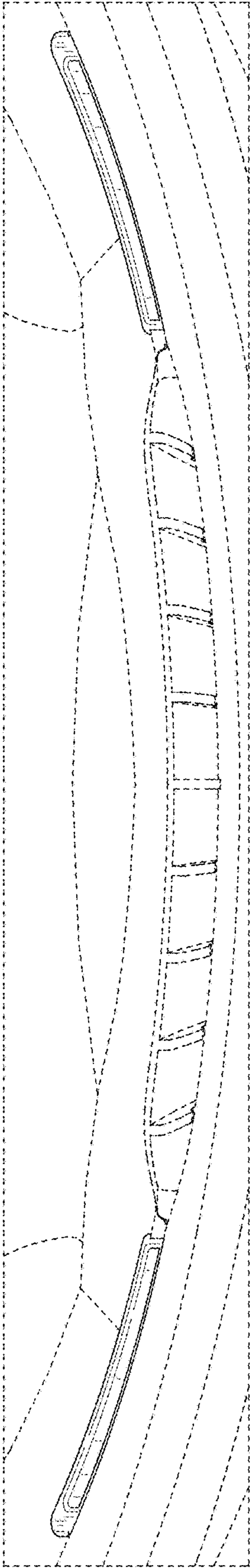
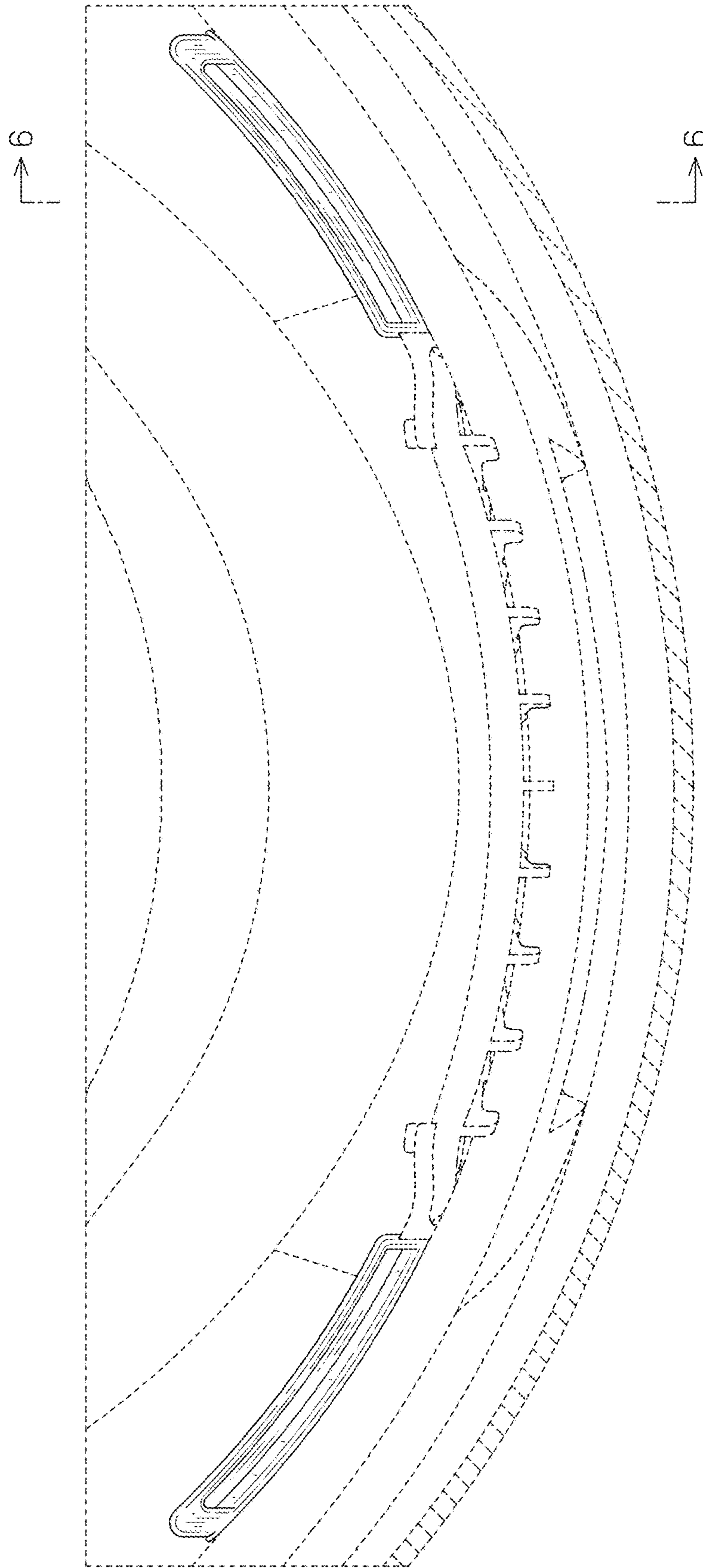


Fig.4

Fig.5



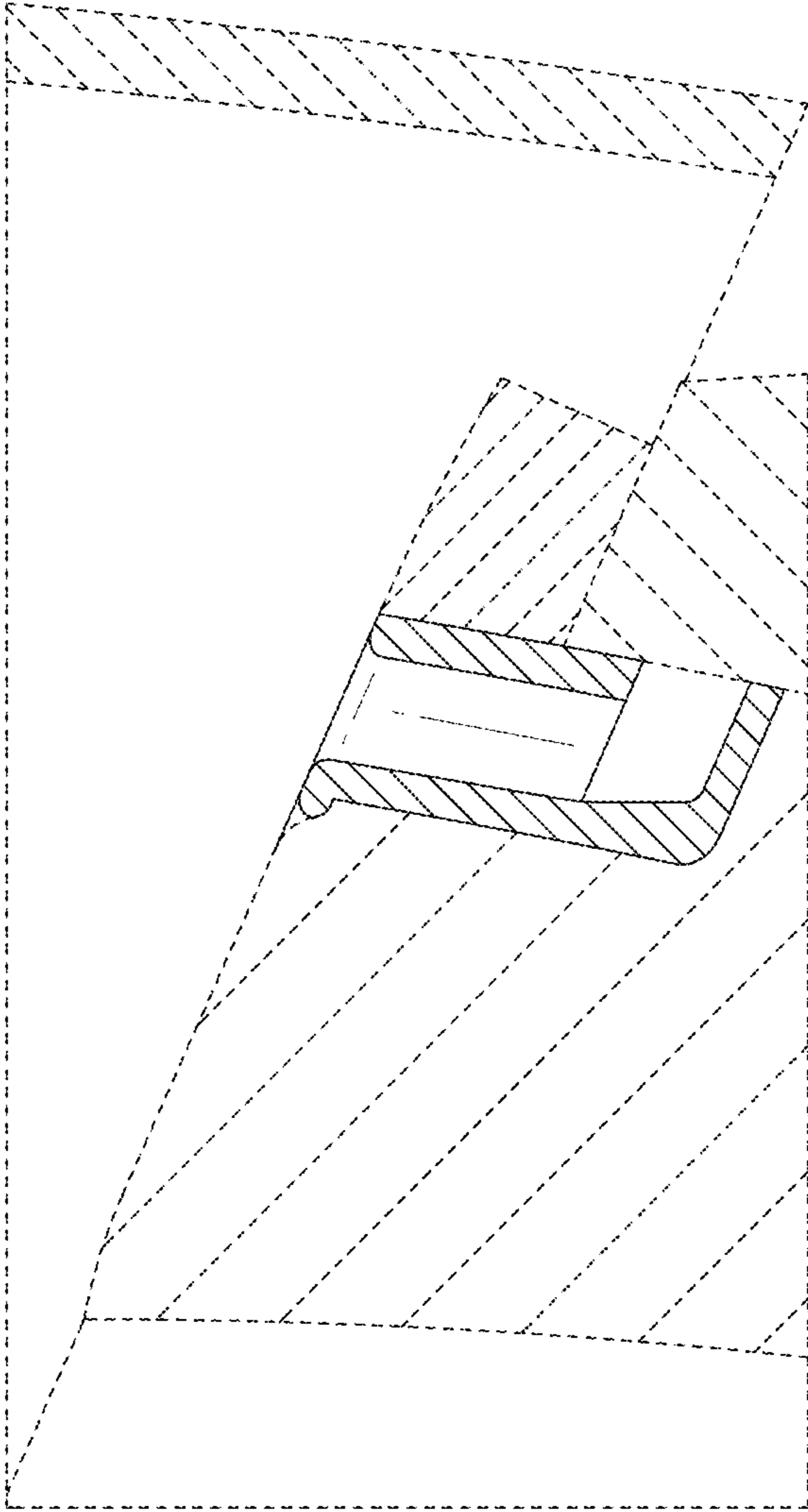


Fig.6