



US00D828630S

(12) **United States Design Patent** (10) **Patent No.:** **US D828,630 S**  
**Beland et al.** (45) **Date of Patent:** **\*\* Sep. 11, 2018**

(54) **BOMB DISPOSAL SUIT**  
(71) Applicant: **Med-Eng, LLC**, Jacksonville, FL (US)  
(72) Inventors: **Rob Beland**, Pickering (CA); **Magda Slobozianu**, Ottawa (CA); **Luciana Scafita**, Ottawa (CA); **Aris Makris**, Ottawa (CA); **Norma Hammond**, Ottawa (CA); **Troy Sauve**, Ottawa (CA); **Michael Ma**, Valencia, CA (US)

D429,384 S \* 8/2000 Crupi ..... D29/100  
D435,697 S \* 12/2000 James ..... D29/100  
D475,812 S \* 6/2003 Kalaam ..... D29/100  
D559,466 S \* 1/2008 Crossman ..... D29/100  
D562,501 S \* 2/2008 Kalaam ..... D29/100  
D629,568 S \* 12/2010 Reynolds ..... D29/100  
D635,304 S \* 3/2011 Reynolds ..... D29/100  
8,662,528 B1 \* 3/2014 Abdulaziz ..... A41D 13/018  
2/455

\* cited by examiner

(73) Assignee: **Med-Eng, LLC**, Jacksonville, FL (US)  
(\*\*) Term: **15 Years**

*Primary Examiner* — Randall H Gholson  
(74) *Attorney, Agent, or Firm* — Kane Kessler, P.C.; Paul E. Szabo

(21) Appl. No.: **29/599,867**  
(22) Filed: **Apr. 7, 2017**

(57) **CLAIM**

The ornamental design for a bomb disposal suit, as shown.

**Related U.S. Application Data**

**DESCRIPTION**

(62) Division of application No. 29/533,844, filed on Jul. 22, 2015, now Pat. No. Des. 787,131.  
(51) **LOC (11) Cl.** ..... **29-02**  
(52) **U.S. Cl.**  
USPC ..... **D29/100**  
(58) **Field of Classification Search**  
USPC ... D29/100, 101, 101.1, 101.2, 101.3, 101.4, D29/101.5; D2/728, 750, 828, 829, 830, D2/831; 2/85, 93, 94, 108; 182/3, 4, 5, 182/6, 7, 8, 9, 129  
CPC ..... F41H 1/00; F41H 1/08  
See application file for complete search history.

FIG. 1 is a perspective view of a bomb disposal suit that is an embodiment of the invention;  
FIG. 2 is a front elevational view of the bomb disposal suit of FIG. 1;  
FIG. 3 is a right side elevational view of the bomb disposal suit of FIG. 1;  
FIG. 4 is a left side elevational view of the bomb disposal suit of FIG. 1;  
FIG. 5 is a back elevational view of the bomb disposal suit of FIG. 1;  
FIG. 6 is a top plan view of the bomb disposal suit of FIG. 1; and,  
FIG. 7 is a bottom plan view of the bomb disposal suit of FIG. 1.


The material shown in broken lines is environment and forms no part of the claimed design.


(56) **References Cited**

**U.S. PATENT DOCUMENTS**

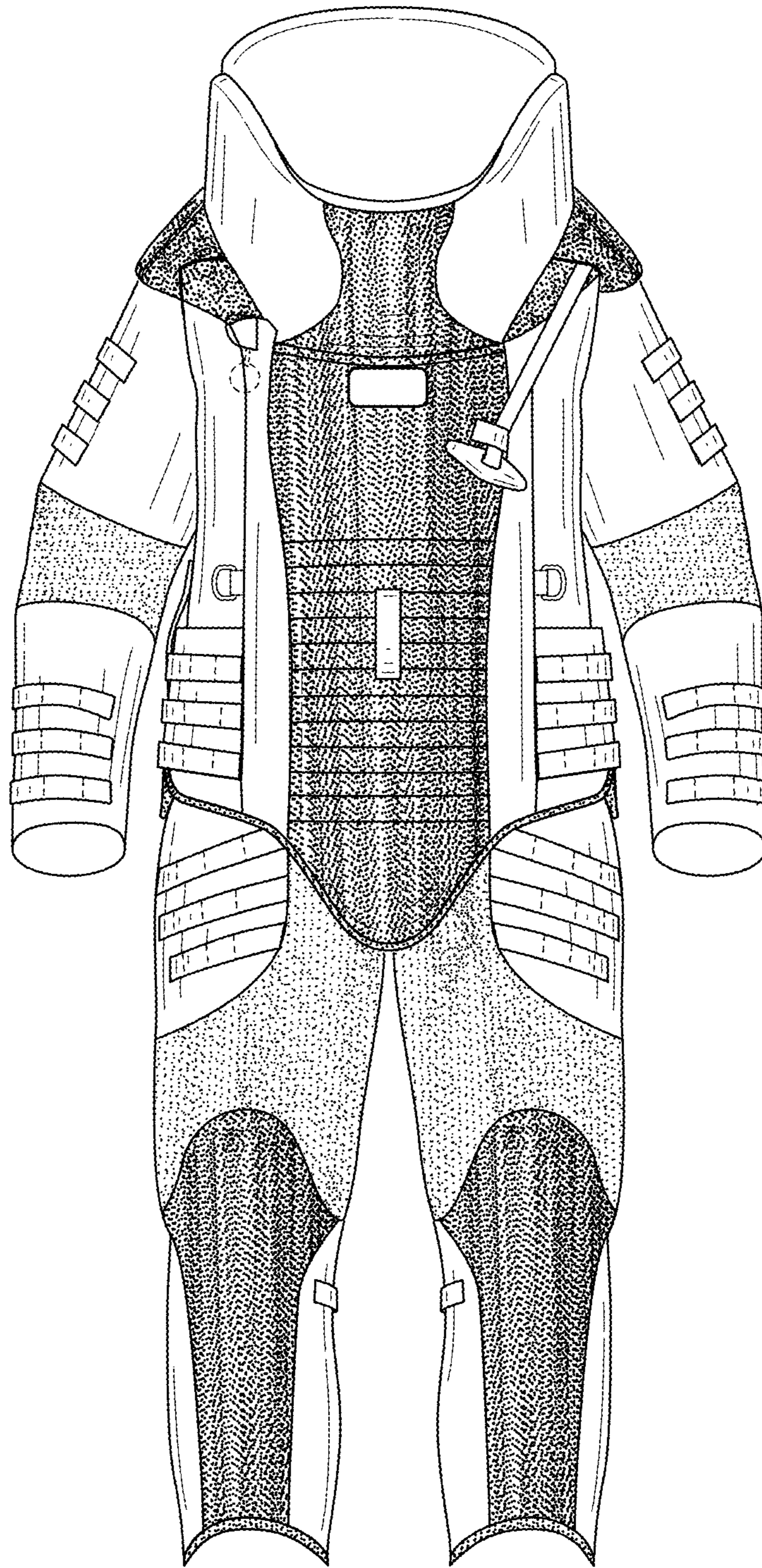
5,946,719 A \* 9/1999 Crupi ..... A41D 13/0512  
2/410  
5,966,747 A \* 10/1999 Crupi ..... F41H 1/02  
2/2.5

**1 Claim, 5 Drawing Sheets**





**FIG. 1**



**FIG. 2**

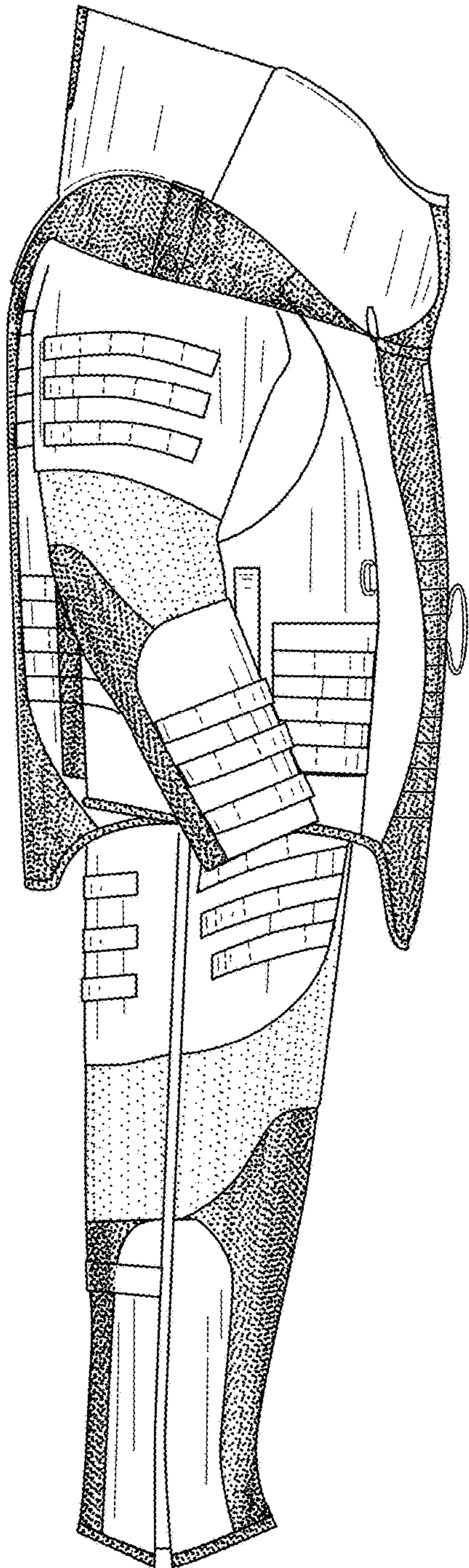


FIG. 3

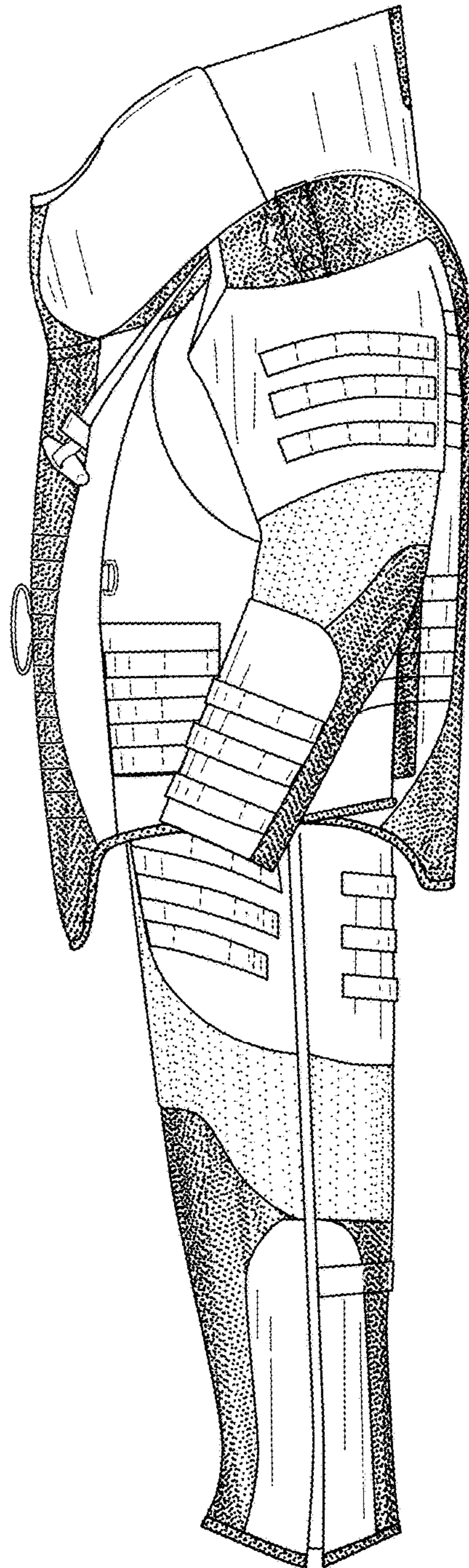
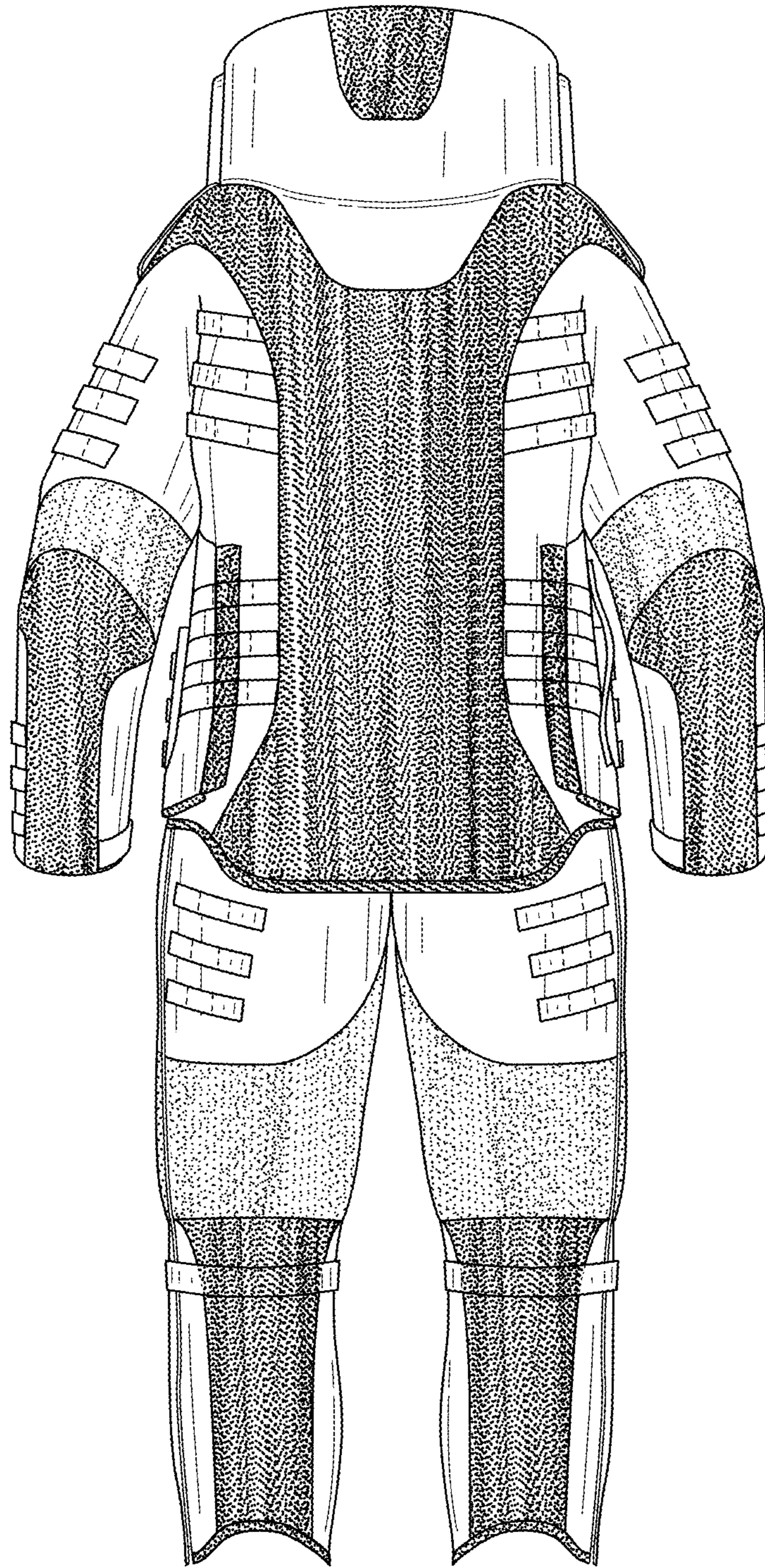


FIG. 4



**FIG. 5**

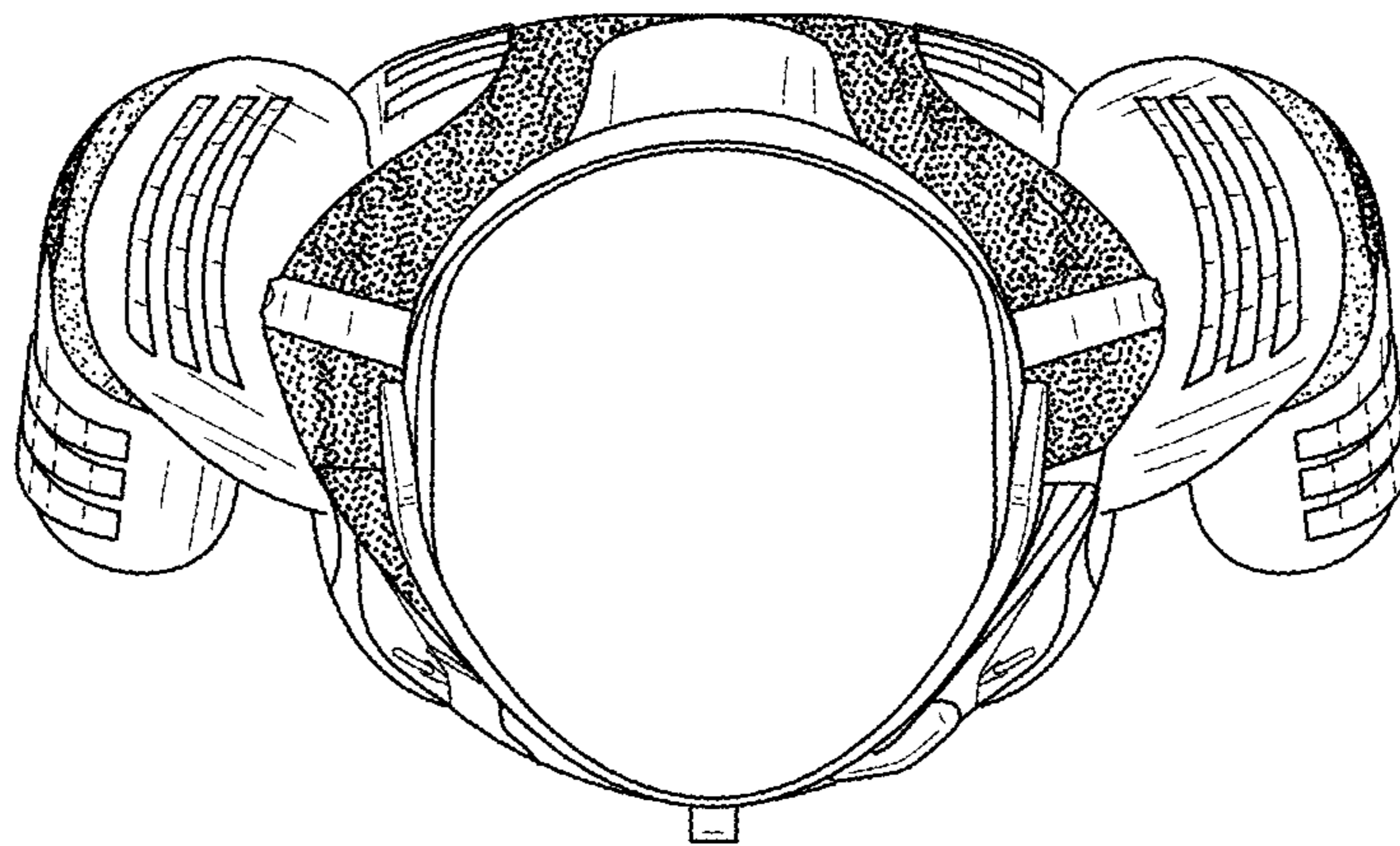


FIG. 6

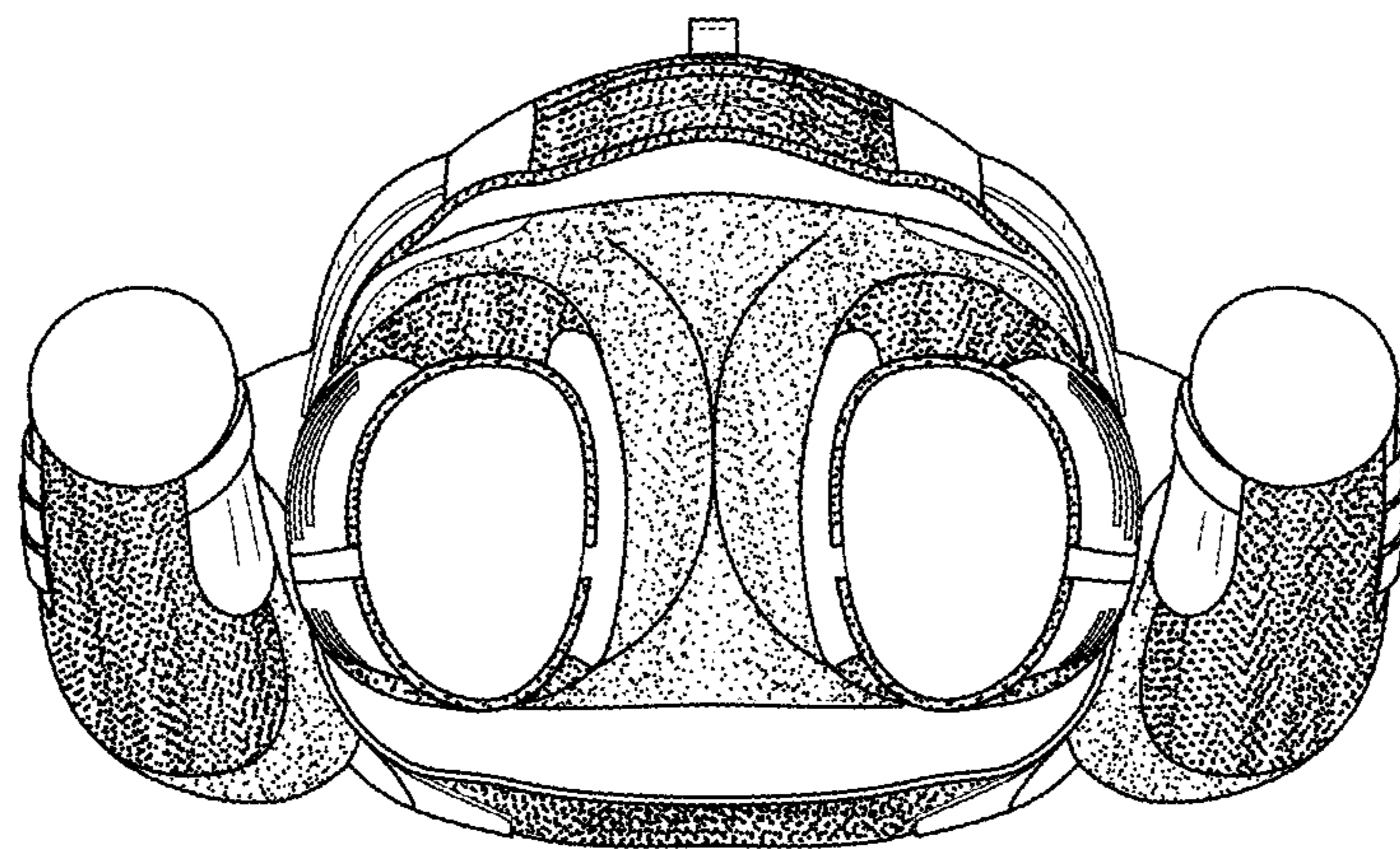


FIG. 7