



US00D828627S

(12) **United States Design Patent**
Szymanski et al.

(10) **Patent No.:** **US D828,627 S**

(45) **Date of Patent:** **** Sep. 11, 2018**

(54) **SHAVING DEVICE**

(71) Applicants: **Aaron Szymanski**, Thomaston, CT
(US); **Anand Khubani**, Towaco, NJ
(US); **Eric Langberg**, Milford, PA (US)

(72) Inventors: **Aaron Szymanski**, Thomaston, CT
(US); **Anand Khubani**, Towaco, NJ
(US); **Eric Langberg**, Milford, PA (US)

(73) Assignee: **IdeaVillage Products Corporation**,
Wayne, NJ (US)

(**) Term: **15 Years**

(21) Appl. No.: **29/620,947**

(22) Filed: **Sep. 1, 2017**

(51) **LOC (11) Cl.** **28-03**

(52) **U.S. Cl.**
USPC **D28/51**

(58) **Field of Classification Search**
USPC D28/45-54
CPC B26B 19/14; B26B 19/141; B26B 19/143;
B26B 19/145; B26B 19/146; B26B
19/148; B26B 19/16; B26B 19/18; B26B
19/20-19/205; B26B 19/3853-19/386;
B26B 19/10-19/107; B26B 19/00-19/08
See application file for complete search history.

(56) **References Cited**

U.S. PATENT DOCUMENTS

D519,678 S * 4/2006 Butcher D28/51

D675,378 S * 1/2013 Boulanger D28/46
D696,460 S * 12/2013 Prat-Pfister D28/53
D696,461 S * 12/2013 Prat-Pfister D28/53
D758,016 S * 5/2016 Andersson D28/51
D758,661 S * 6/2016 Andersson D28/51
D758,662 S * 6/2016 De Klein D28/51
9,381,655 B2 * 7/2016 Lau B26B 19/06
D776,878 S * 1/2017 Andersson D28/54
D805,691 S * 12/2017 De Klein D28/51

* cited by examiner

Primary Examiner — Jennifer Rivard

(74) *Attorney, Agent, or Firm* — Dan DeLaRosa

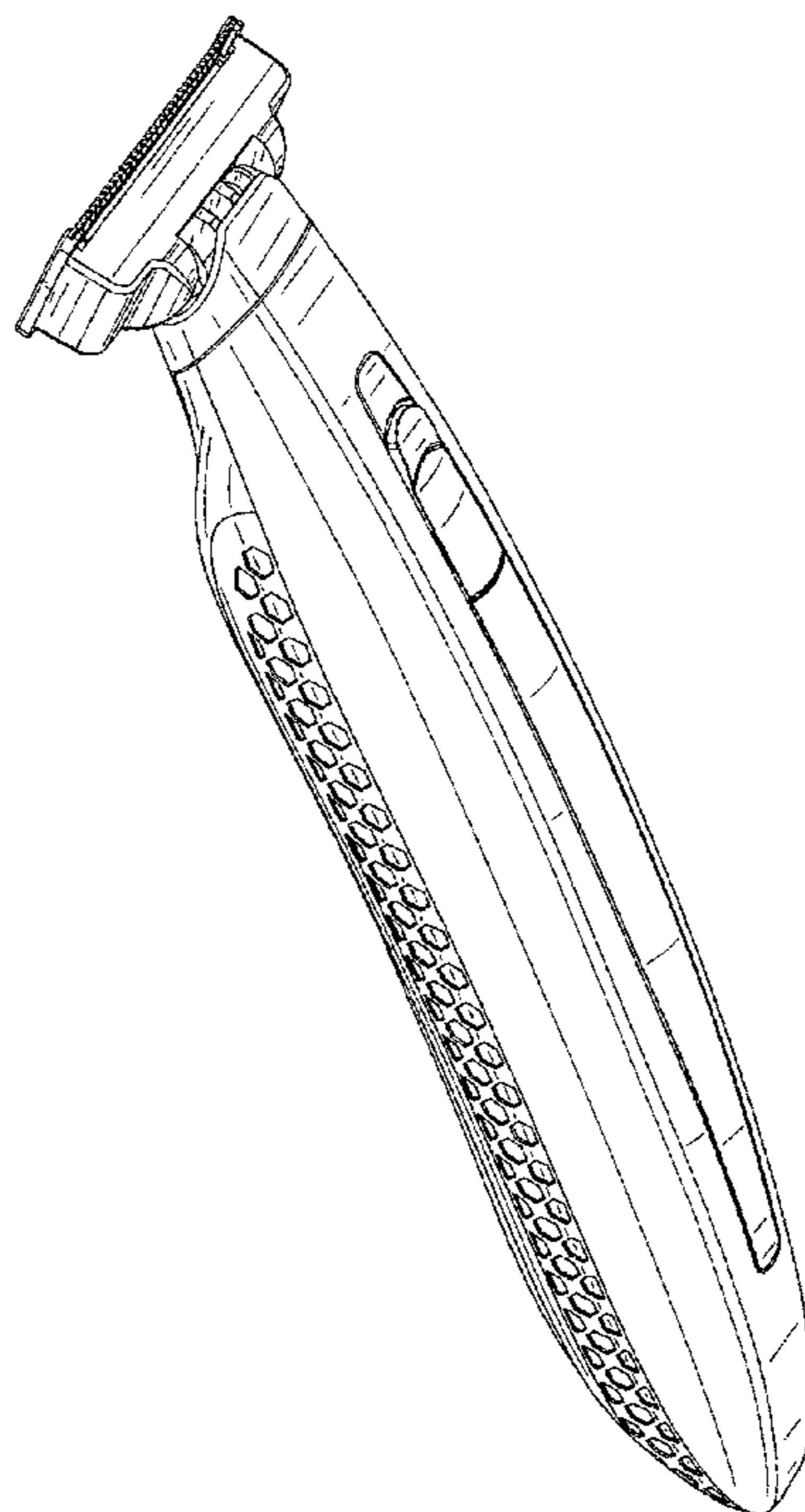
(57) **CLAIM**

The ornamental design for a shaving device, as shown and described.

DESCRIPTION

FIG. 1 is a front perspective view of a shaving device of the present invention showing my new design;
FIG. 2 is a front side elevation view thereof;
FIG. 3 is a back side elevation view thereof;
FIG. 4 is a side elevation view thereof;
FIG. 5 is another side elevation view thereof;
FIG. 6 is a top plan view thereof; and,
FIG. 7 is a bottom plan view thereof.

1 Claim, 6 Drawing Sheets



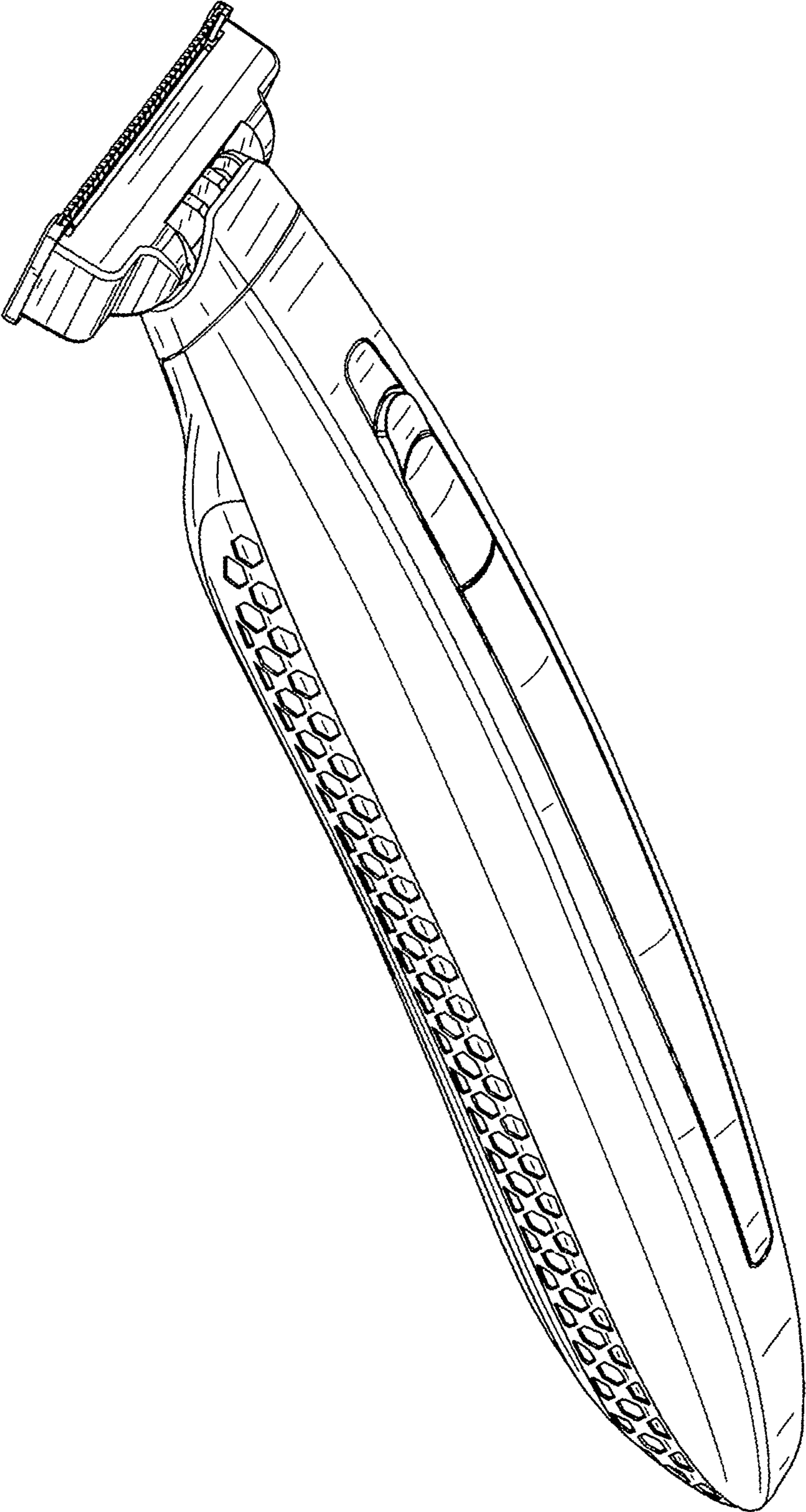


FIG. 1

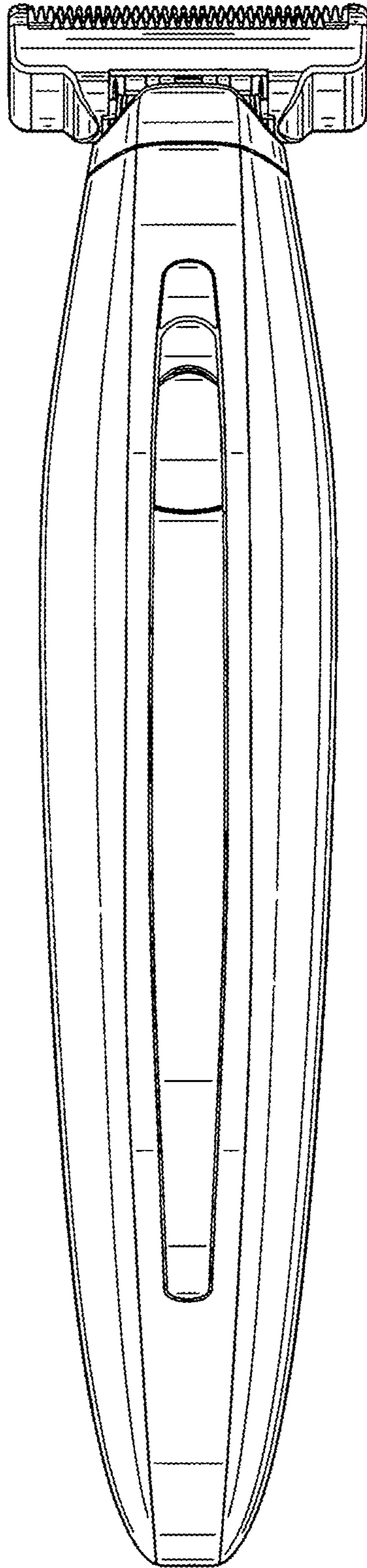


FIG. 2

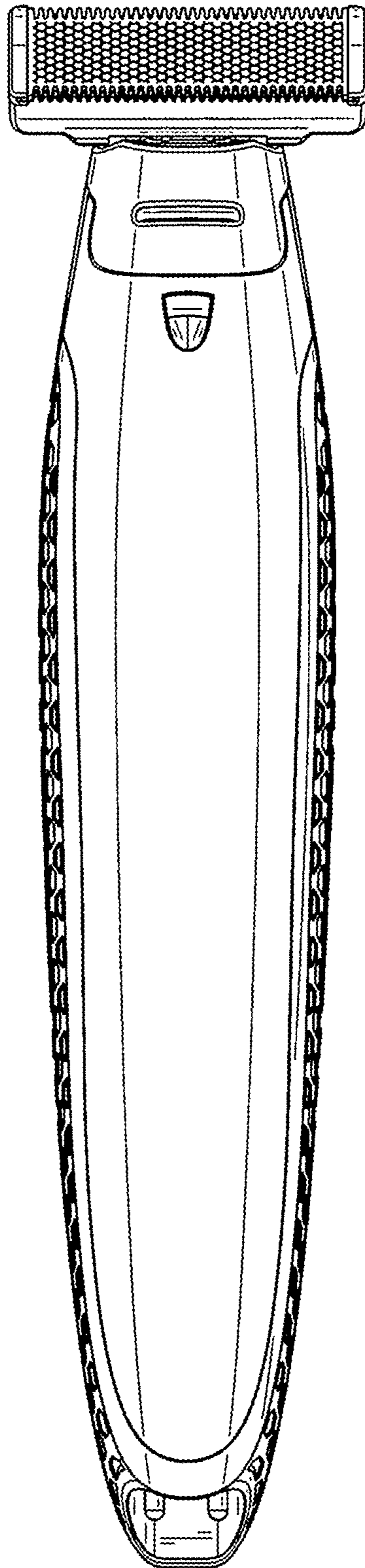


FIG. 3

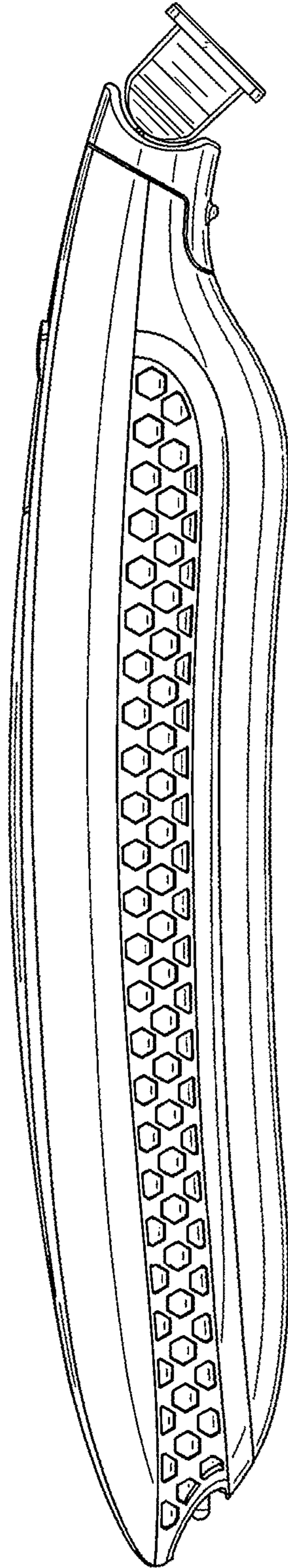


FIG. 4

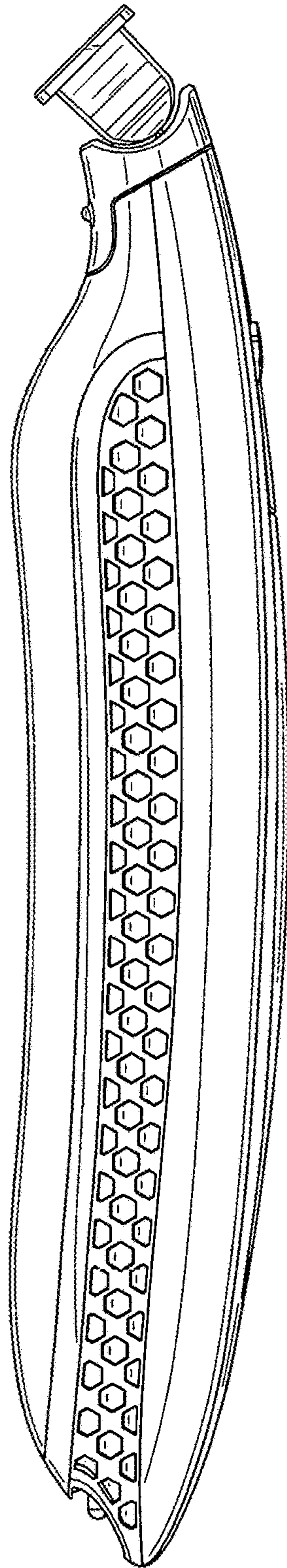


FIG. 5

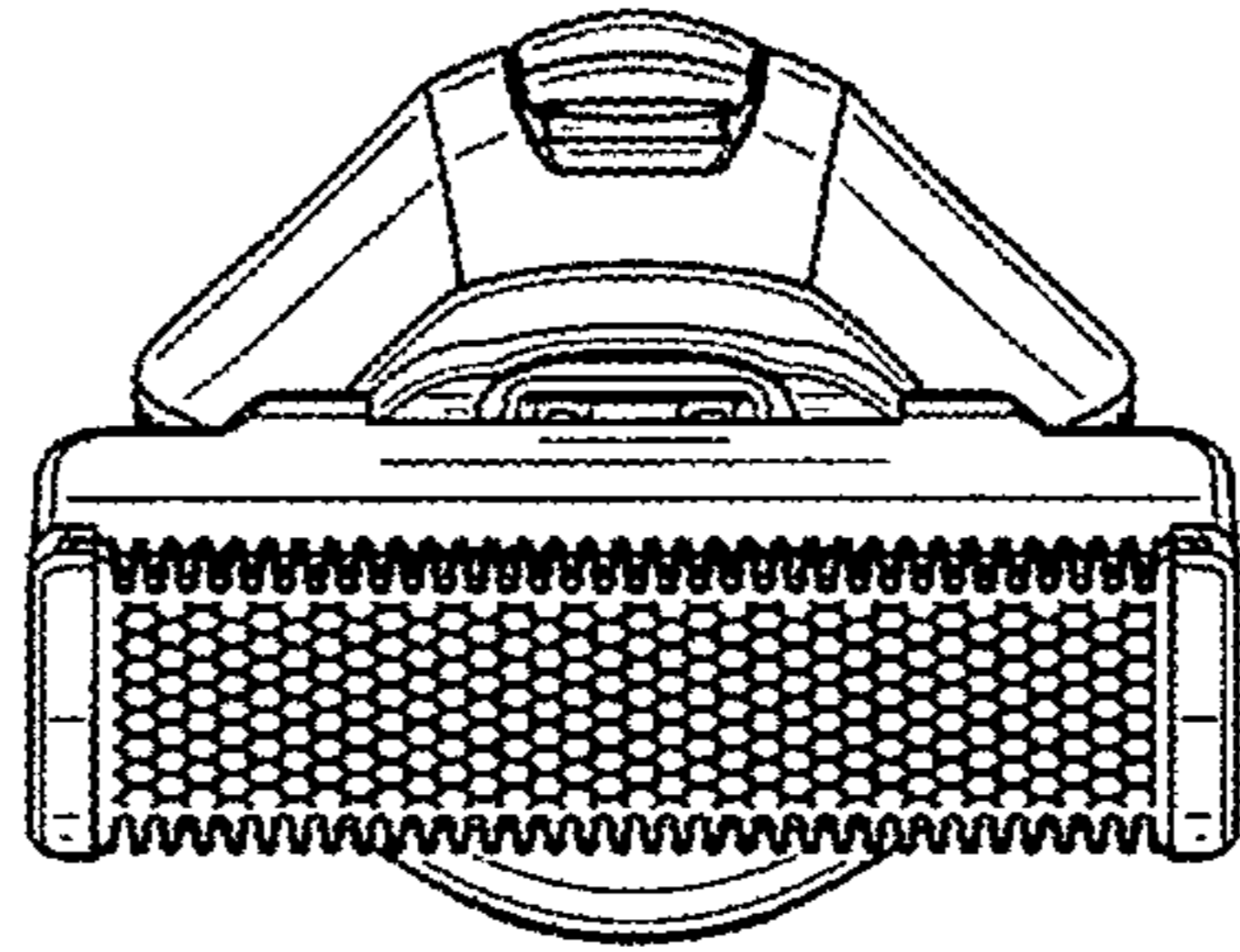


FIG. 6

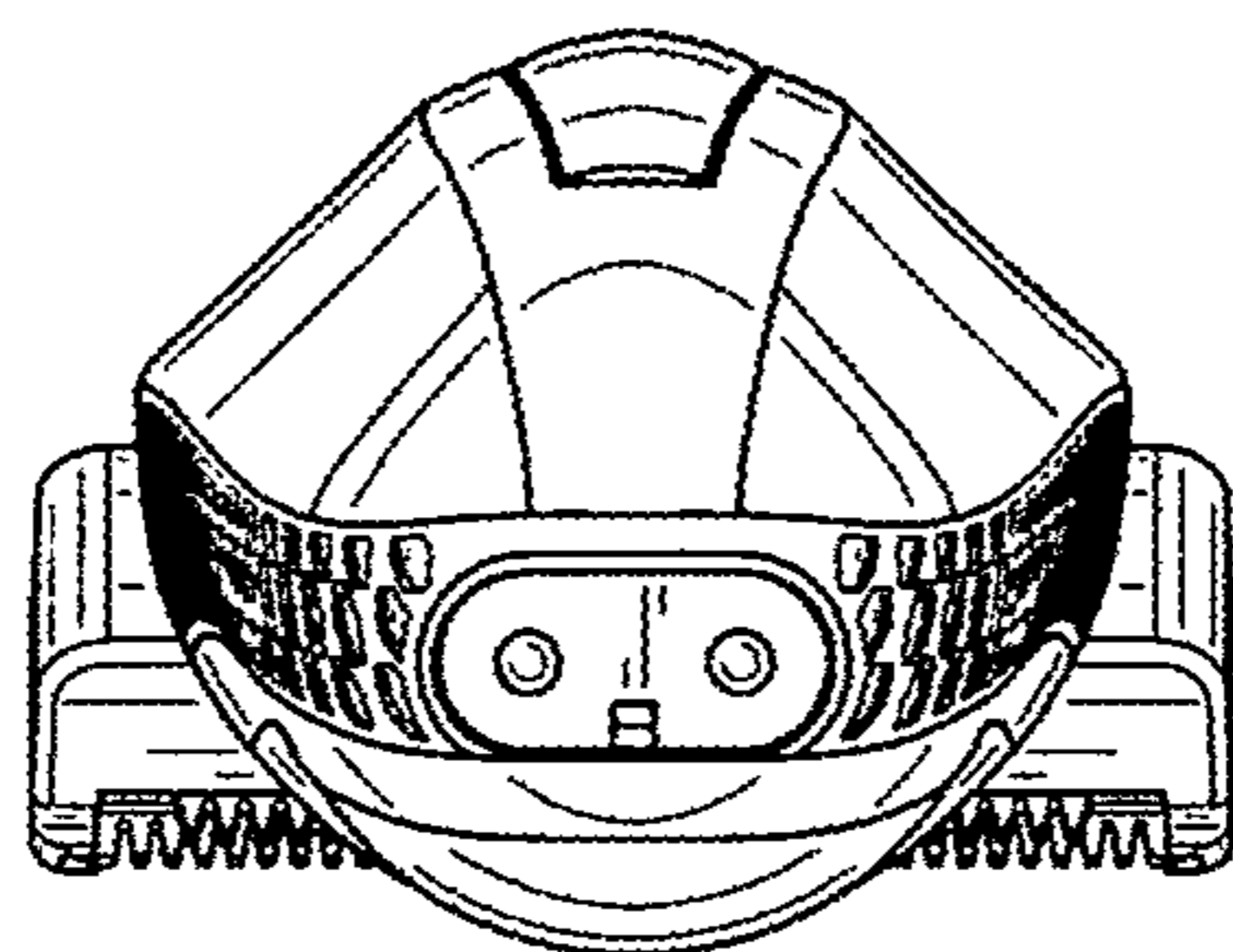


FIG. 7