



US00D828616S

(12) **United States Design Patent** (10) **Patent No.:** **US D828,616 S**
Pouzet (45) **Date of Patent:** **** Sep. 11, 2018**

(54) **PLANT LAMP HEAD**
(71) Applicant: **Daniel Pouzet**, Draguignan (FR)
(72) Inventor: **Daniel Pouzet**, Draguignan (FR)
(73) Assignee: **Sage Vertical Garden Systems, LLC**,
Chicago, IL (US)
(**) Term: **15 Years**

D401,377 S * 11/1998 Eusterbrock D26/107
D600,849 S * 9/2009 Osgerby D26/107
D747,028 S * 1/2016 Liang D26/107
D771,859 S * 11/2016 Bracher D26/107

* cited by examiner

Primary Examiner — Brian N Vinson
(74) *Attorney, Agent, or Firm* — James P. Hanrath; Adam
K. Sacharoff; Much Shelist, P.C.

(21) Appl. No.: **29/610,120**
(22) Filed: **Jul. 10, 2017**

Related U.S. Application Data

(62) Division of application No. 29/568,246, filed on Jun.
16, 2016, now Pat. No. Des. 795,489.

(51) **LOC (11) Cl.** **26-03**

(52) **U.S. Cl.**
USPC **D26/113**

(58) **Field of Classification Search**
USPC D26/1, 24, 93, 104, 106, 107, 109, 110,
D26/113, 127

CPC F21S 6/00; F21S 6/043; F21S 8/08; F21V
21/00; F21V 21/02; F21W 2121/00;
F21W 2131/30

See application file for complete search history.

(56) **References Cited**

U.S. PATENT DOCUMENTS

D393,090 S * 3/1998 Giese D26/107
D401,004 S * 11/1998 Eusterbrock D26/107

(57) **CLAIM**

The ornamental design for a plant lamp head, as shown and
described.

DESCRIPTION

FIG. 1 is a front perspective view showing a plant lamp head
in accordance with one embodiment of the present inven-
tion;

FIG. 2 is a front elevation view of FIG. 1;

FIG. 3 is a rear elevation view of FIG. 1;

FIG. 4 is a right side view of FIG. 1;

FIG. 5 is a left side view of FIG. 1;

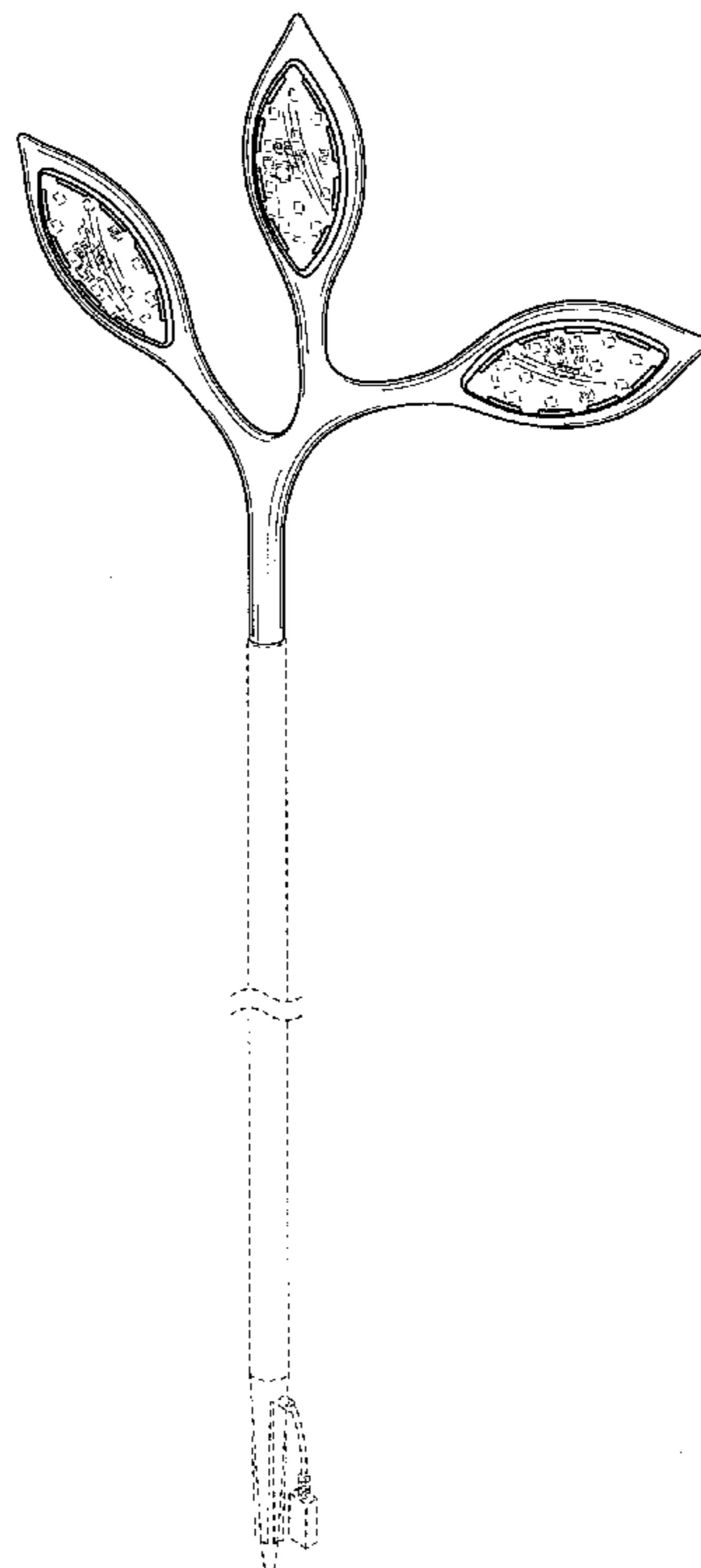
FIG. 6 is a top plan view of FIG. 1;

FIG. 7 is a bottom plan view of FIG. 1; and,

FIG. 8 is a rear perspective view of FIG. 1.

The broken-line disclosure represents the portion of the
plant lamp which forms no part of the claimed design.

1 Claim, 6 Drawing Sheets



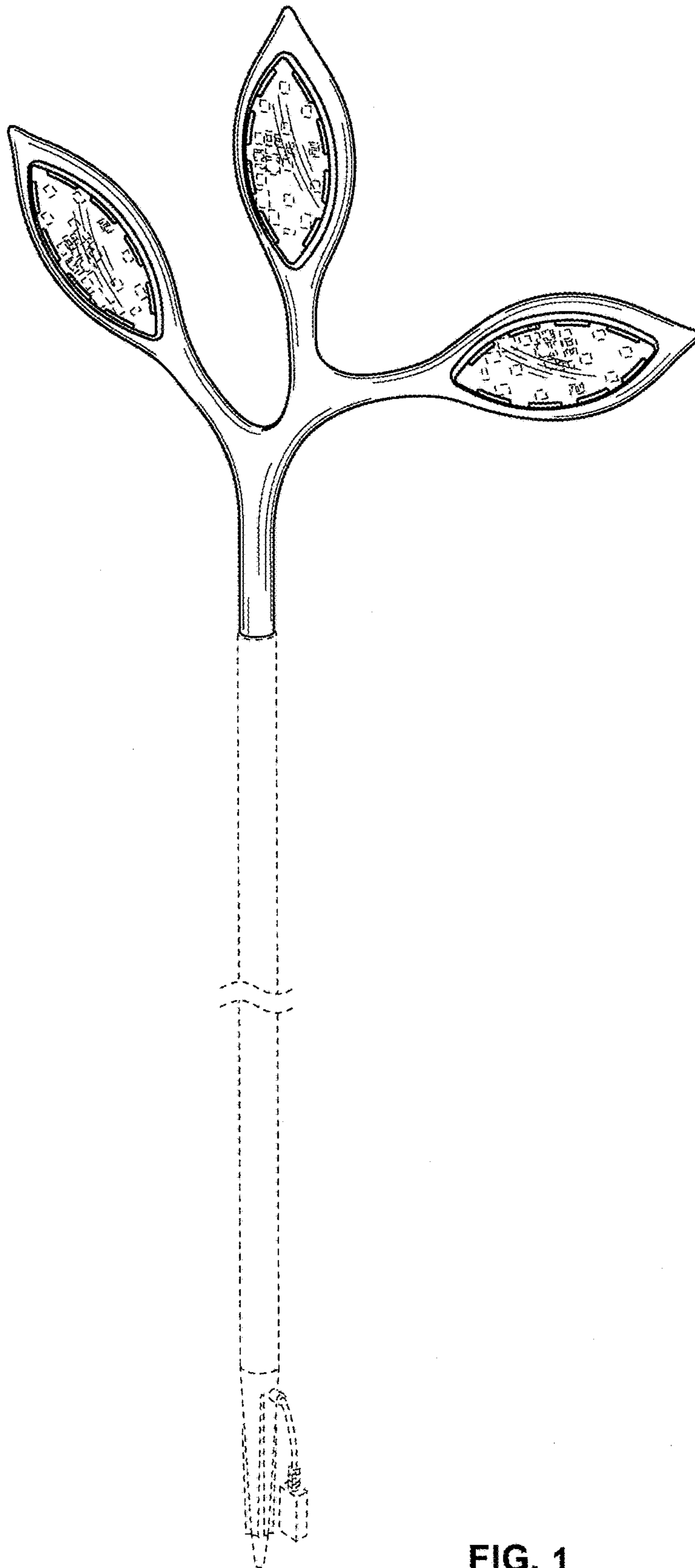


FIG. 1

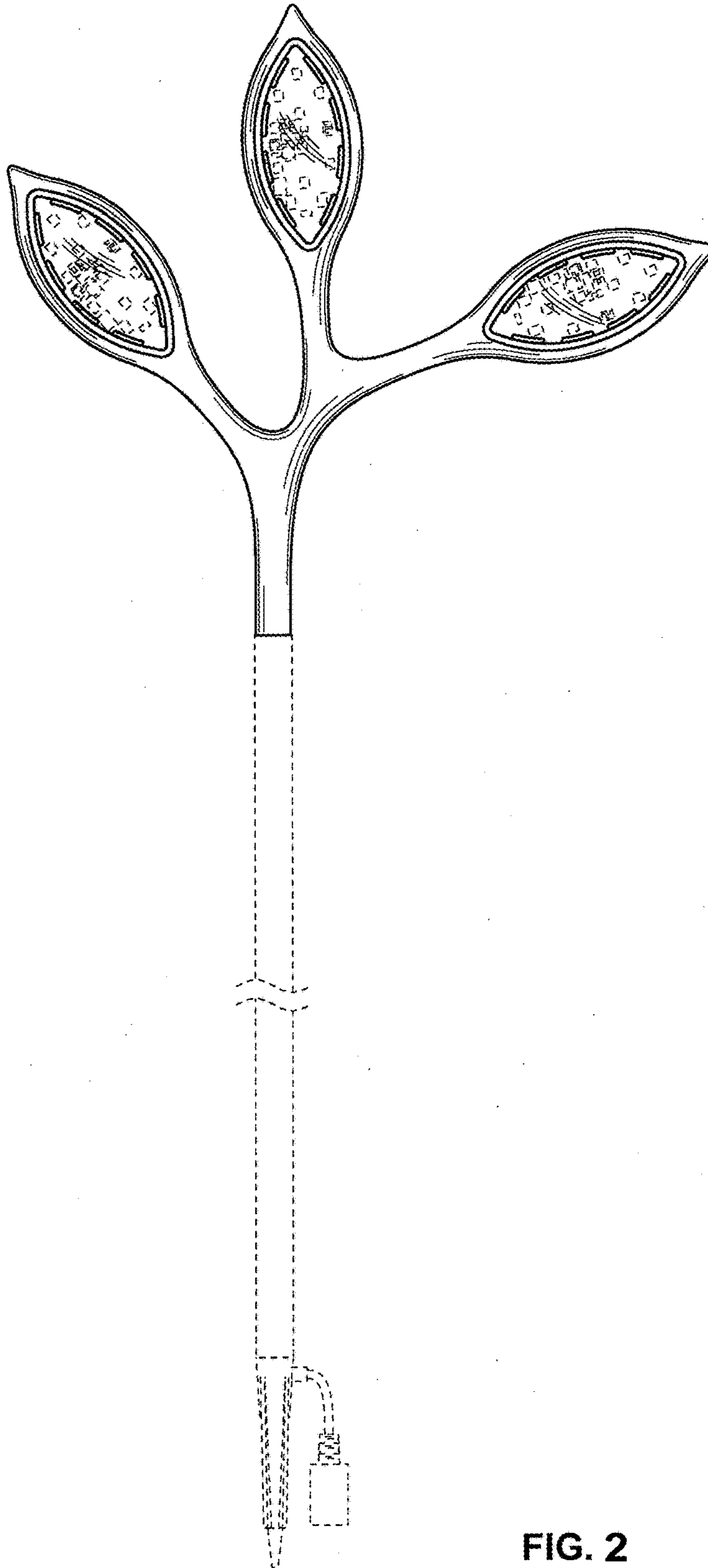


FIG. 2

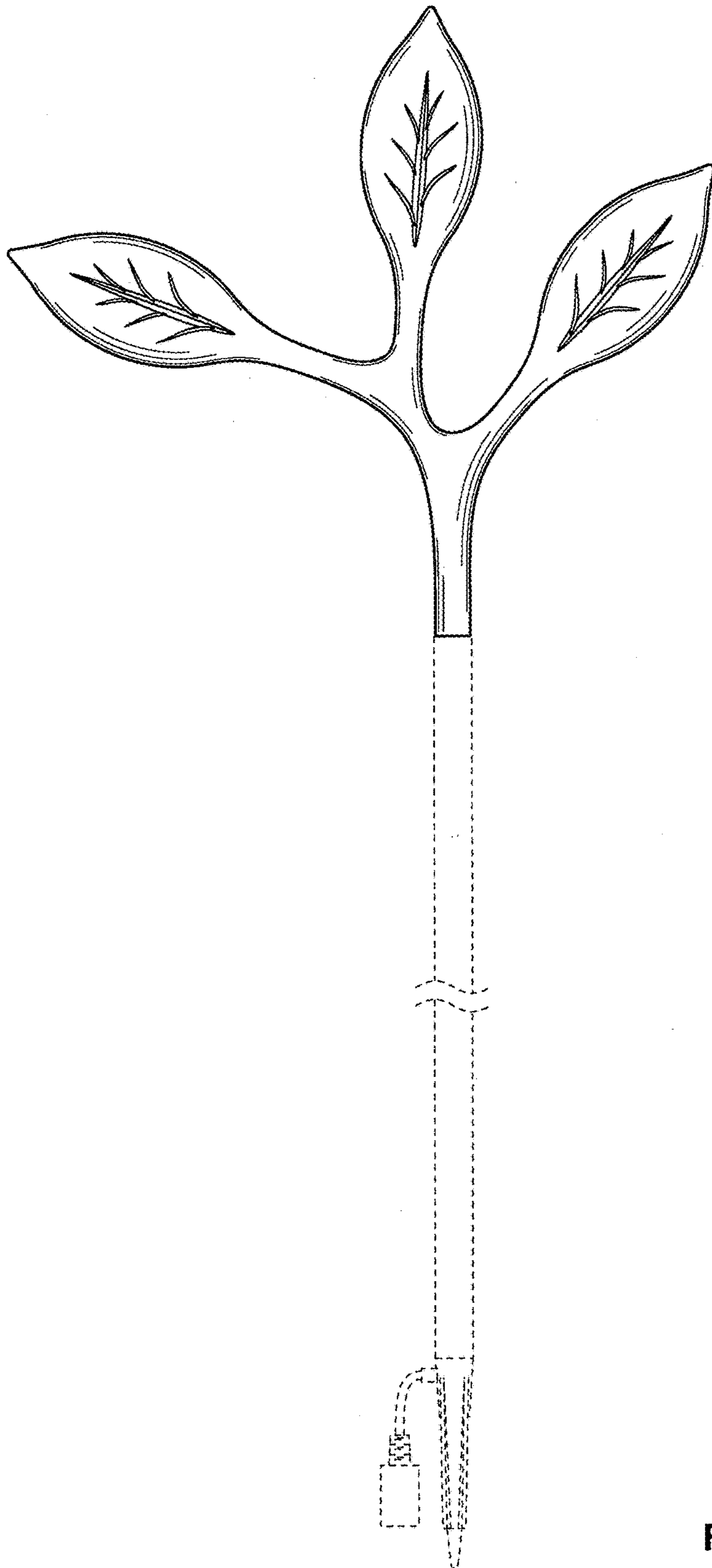


FIG. 3

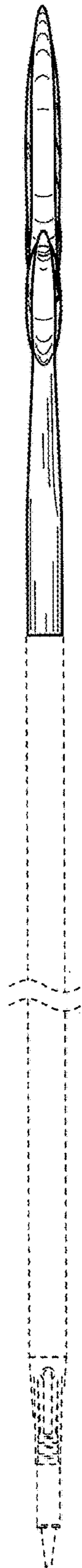


FIG. 4

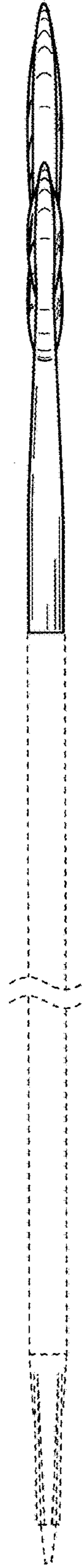


FIG. 5



FIG. 6



FIG. 7

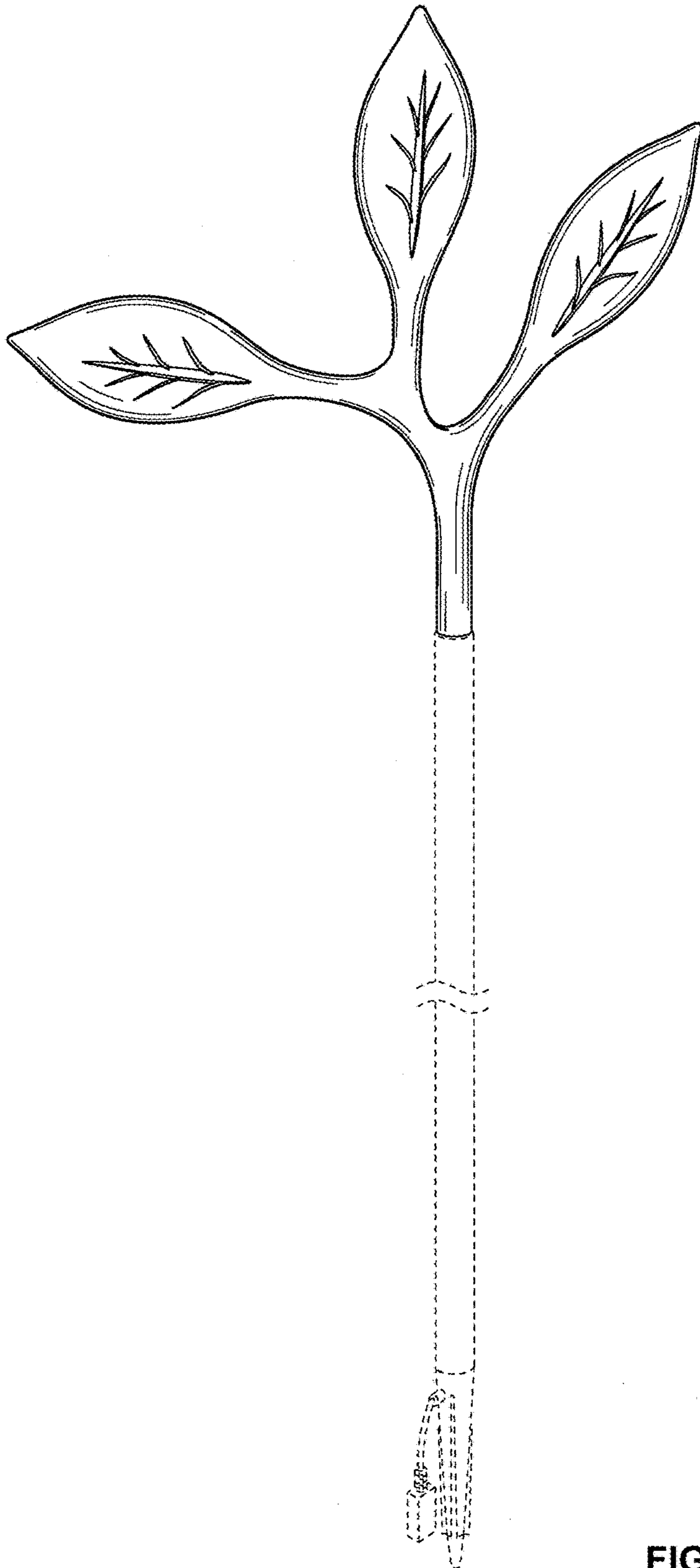


FIG. 8