



US00D828607S

(12) **United States Design Patent**
Sonneman

(10) **Patent No.:** **US D828,607 S**

(45) **Date of Patent:** **** Sep. 11, 2018**

(54) **LIGHT FIXTURE**

D806,305 S * 12/2017 Amato D26/81
D812,800 S * 3/2018 Martin D26/81
D819,866 S * 6/2018 Amato D26/81

(71) Applicant: **Contemporary Visions, LLC**,
Larchmont, NY (US)

(72) Inventor: **Robert A. Sonneman**, Mamaroneck,
NY (US)

(73) Assignee: **CONTEMPORARY VISIONS, LLC**,
Larchmont, NY (US)

(**) Term: **15 Years**

(21) Appl. No.: **29/630,446**

(22) Filed: **Dec. 21, 2017**

(51) **LOC (11) Cl.** **26-03**

(52) **U.S. Cl.**
USPC **D26/81**

(58) **Field of Classification Search**
USPC D26/72, 80, 81, 82, 83, 84, 85, 86, 88,
D26/91

CPC F21S 8/03; F21S 8/04; F21S 8/043; F21S
8/046; F21S 8/06; F21S 8/061; F21S
8/063; F21S 8/065

See application file for complete search history.

(56) **References Cited**

U.S. PATENT DOCUMENTS

| | | | | |
|---------------|---------|---------------|-------|----------------------|
| D202,997 S * | 11/1965 | Heifetz | | D26/144 |
| 4,161,021 A * | 7/1979 | George, Jr. | | H01K 7/06 362/235 |
| D541,970 S * | 5/2007 | Blackman | | D26/81 |
| D674,955 S * | 1/2013 | Sonneman | | D26/88 |
| D719,698 S * | 12/2014 | Mollaghaffari | | D26/81 |
| D780,979 S * | 3/2017 | Urquiola | | D26/88 |
| D791,388 S * | 7/2017 | Sonneman | | D26/90 |
| D792,633 S * | 7/2017 | Sonneman | | D26/84 |
| D793,605 S * | 8/2017 | Cartwright | | D26/81 |
| D806,304 S * | 12/2017 | Amato | | D26/81 |

OTHER PUBLICATIONS

Lustre Luminaire LED Lighting Fixture Model No. FS010 by SaloEElaitte, found at aliexpress.com, visited Jul. 3, 2018. (Year: 2018).*

Nordic Post-Modern magic bean idea Chandelier Model No. 0711 by Malphite. found at aliexpress.com, visited Jul. 3, 2018. (Year: 2018).*

Lindsey Modern Lustre G4 LED Chandelier, Model No. 8057 by SaloEElaitte. found at aliexpress.com, visited Jul. 3, 2018. (Year: 2018).*

* cited by examiner

Primary Examiner — Clare E Heflin

(74) *Attorney, Agent, or Firm* — Gottlieb, Rackman & Reisman, P.C.

(57) **CLAIM**

The ornamental design for a light fixture, as shown and described.

DESCRIPTION

FIG. 1 is a perspective view of a light fixture showing my new design;

FIG. 2 is a front elevational view thereof;

FIG. 3 is a rear elevational view thereof;

FIG. 4 is a right side elevational view thereof;


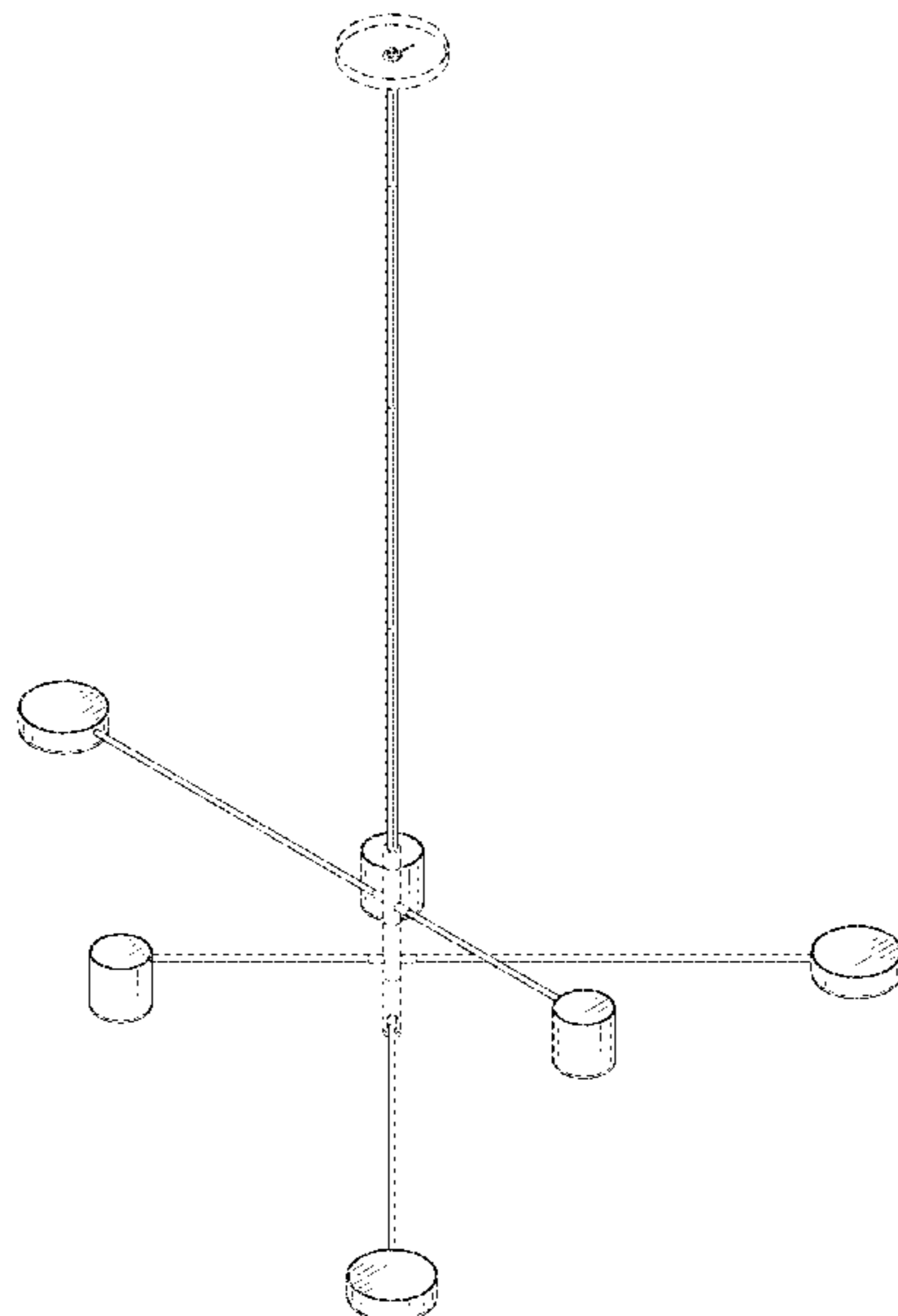
FIG. 5 is a left side elevational view thereof;

FIG. 6 is a top plan view thereof; and,

FIG. 7 is a bottom plan view thereof.

The broken lines shown in the drawings are included for the purpose of illustrating portions of the light fixture that form no part of the claimed design.

1 Claim, 7 Drawing Sheets



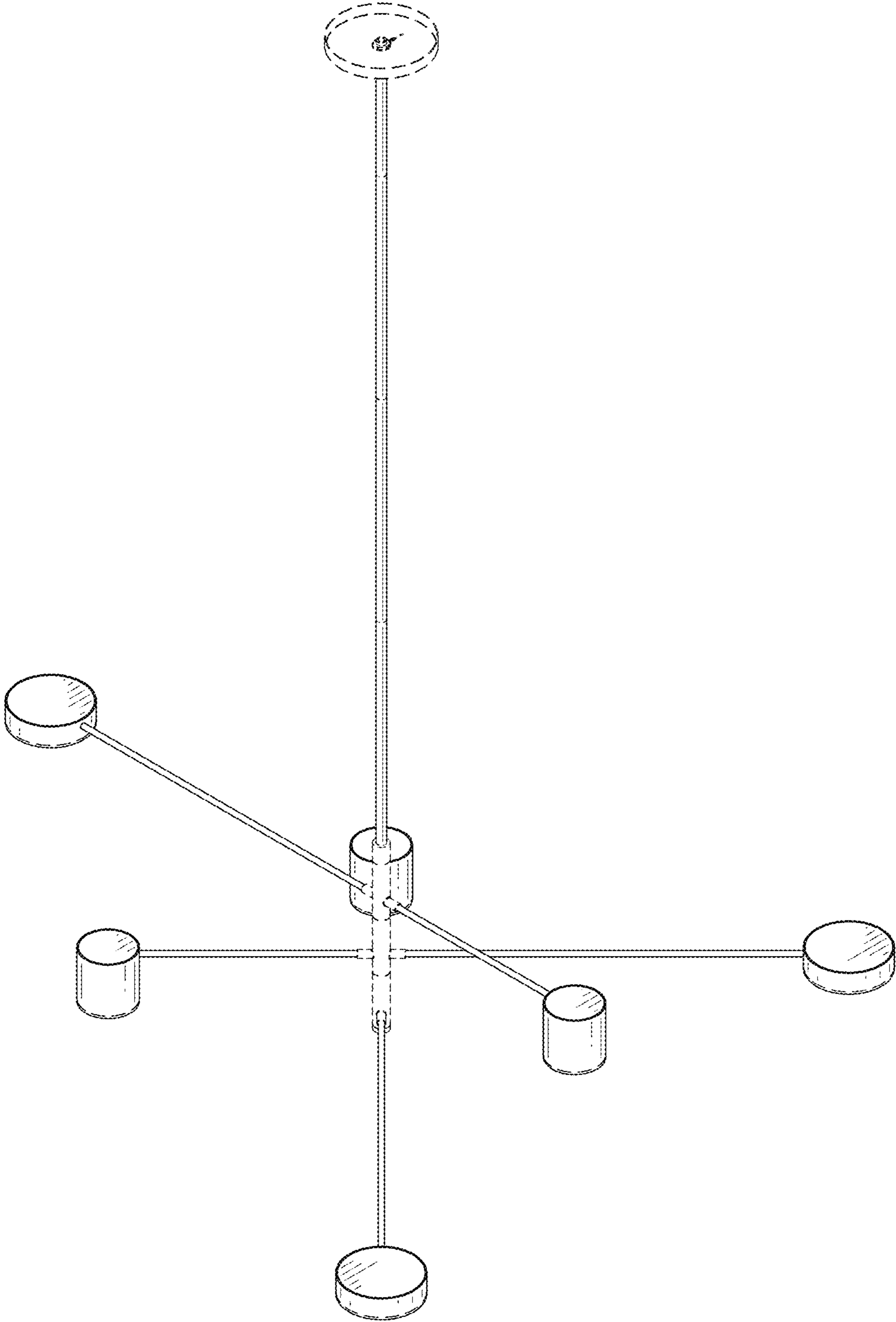


FIG. 1

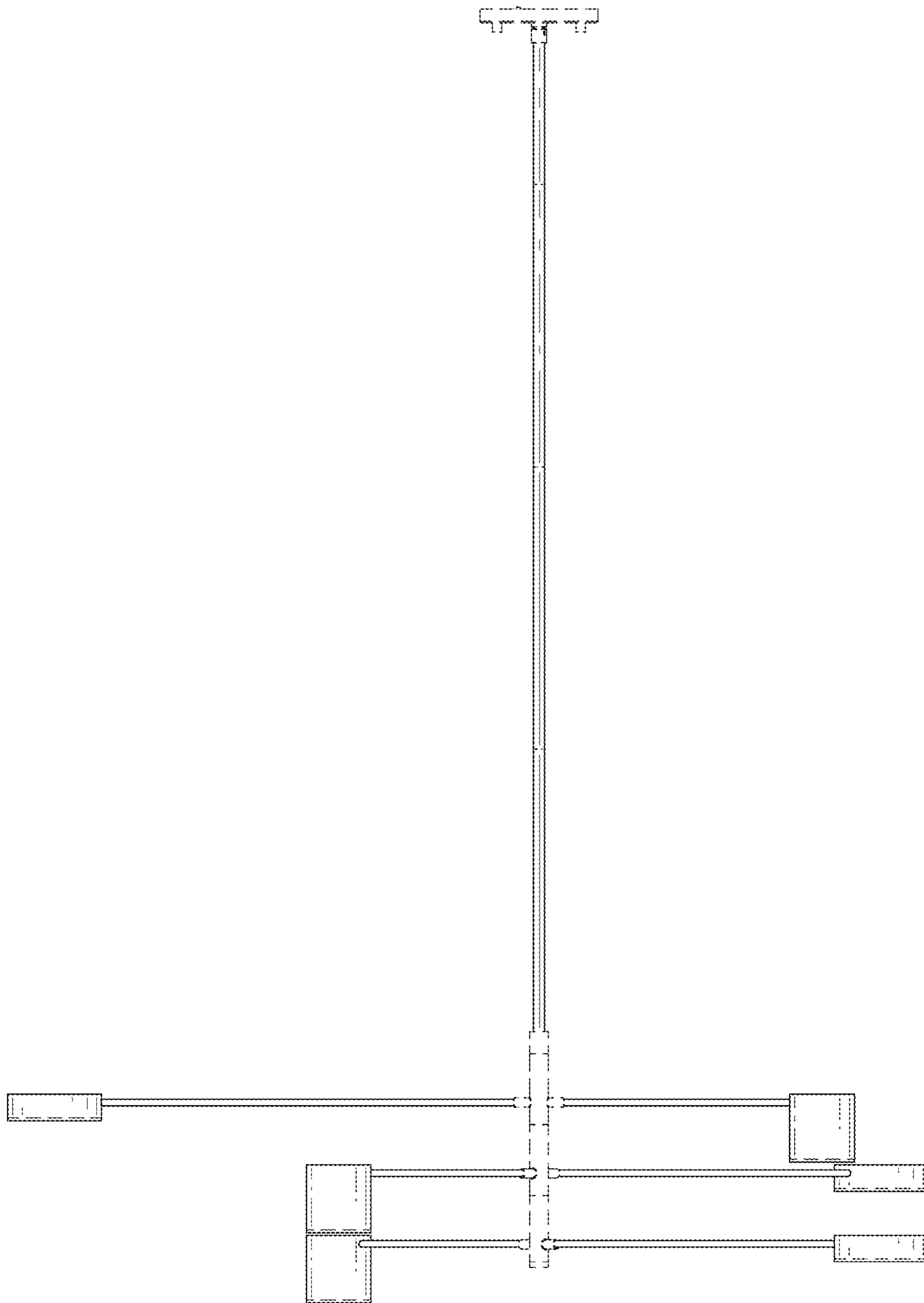


FIG. 2

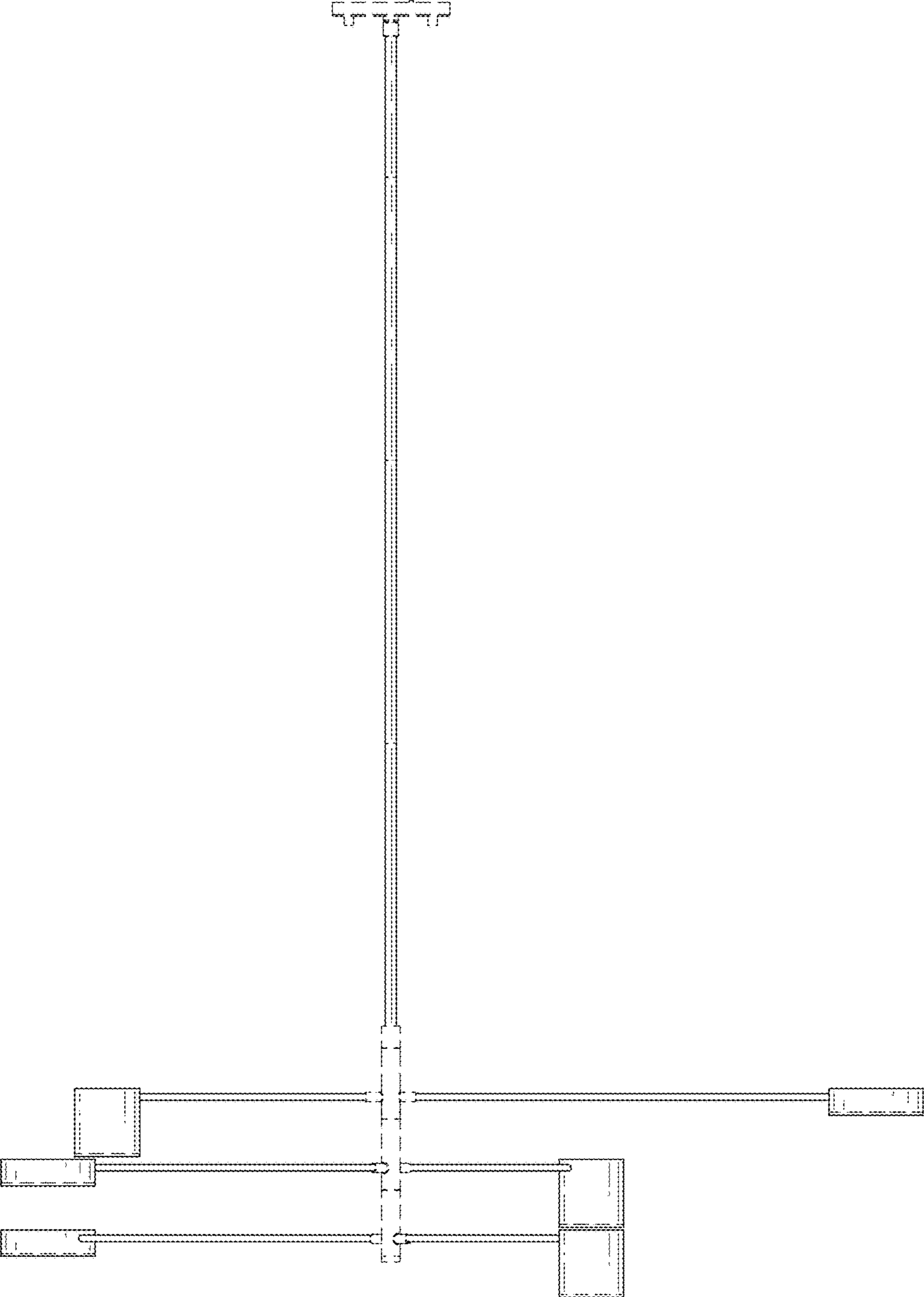


FIG. 3




FIG. 4




FIG. 5

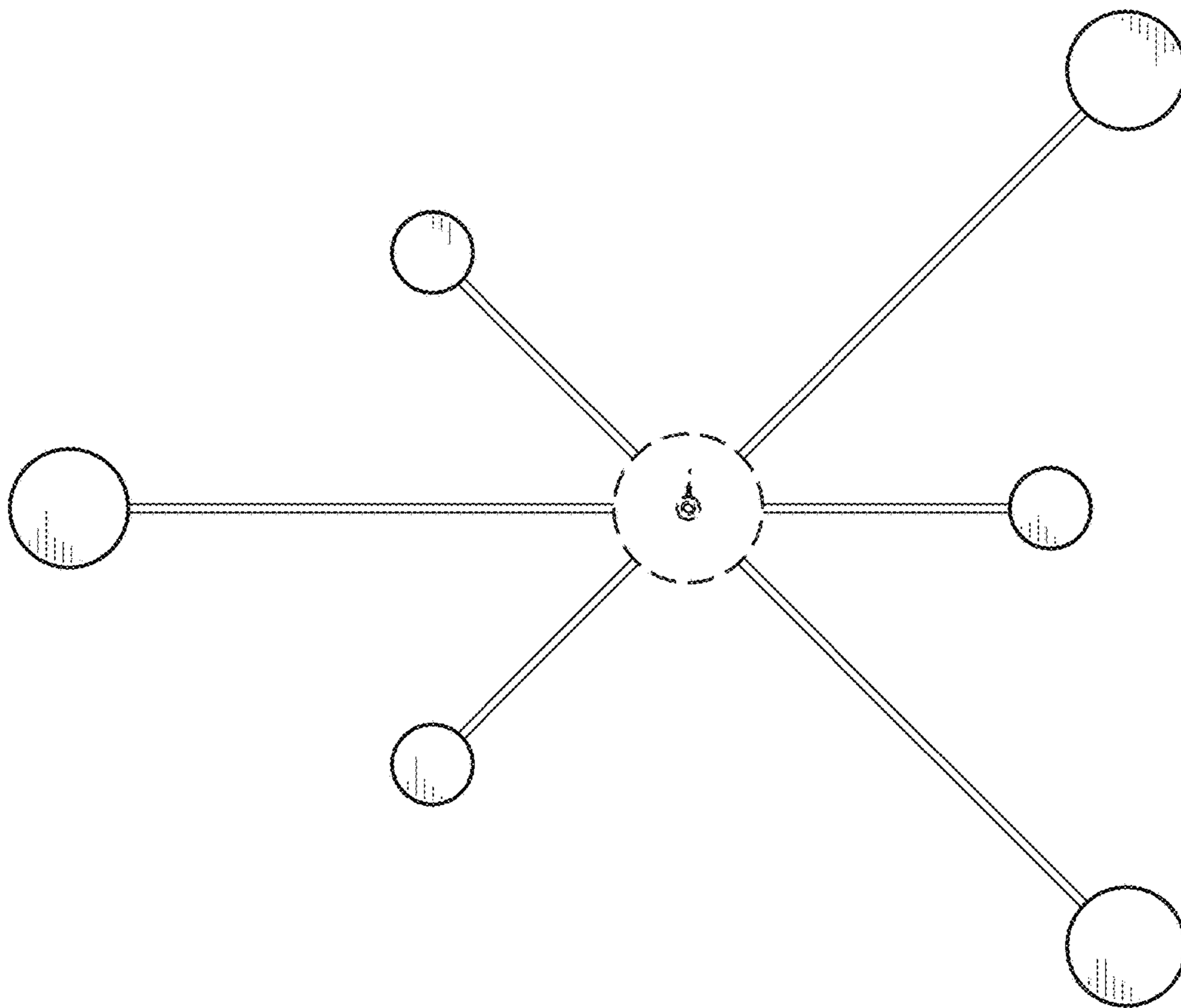


FIG. 6

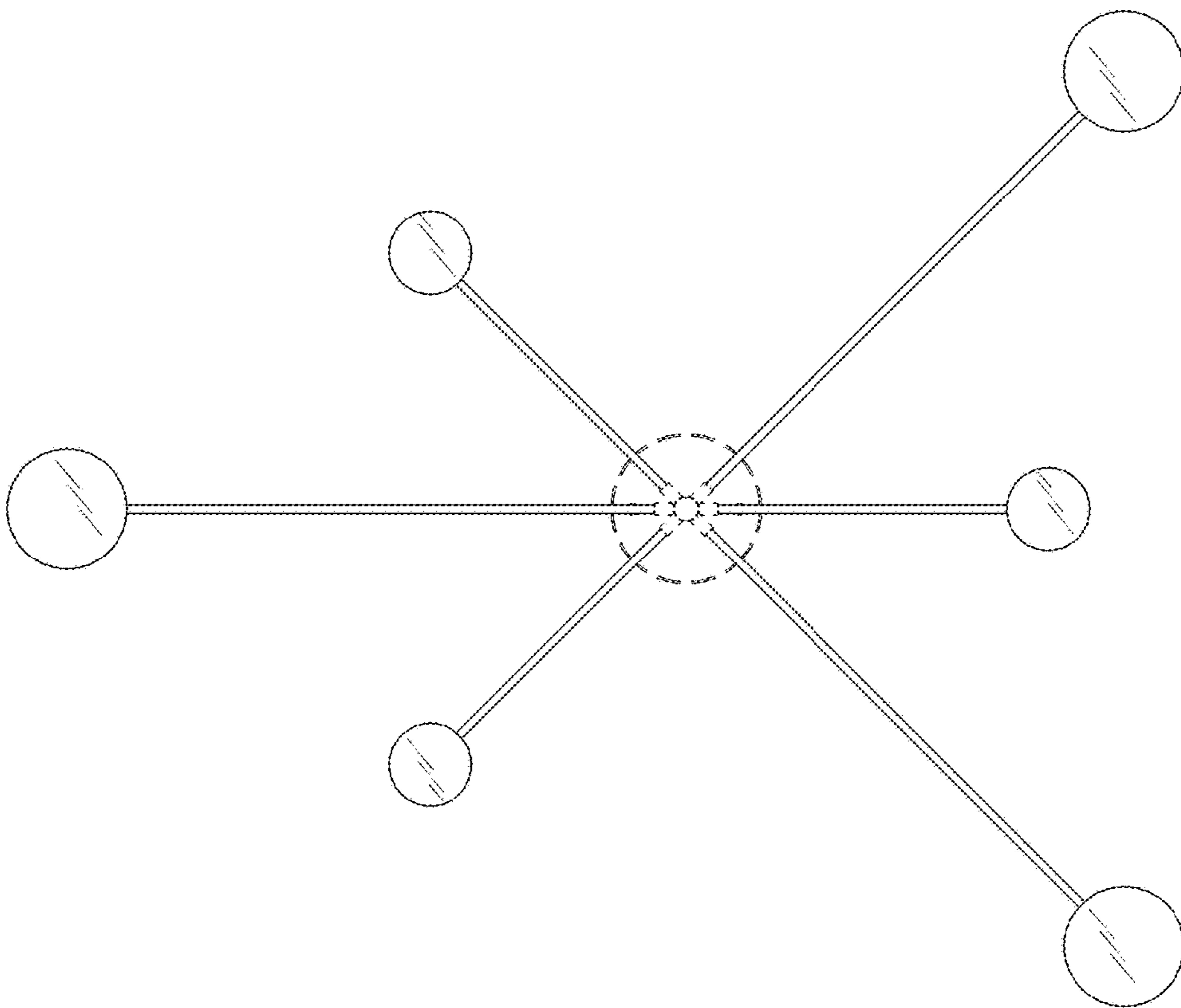


FIG.7