



US00D828533S

(12) **United States Design Patent** (10) **Patent No.:** **US D828,533 S**
Shah et al. (45) **Date of Patent:** **** Sep. 11, 2018**

- (54) **SCENT DIFFUSER**
- (71) Applicant: **Trackmind Solutions LLC**, New Brunswick, NJ (US)
- (72) Inventors: **Siddharth Shah**, Freehold, NJ (US); **Michael E. Bobev**, Kendall Park, NJ (US)
- (73) Assignee: **Trackmind Solutions LLC**, New Brunswick, NJ (US)
- (**) Term: **15 Years**
- (21) Appl. No.: **29/599,271**
- (22) Filed: **Mar. 31, 2017**

2,738,225 A	3/1956	Meek
2,763,395 A	9/1956	Meek
D225,009 S	10/1972	Buhren
3,797,982 A	3/1974	Borrello
4,094,639 A	6/1978	McMillan
4,165,835 A	8/1979	Dearling
D288,714 S	3/1987	Wilson et al.
4,674,270 A *	6/1987	Tonus B65B 13/022 53/291
D411,294 S	6/1999	Gutmann
D449,371 S	10/2001	Bornstein et al.
D451,183 S	11/2001	Hirano et al.
6,398,127 B1	6/2002	Wingo
D507,341 S	7/2005	Taylor

(Continued)

Primary Examiner — Sandra Snapp
 (74) *Attorney, Agent, or Firm* — Lerner, David, Littenberg, Krumholz & Mentlik, LLP

Related U.S. Application Data

- (62) Division of application No. 29/527,137, filed on May 15, 2015, now Pat. No. Des. 788,280.
- (51) **LOC (11) Cl.** **28-99**
- (52) **U.S. Cl.**
USPC **D23/366**
- (58) **Field of Classification Search**
USPC D23/355-369; D28/5, 6; 261/DIG. 17, 261/DIG. 42, DIG. 47, DIG. 55, DIG. 65, 261/DIG. 70, DIG. 88, DIG. 89; 392/386, 392/389, 394, 395, 403; 239/34, 44, 45, 239/53, 56
CPC ... A61L 9/02; A61L 9/03; A61L 9/034; A61L 9/04; A61L 9/12; A61L 9/032; A61L 9/122; A61L 9/127; A61L 9/22
See application file for complete search history.

(57) **CLAIM**

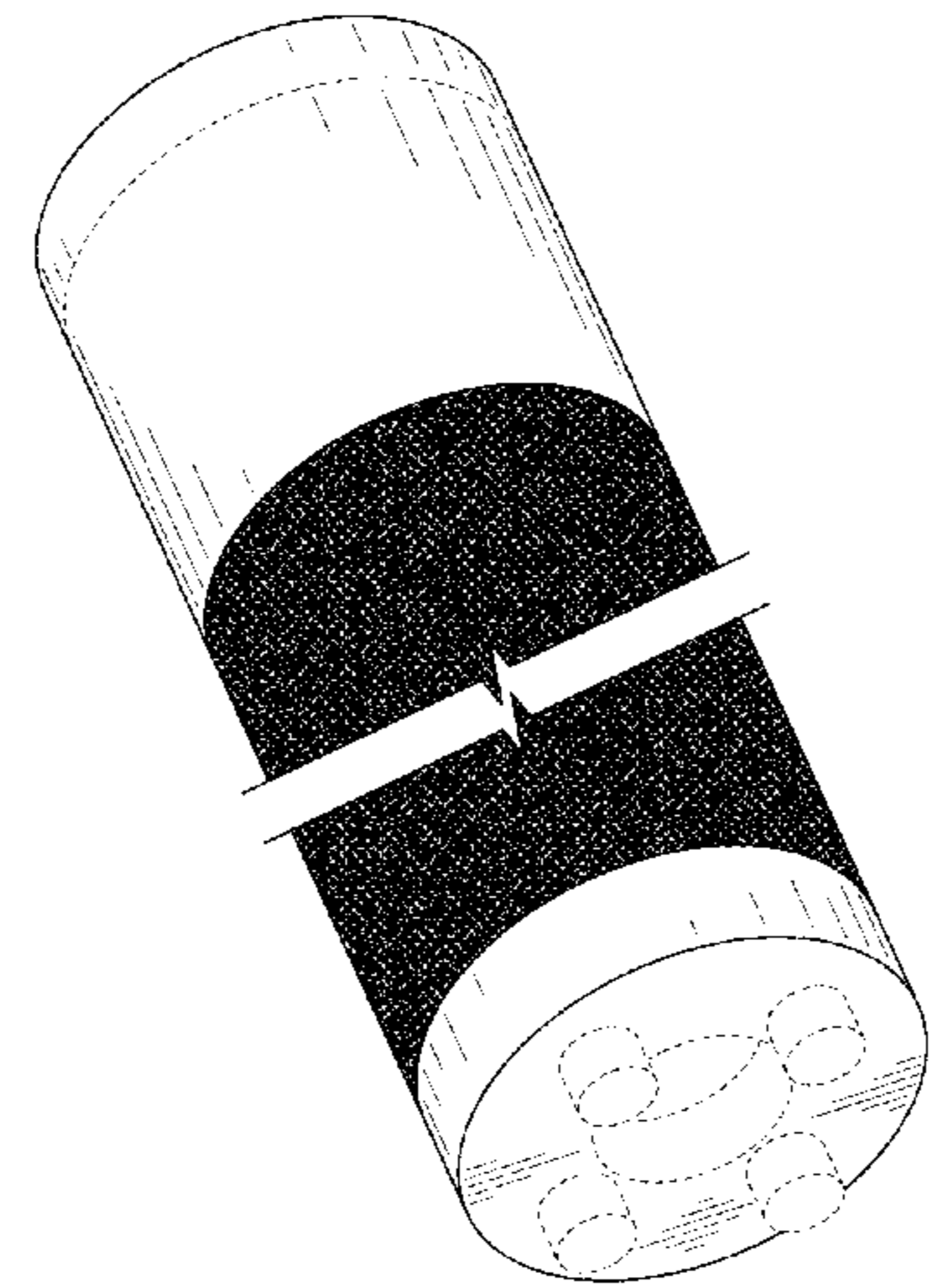
The ornamental design for a scent diffuser, as shown and described.

DESCRIPTION

FIG. 1 is a front perspective view of a scent diffuser according to our design;
 FIG. 2 is a front elevation view thereof, the back, right and left elevation views being identical thereto;
 FIG. 3 is a top plan view thereof; and,
 FIG. 4 is a bottom plan view thereof.
 Broken lines are for environmental purposes only and form no part of the claimed design. Symbolic break lines having a jagged element show that no particular length of the portion is claimed, such lines and any portion of the article between such lines form no part of the claimed design.
 The stippling in the figures is intended to show a contrast in color, texture and/or material, such that areas of the design shown with a stipple fill can be comprised of a different color, texture, and/or material than the non-stipple filled areas.

- (56) **References Cited**
U.S. PATENT DOCUMENTS
1,016,648 A 2/1912 Snell
1,344,318 A 6/1920 Slye et al.
2,438,129 A 3/1948 Rich
2,738,224 A 3/1956 Turner et al.

1 Claim, 2 Drawing Sheets



(56)

References Cited

U.S. PATENT DOCUMENTS

D515,685	S	2/2006	Ribbing et al.	
D527,448	S	8/2006	Ku	
D581,506	S	11/2008	Kelnhofer	
D582,533	S	12/2008	Bodine	
D607,985	S	1/2010	Roller	
D625,852	S	10/2010	Franklin	
D625,853	S	10/2010	Franklin	
D625,854	S	10/2010	Franklin	
D625,855	S	10/2010	Franklin	
D625,856	S	10/2010	Franklin	
D631,579	S	1/2011	Franklin	
D631,580	S	1/2011	Franklin	
D631,581	S	1/2011	Franklin	
D634,416	S *	3/2011	Abbondanzio	D23/366
D634,417	S	3/2011	Abbondanzio et al.	
D634,832	S *	3/2011	Abbondanzio	D23/366
D643,088	S	8/2011	McDaniel et al.	
D643,915	S	8/2011	Endo et al.	
D703,804	S	4/2014	Nuzzi, Jr.	
D706,915	S	6/2014	Suzuki	
8,781,306	B2	7/2014	Hatten	
D716,432	S *	10/2014	Viala	A61L 9/03 D23/366
D726,027	S	4/2015	Holbrook et al.	
D726,894	S	4/2015	Thau	
D726,895	S *	4/2015	Takatsuka	D23/369
D733,097	S	6/2015	Grismer et al.	
D744,541	S	12/2015	Langhammer et al.	
D752,732	S *	3/2016	Ansley	D23/366
D764,042	S *	8/2016	Servaire	D23/366
D788,897	S *	6/2017	Lee	D23/356
D801,509	S *	10/2017	Weening	D23/366
2007/0044793	A1	3/2007	Kleinstreuer et al.	

* cited by examiner

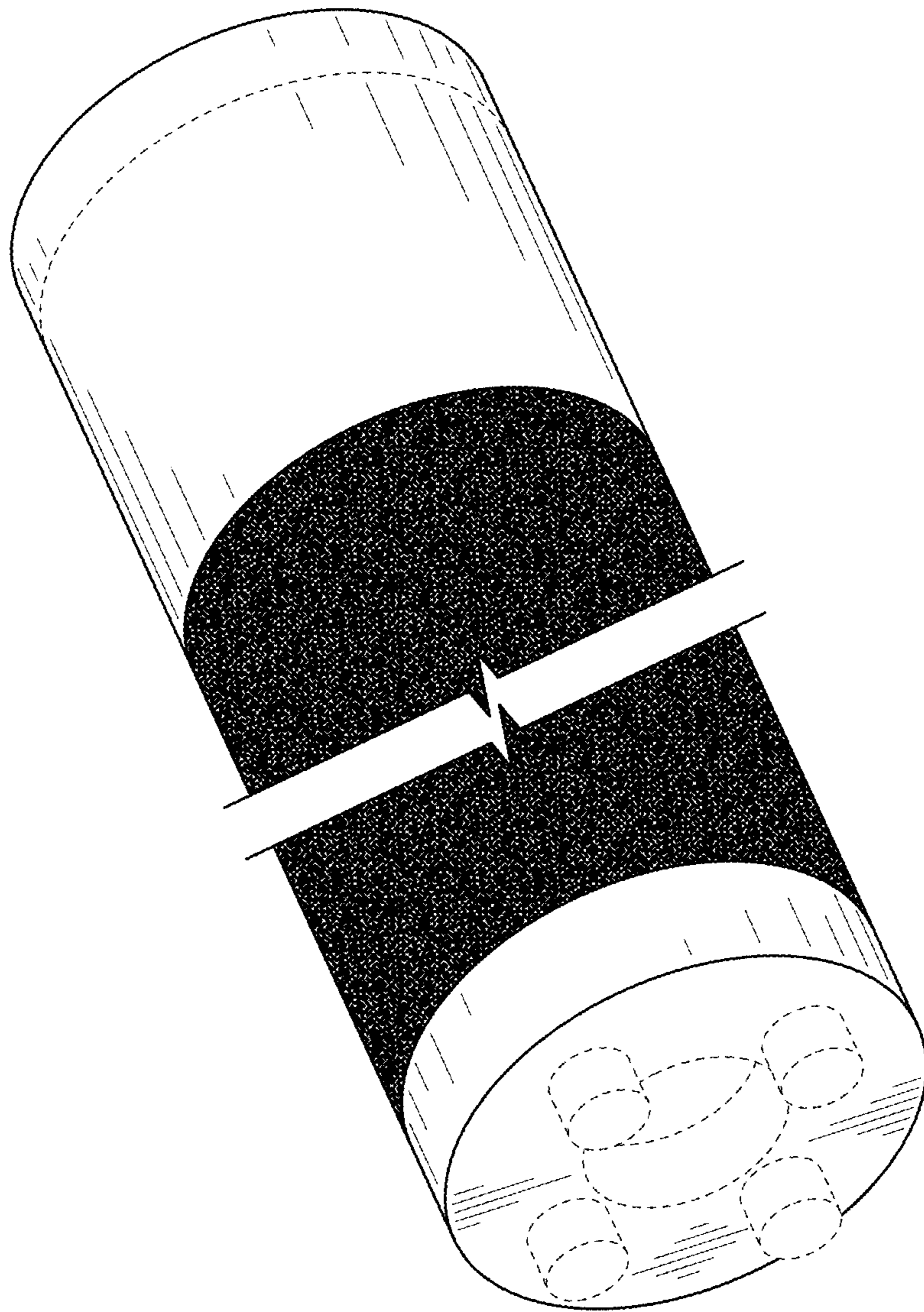


FIG. 1

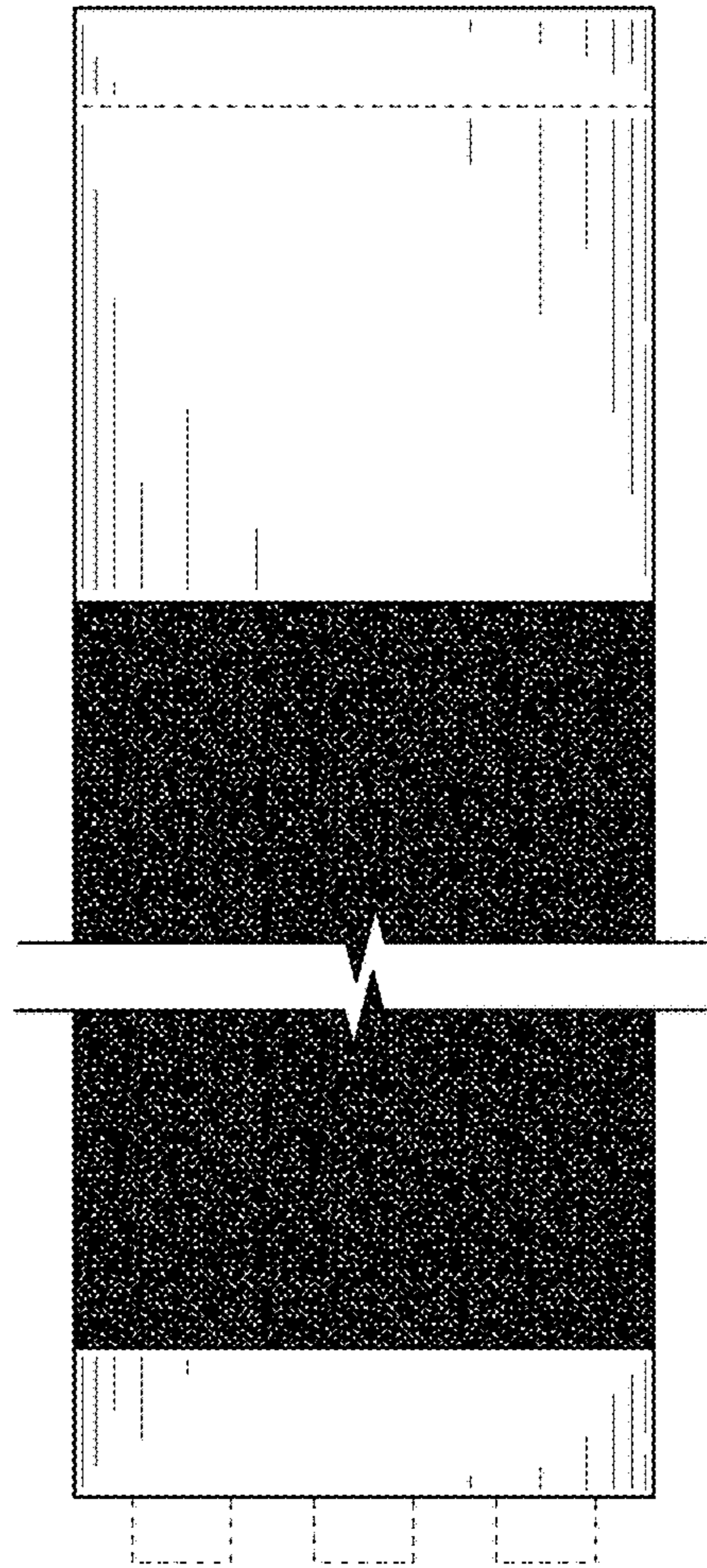


FIG. 2

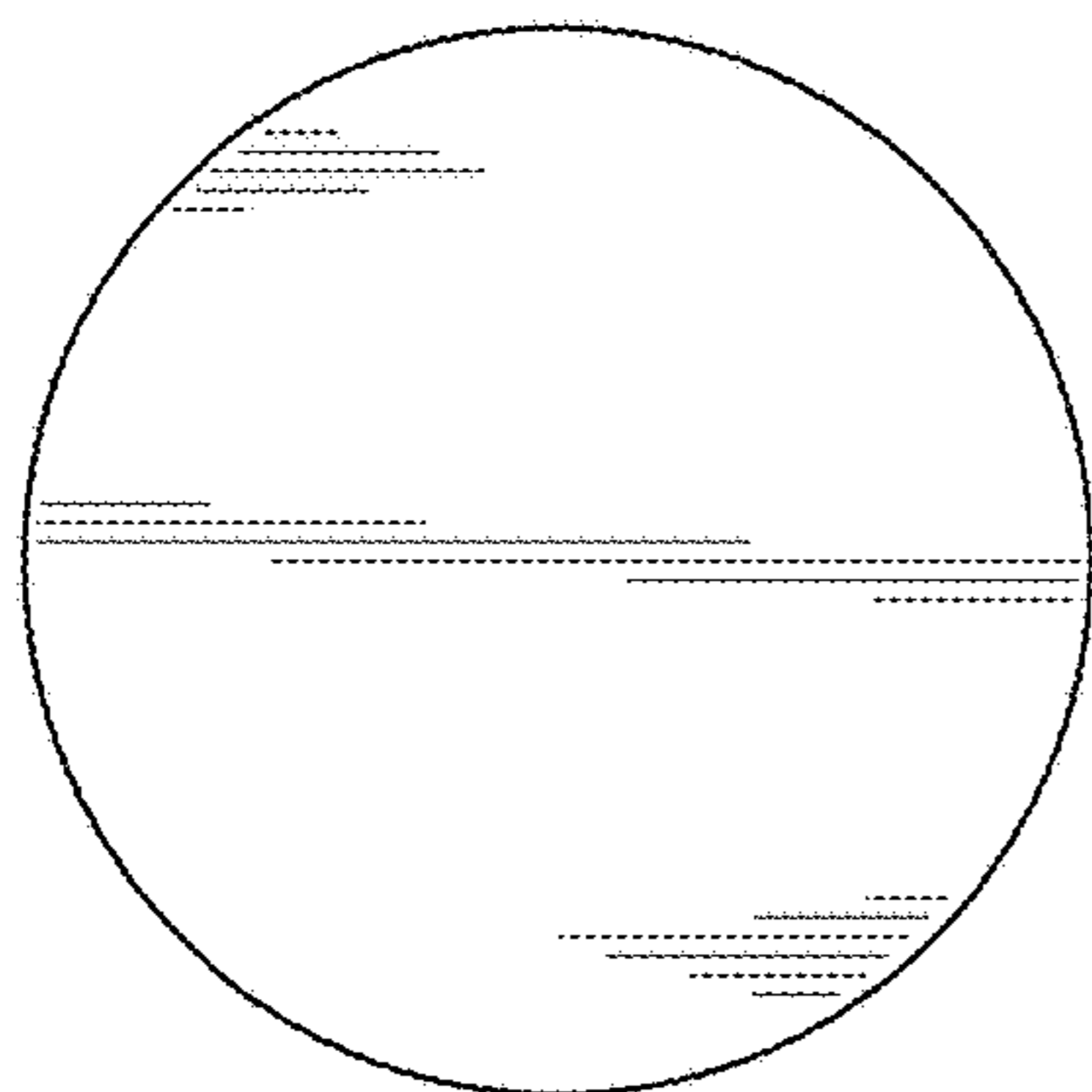


FIG. 3

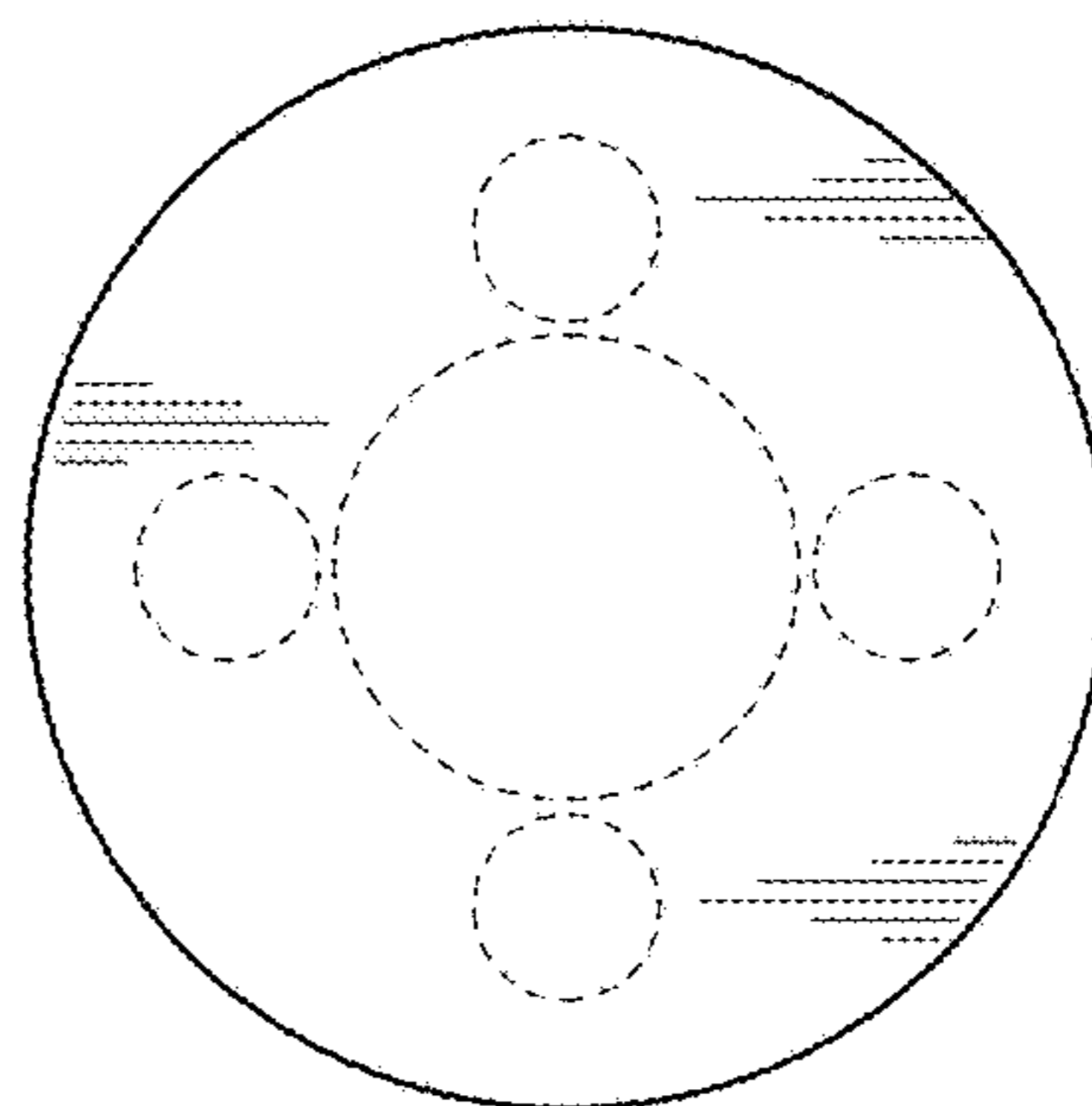


FIG. 4