



US00D828510S

(12) **United States Design Patent** (10) **Patent No.:** **US D828,510 S**  
**Zeisel et al.** (45) **Date of Patent:** **\*\* Sep. 11, 2018**

(54) **FAUCET ASSEMBLY**

(71) Applicant: **Franke Water Systems AG**, Unterkulm (CH)

(72) Inventors: **Michael Zeisel**, Aachen (DE); **Roland Gloor**, Unterkulm (CH); **Michael Lammel**, Aachen (DE)

(73) Assignee: **Franke Water Systems AG**, Unterkulm (CH)

(\*\*) Term: **15 Years**

(21) Appl. No.: **29/605,020**

(22) Filed: **May 23, 2017**

(30) **Foreign Application Priority Data**

Nov. 23, 2016 (EM) ..... 003478221-0001  
 Nov. 23, 2016 (EM) ..... 003478221-0004  
 Nov. 23, 2016 (EM) ..... 003478221-0005

(51) **LOC (11) Cl.** ..... **23-01**

(52) **U.S. Cl.**  
USPC ..... **D23/238**

(58) **Field of Classification Search**  
 USPC ..... D23/238-243, 249-250, 252, 254-255,  
 D23/257; D8/307-308  
 CPC ..... Y10T 137/9464  
 See application file for complete search history.

(56) **References Cited**

U.S. PATENT DOCUMENTS

D540,911 S *	4/2007	Citterio .....	D23/238
D615,629 S *	5/2010	Bouroullec .....	D23/255
D652,899 S *	1/2012	Citterio .....	D23/255
D734,834 S *	7/2015	Flowers .....	D23/238
D737,937 S *	9/2015	Flowers .....	D23/238
D757,219 S *	5/2016	Schoenherr .....	D23/238

\* cited by examiner

*Primary Examiner* — Robert A Delehanty

(74) *Attorney, Agent, or Firm* — Volpe and Koenig, P.C.

(57) **CLAIM**

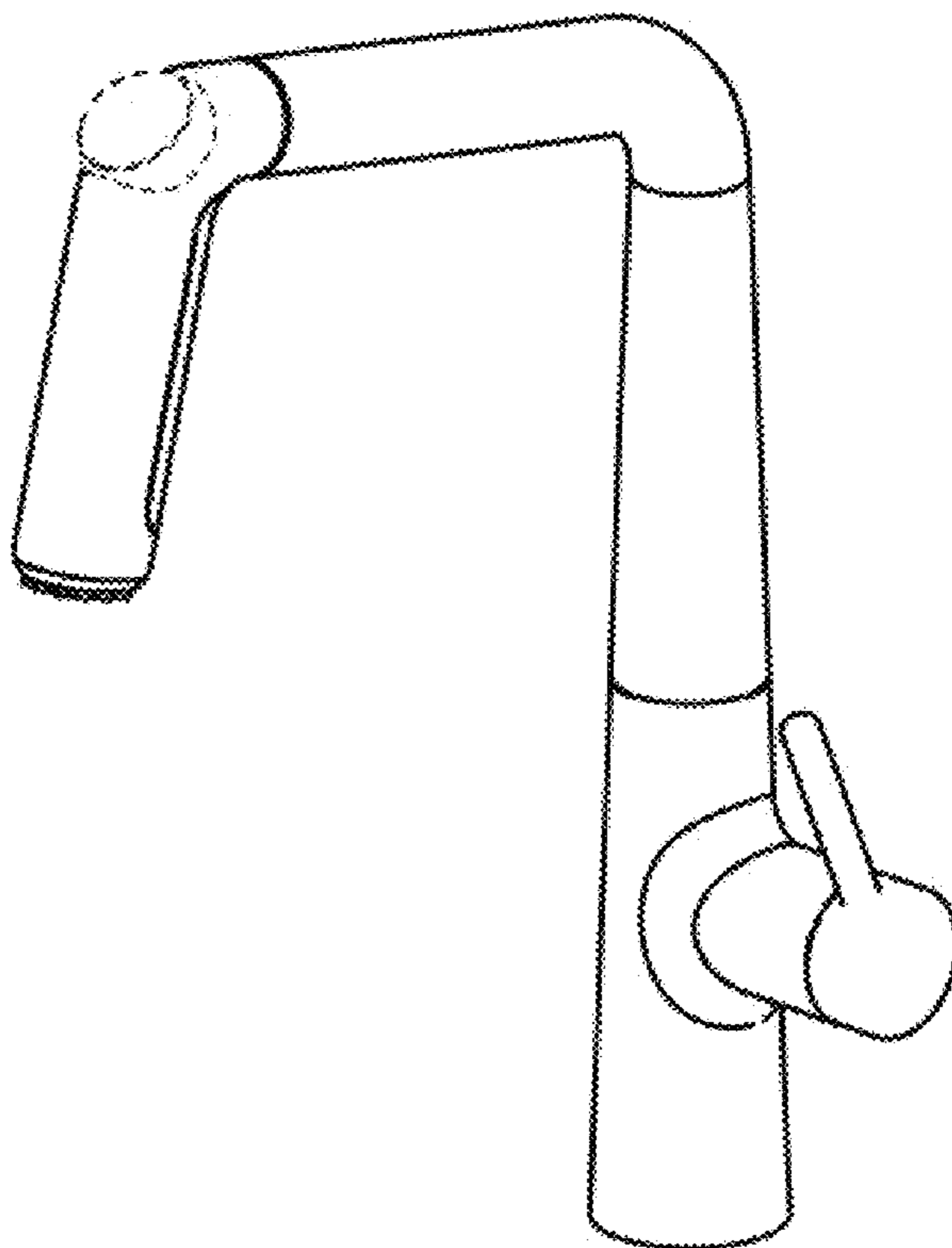
We claim the ornamental design for a faucet assembly, as shown and described.

**DESCRIPTION**

FIG. 1 is a top, front, right perspective view of a faucet assembly in accordance with our new design; FIG. 2 is a right side elevational view thereof; FIG. 3 is a front elevational view thereof; FIG. 4 is a rear elevational view thereof; and, FIG. 5 is a top plan view thereof.

The broken lines depict portions of the faucet assembly which do not form part of the claimed design.

**1 Claim, 4 Drawing Sheets**



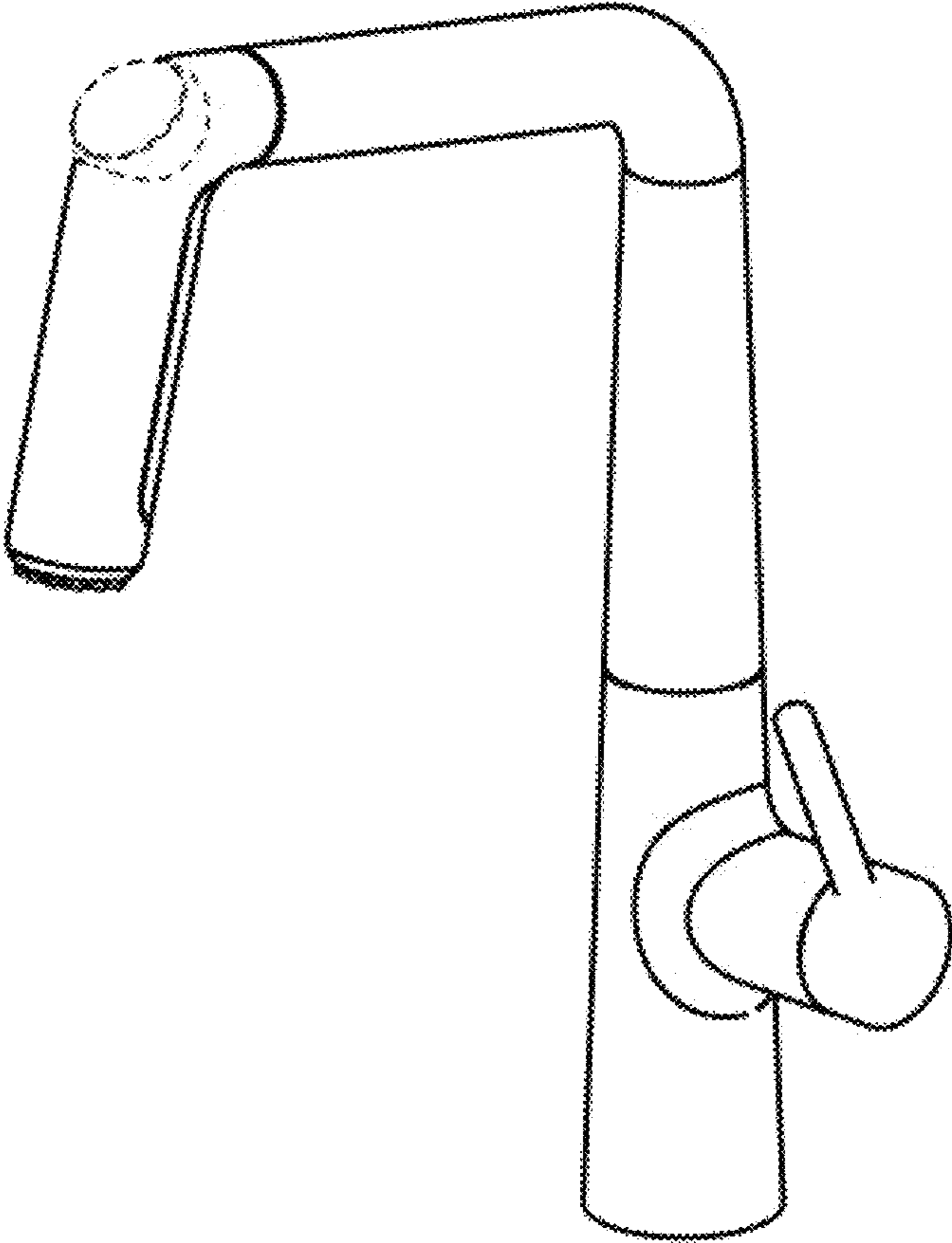


Fig. 1

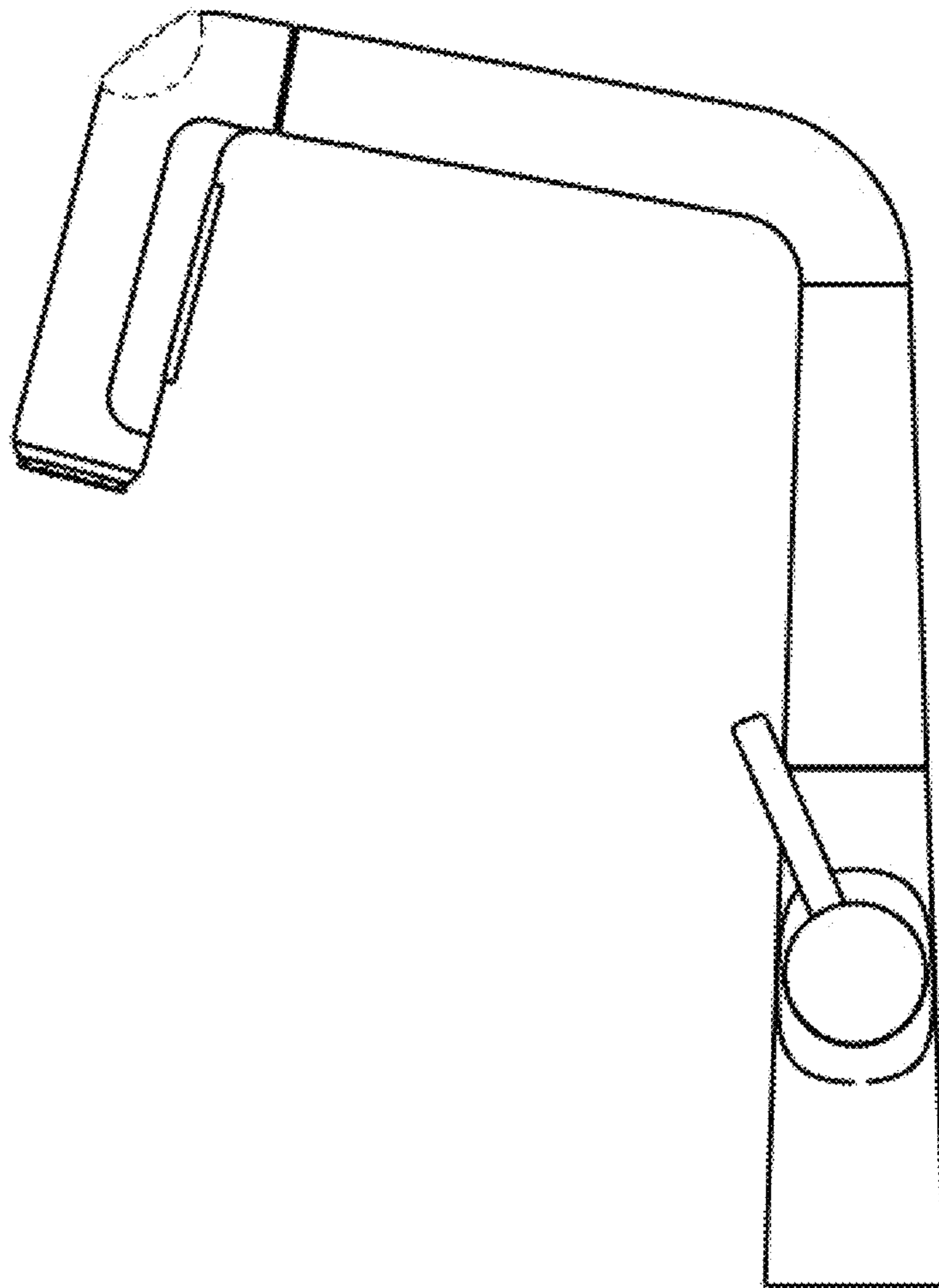


Fig. 2

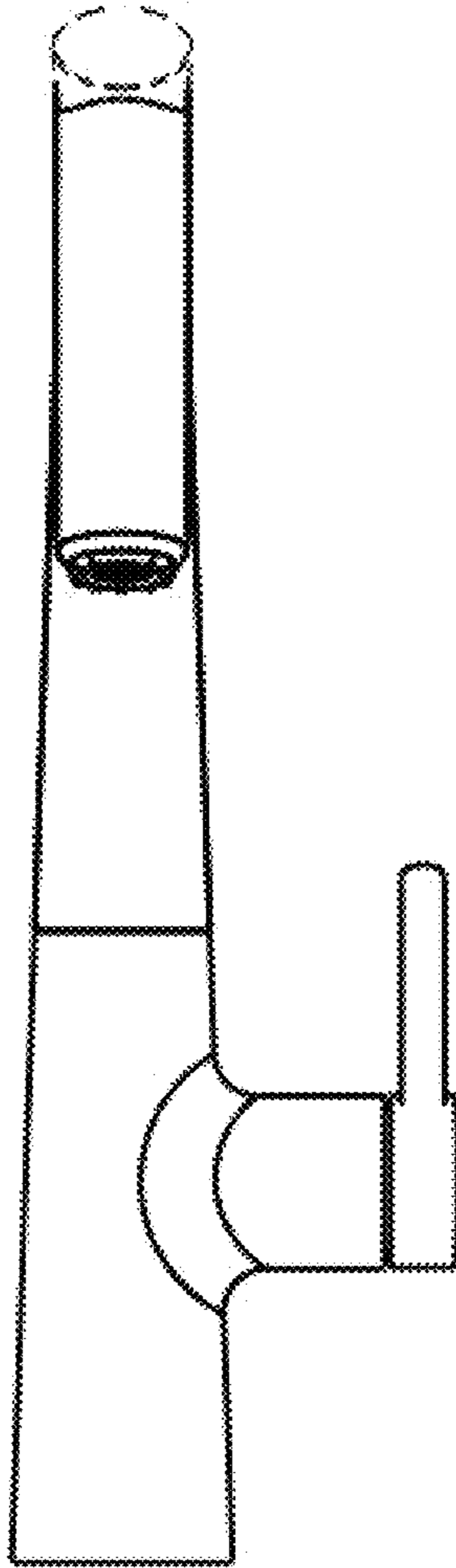


Fig. 3

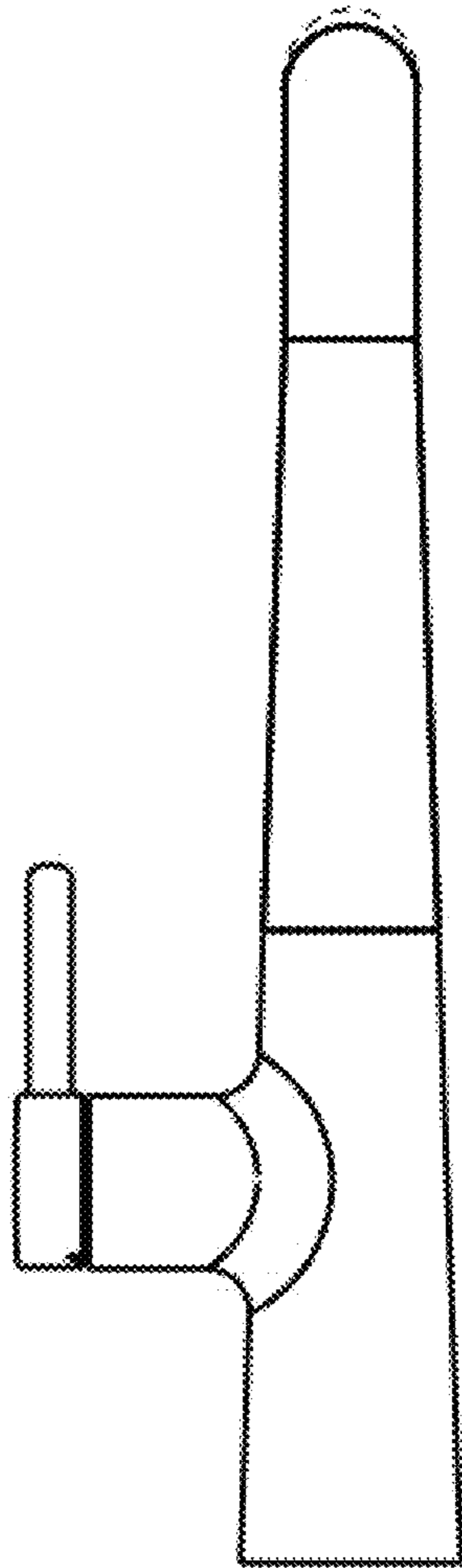


Fig. 4

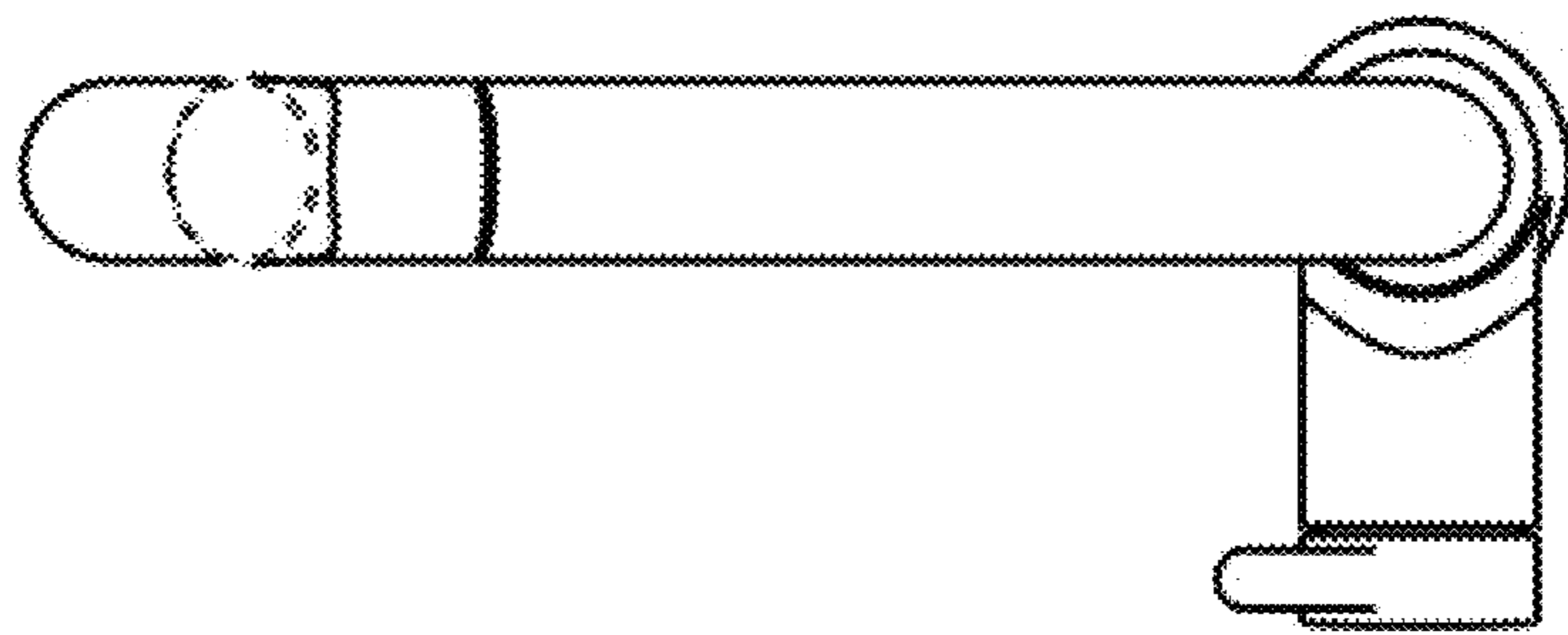


Fig. 5