



US00D828472S

(12) **United States Design Patent** (10) **Patent No.:** **US D828,472 S**
Alcantara (45) **Date of Patent:** **** Sep. 11, 2018**

(54) **GOLF TRAINING MAT**
 (71) Applicant: **Pete Bulong Alcantara**, Norwalk, CA (US)
 (72) Inventor: **Pete Bulong Alcantara**, Norwalk, CA (US)
 (**) Term: **15 Years**
 (21) Appl. No.: **29/612,604**
 (22) Filed: **Aug. 2, 2017**
 (51) **LOC (11) Cl.** **21-02**
 (52) **U.S. Cl.**
 USPC **D21/792**
 (58) **Field of Classification Search**
 USPC D21/789, 791, 792
 CPC ... A63B 69/3667; A63B 69/36; A63B 69/352;
 A63B 69/3661; A63B 2069/367; A63B
 69/3673
 See application file for complete search history.

(56) **References Cited**

U.S. PATENT DOCUMENTS

D225,242 S *	11/1972	Pruitt	D21/792
D249,077 S *	8/1978	Friskel	D21/792
D308,087 S *	5/1990	Buffey	D21/792
D359,336 S *	6/1995	DeLapp	D21/792
D472,288 S *	3/2003	Grabowski	D21/792
D501,239 S *	1/2005	Bodor	D21/792

D508,971 S *	8/2005	Park	D21/792
D509,873 S *	9/2005	Dias	D21/792
D535,345 S *	1/2007	Davis	D21/792
D559,344 S *	1/2008	Walsh	D21/792
D566,218 S *	4/2008	Puterbaugh	D21/792
D716,892 S *	11/2014	Schlosser	D21/792
D820,372 S *	6/2018	Johnson	D21/792

* cited by examiner

Primary Examiner — Mitchell I. Siegel
 (74) *Attorney, Agent, or Firm* — Dunlap Bennett & Ludwig PLLC

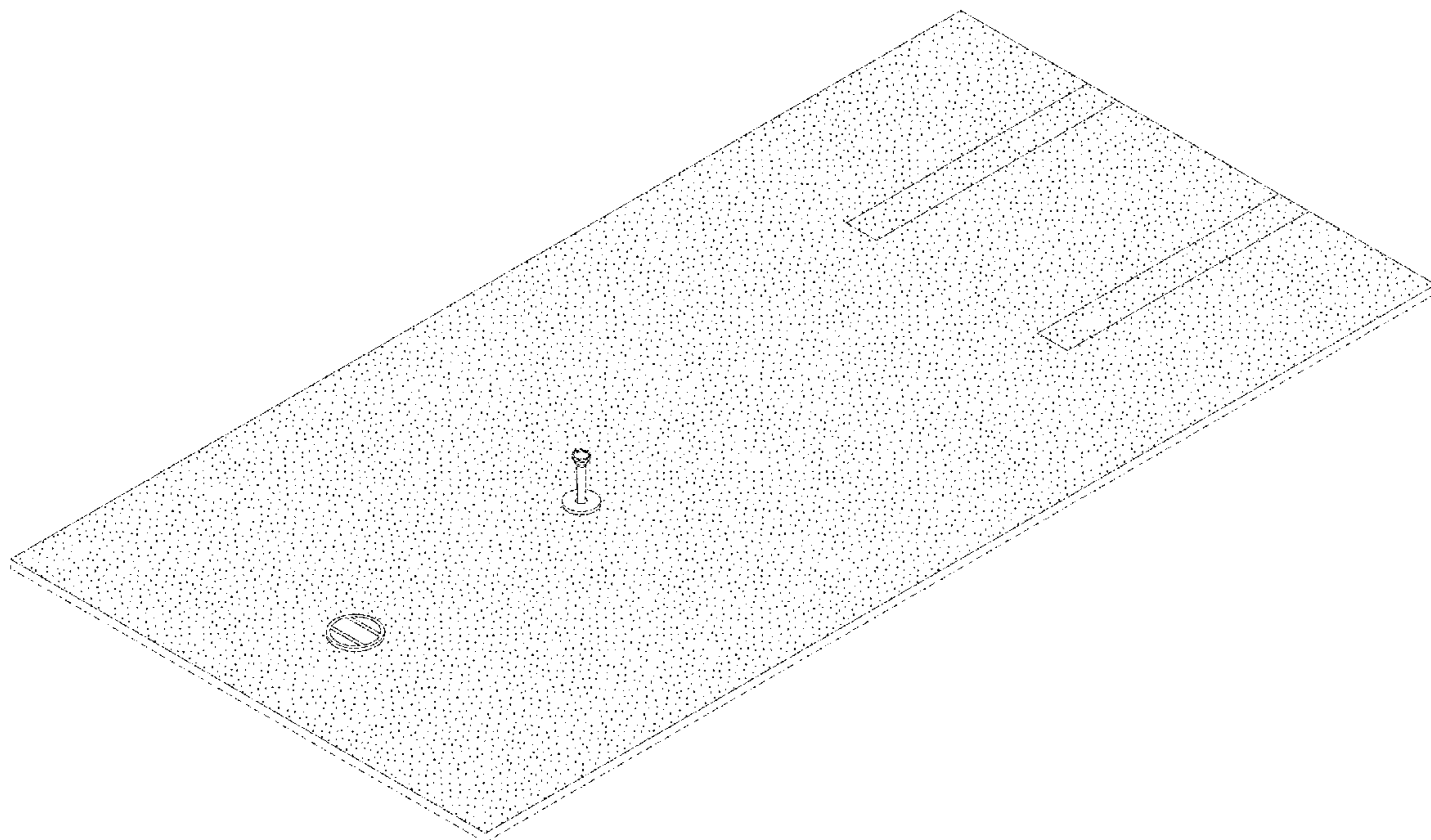
(57) **CLAIM**

The ornamental design for a golf training mat, as shown and described.

DESCRIPTION

FIG. 1 is a perspective view of a golf training mat, showing my new design;
 FIG. 2 is a top plan view thereof;
 FIG. 3 is a front elevation view thereof, the rear elevation view being a mirror image thereof;
 FIG. 4 is a bottom plan view thereof; and,
 FIG. 5 is a right side elevation view thereof, the left side elevation view being a mirror image thereof.
 The broken lines shown in the drawings depict portions of the golf training mat that form no part of the claimed design.
 The use of stippling indicates a contrasting material with the adjacent circular portion.

1 Claim, 3 Drawing Sheets



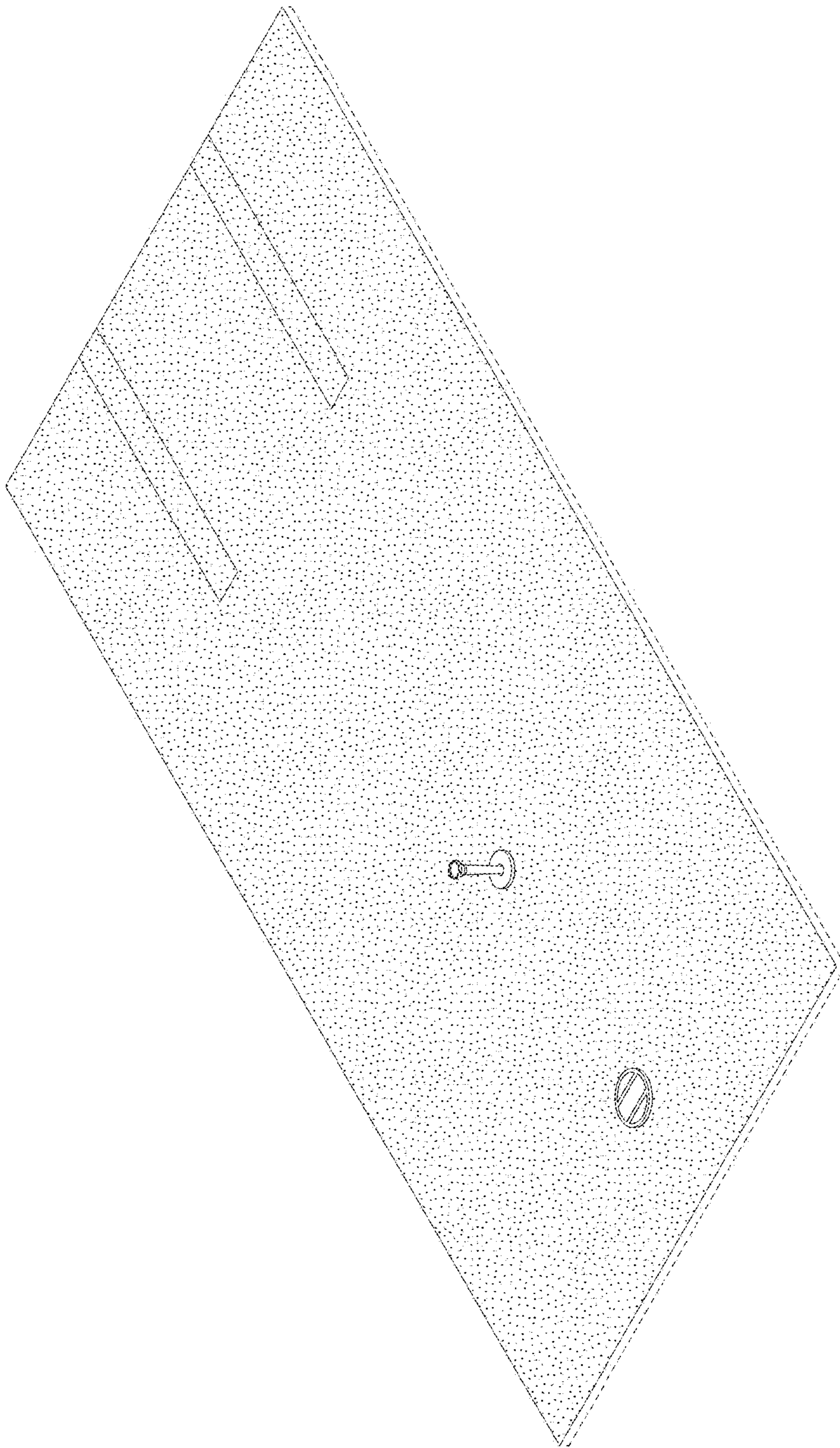


FIG.1




FIG. 2

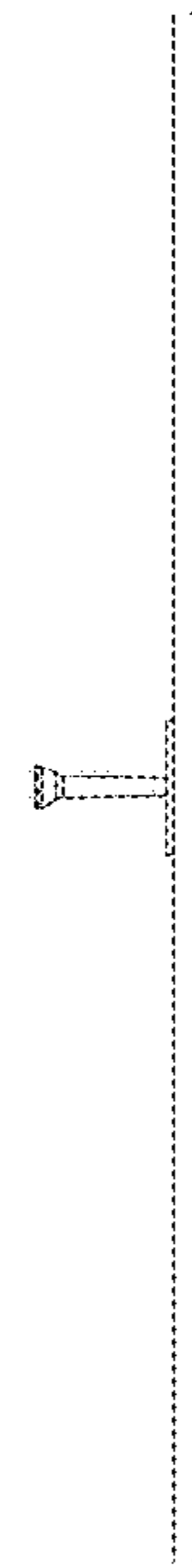


FIG. 3




FIG. 4



FIG. 5