



US00D828466S

(12) **United States Design Patent** (10) **Patent No.:** **US D828,466 S**  
**Tsuji** (45) **Date of Patent:** **\*\* \*Sep. 11, 2018**

- (54) **DOLL**
- (71) Applicant: **SANRIO COMPANY, LTD.**, Tokyo (JP)
- (72) Inventor: **Masaki Tsuji**, Tokyo (JP)
- (73) Assignee: **SANRIO COMPANY, LTD.**, Tokyo (JP)

D434,261 S *	11/2000	Rosenstadt	.....	D21/611
D453,541 S *	2/2002	Steele	.....	D21/611
D500,817 S *	1/2005	Forte	.....	D21/604
D517,619 S *	3/2006	Saruhashi	.....	D21/576
D534,224 S *	12/2006	Sutton	.....	D21/604
D633,577 S *	3/2011	Dalton	.....	D21/576
D650,868 S *	12/2011	Dalton	.....	D21/576
D658,239 S *	4/2012	Stewart	.....	D21/596
D658,241 S *	4/2012	Ahrendsen	.....	D21/605

(Continued)

(\* ) Notice: This patent is subject to a terminal disclaimer.

(\*\*) Term: **15 Years**

(21) Appl. No.: **29/601,027**

(22) Filed: **Apr. 18, 2017**

(30) **Foreign Application Priority Data**

Oct. 19, 2016 (JP) ..... 2016-022767

(51) **LOC (11) Cl.** ..... **21-01**

(52) **U.S. Cl.**  
USPC ..... **D21/658; D21/576**

(58) **Field of Classification Search**

USPC ..... D6/598; D11/158, 162; D21/576-595,  
D21/604-605, 611, 617, 655-656,  
D21/658-661; 446/368-369, 376, 428,  
446/487; 180/8.6; D30/160

CPC ... A63H 3/00; A63H 3/02; A63H 3/04; A63H  
3/16; A63H 3/28; A63H 3/36; A63H  
33/00; A63H 7/06; A63H 11/00; A63H  
11/10; A63H 11/20; A63H 13/00

See application file for complete search history.

(56) **References Cited**

**U.S. PATENT DOCUMENTS**

D141,074 S *	5/1945	Marossi	.....	D21/655
D141,075 S *	5/1945	Marossi	.....	D21/655
D428,081 S *	7/2000	Reithmeier	.....	D21/611

**FOREIGN PATENT DOCUMENTS**

JP D1231041 2/2005

**OTHER PUBLICATIONS**

Nov. 30, 2016—U.S. Appl. No. 29/586,065.

(Continued)

*Primary Examiner* — Sandra L Morris

(74) *Attorney, Agent, or Firm* — Banner & Witcoff, Ltd.

(57) **CLAIM**

The ornamental design for a doll, as shown and described.

**DESCRIPTION**

FIG. 1 is a front perspective view of a doll showing my new design;

FIG. 2 is a front view thereof;

FIG. 3 is a rear view thereof;

FIG. 4 is a left side view thereof;

FIG. 5 is a right side view thereof;

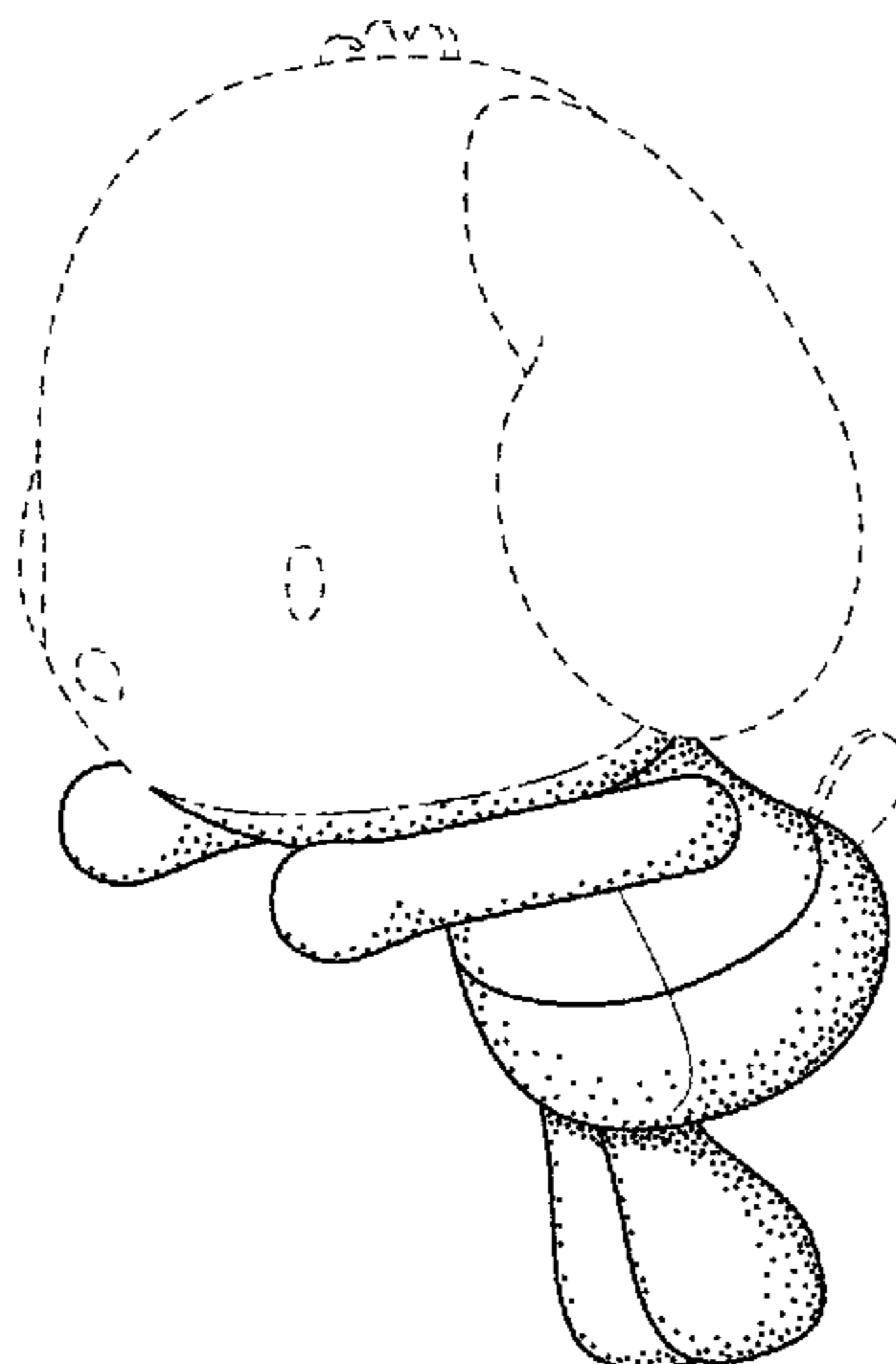
FIG. 6 is a top plan view thereof;

FIG. 7 is a bottom plan view thereof; and,

FIG. 8 is a left side view thereof showing the doll in another position.

The broken lines showing the remainder of the doll represent unclaimed subject matter and form no part of the claimed design. The dot-dashed lines immediately adjacent to the shaded area represent unclaimed boundaries of the design.

**1 Claim, 5 Drawing Sheets**



(56)

**References Cited**

U.S. PATENT DOCUMENTS

D681,132 S	*	4/2013	Dalton	.....	D21/576
D701,273 S	*	3/2014	Stewart	.....	D21/600
D701,579 S	*	3/2014	Tan	.....	D21/576
D745,266 S	*	12/2015	Jabbour, Jr.	.....	D21/604
D747,092 S	*	1/2016	Jabbour, Jr.	.....	D21/604

OTHER PUBLICATIONS

- Nov. 30, 2016—U.S. Appl. No. 29/586,055.
- Nov. 30, 2016—U.S. Appl. No. 29/586,066.
- Nov. 30, 2016—U.S. Appl. No. 29/586,068.
- Nov. 30, 2016—U.S. Appl. No. 29/586,061.
- Apr. 18, 2017—U.S. Appl. No. 29/601,040.
- Apr. 18, 2017—U.S. Appl. No. 29/601,044.
- Apr. 18, 2017—U.S. Appl. No. 29/601,048.
- Apr. 18, 2017—U.S. Appl. No. 29/601,055.
- Apr. 18, 2017—U.S. Appl. No. 29/601,036.
- Apr. 19, 2017—U.S. Appl. No. 29/601,101.

\* cited by examiner

FIG. 1

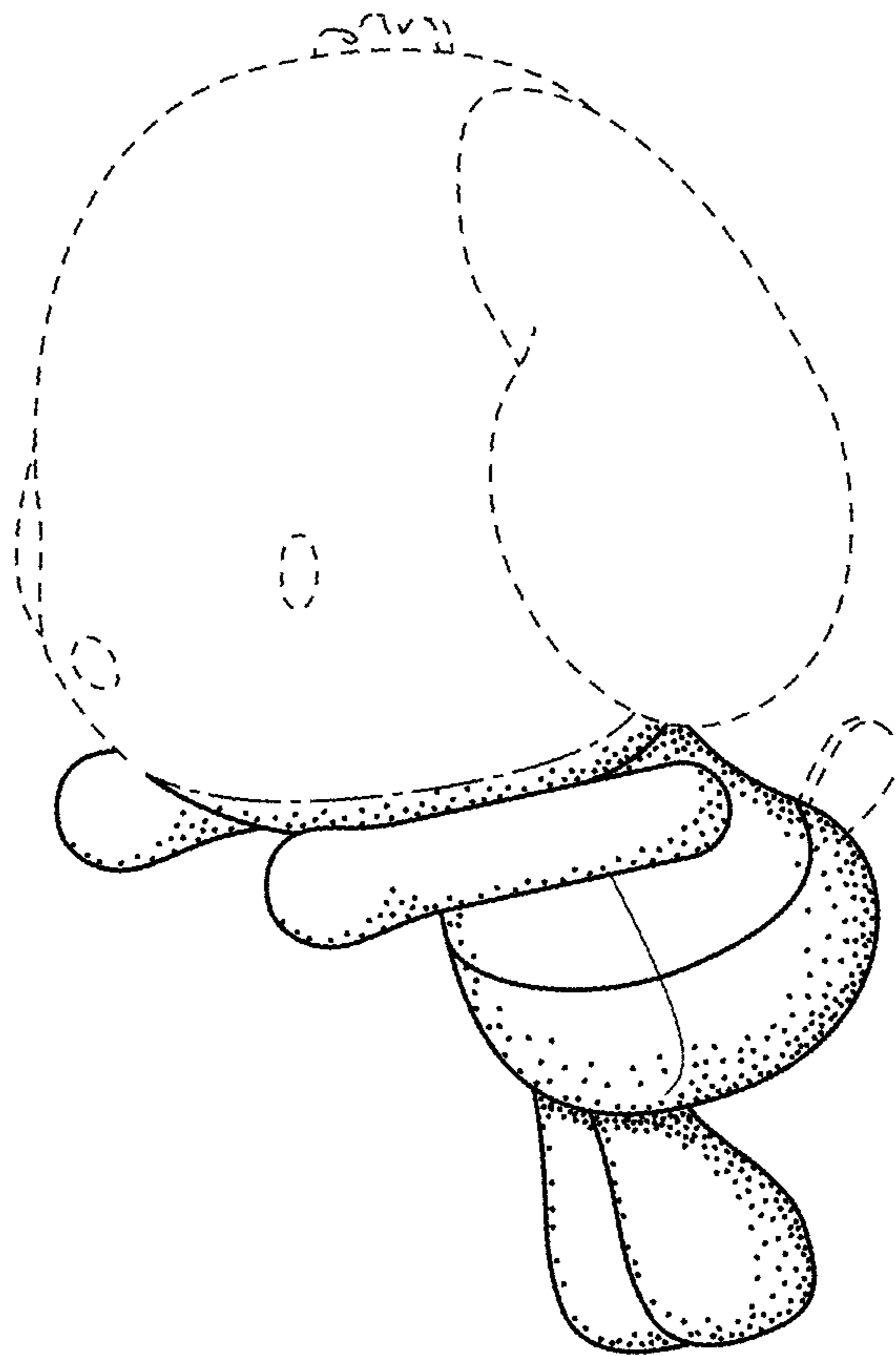


FIG. 2




FIG. 3

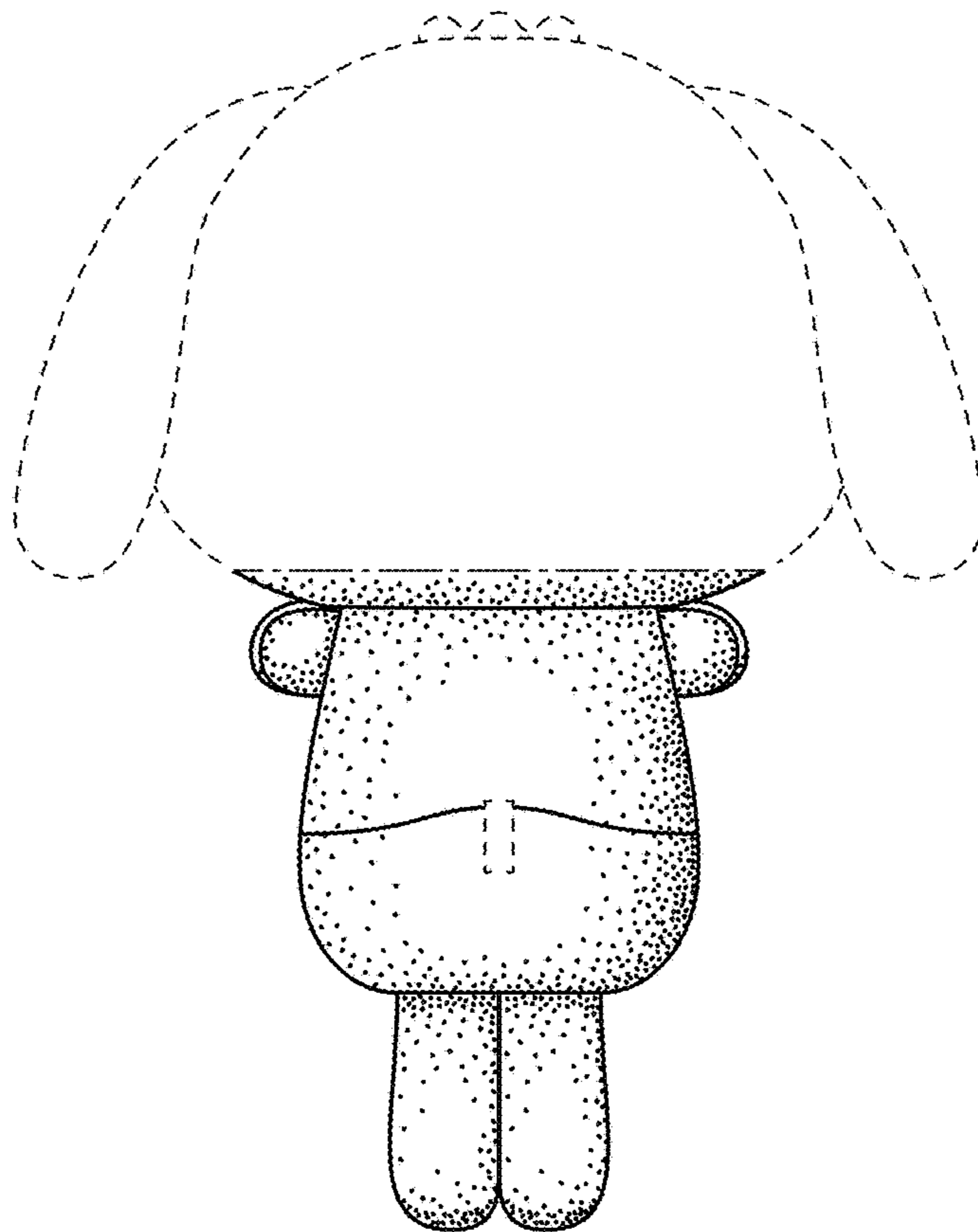


FIG. 4

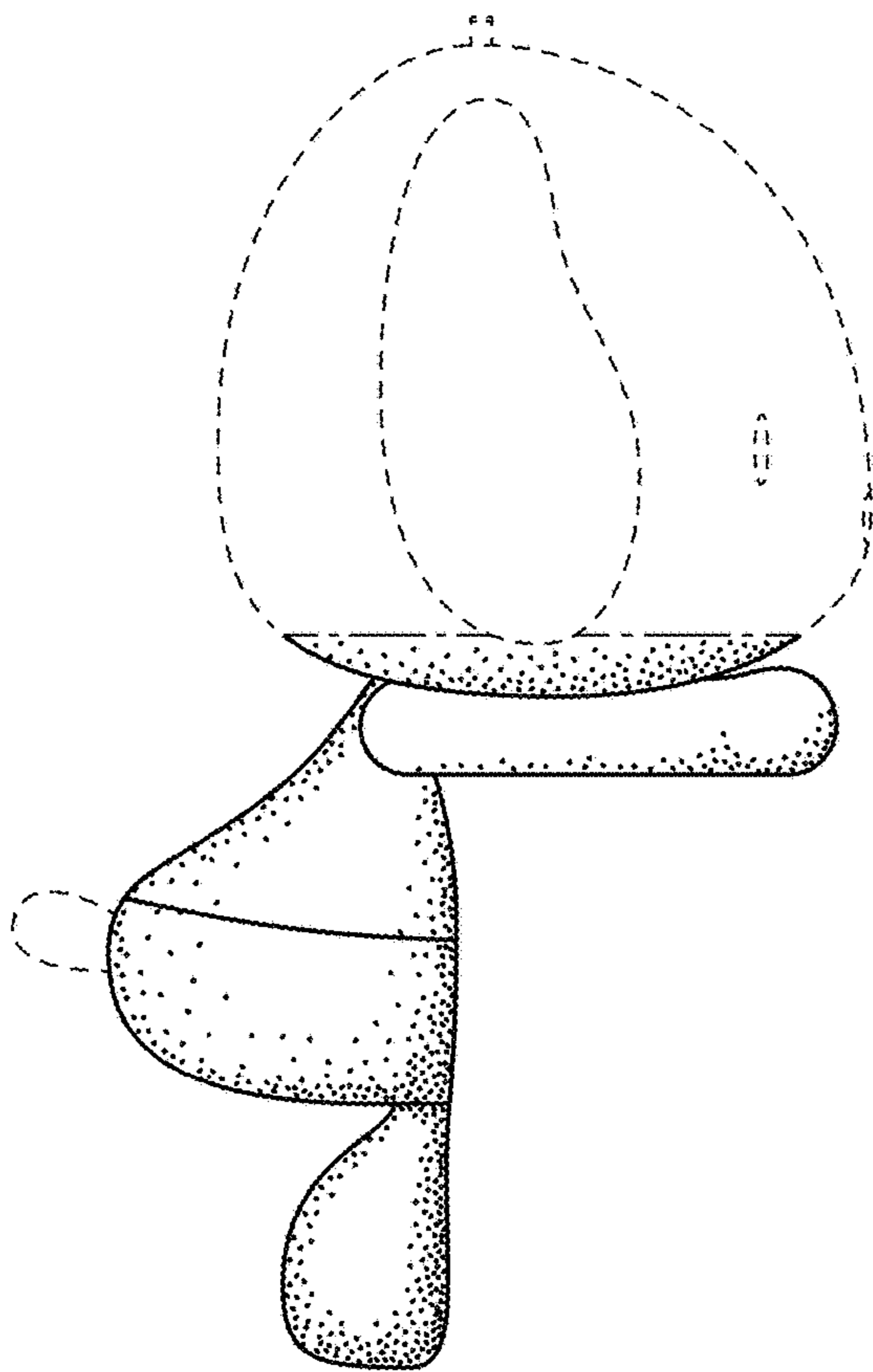


FIG. 5

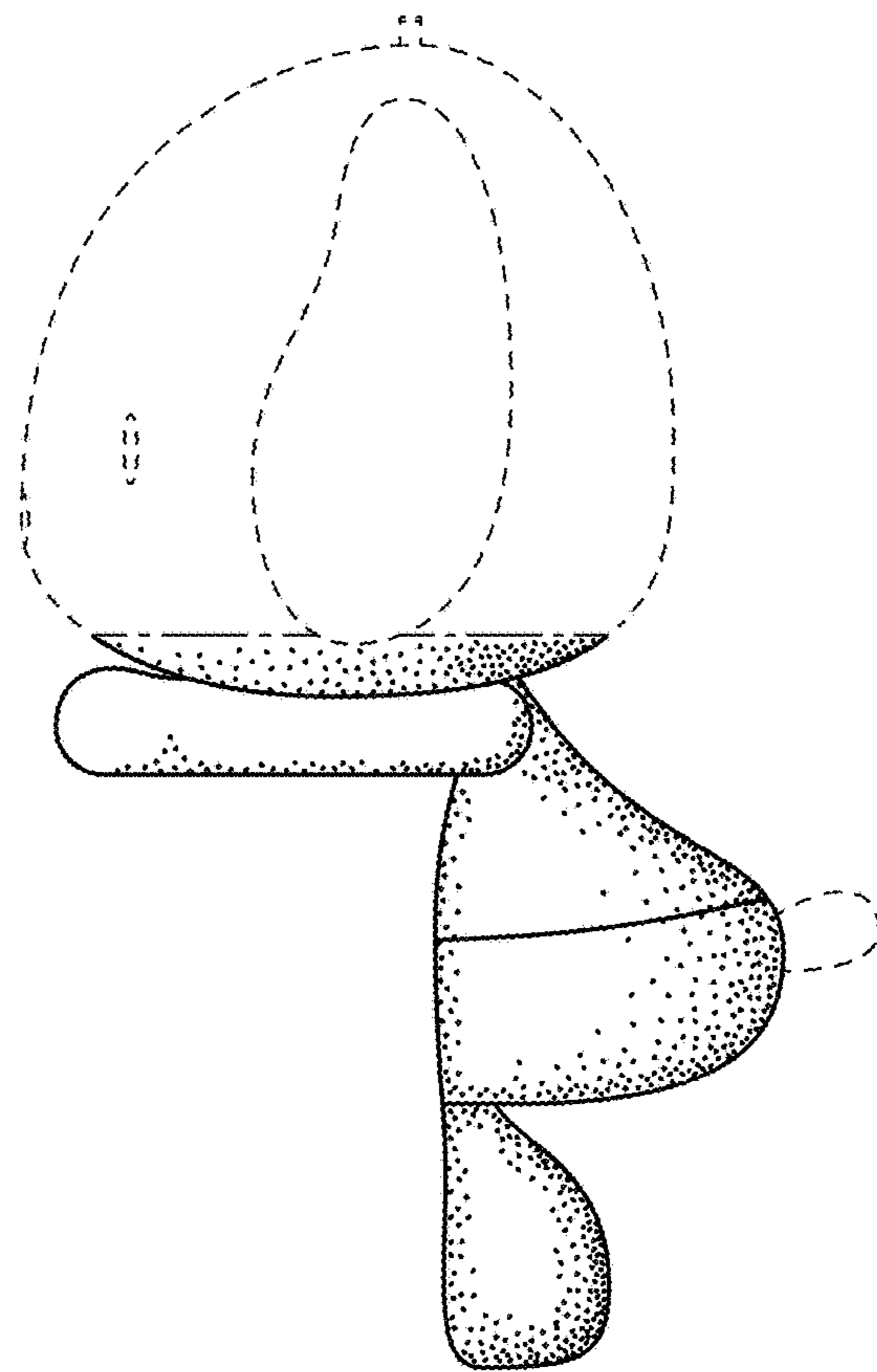


FIG. 6

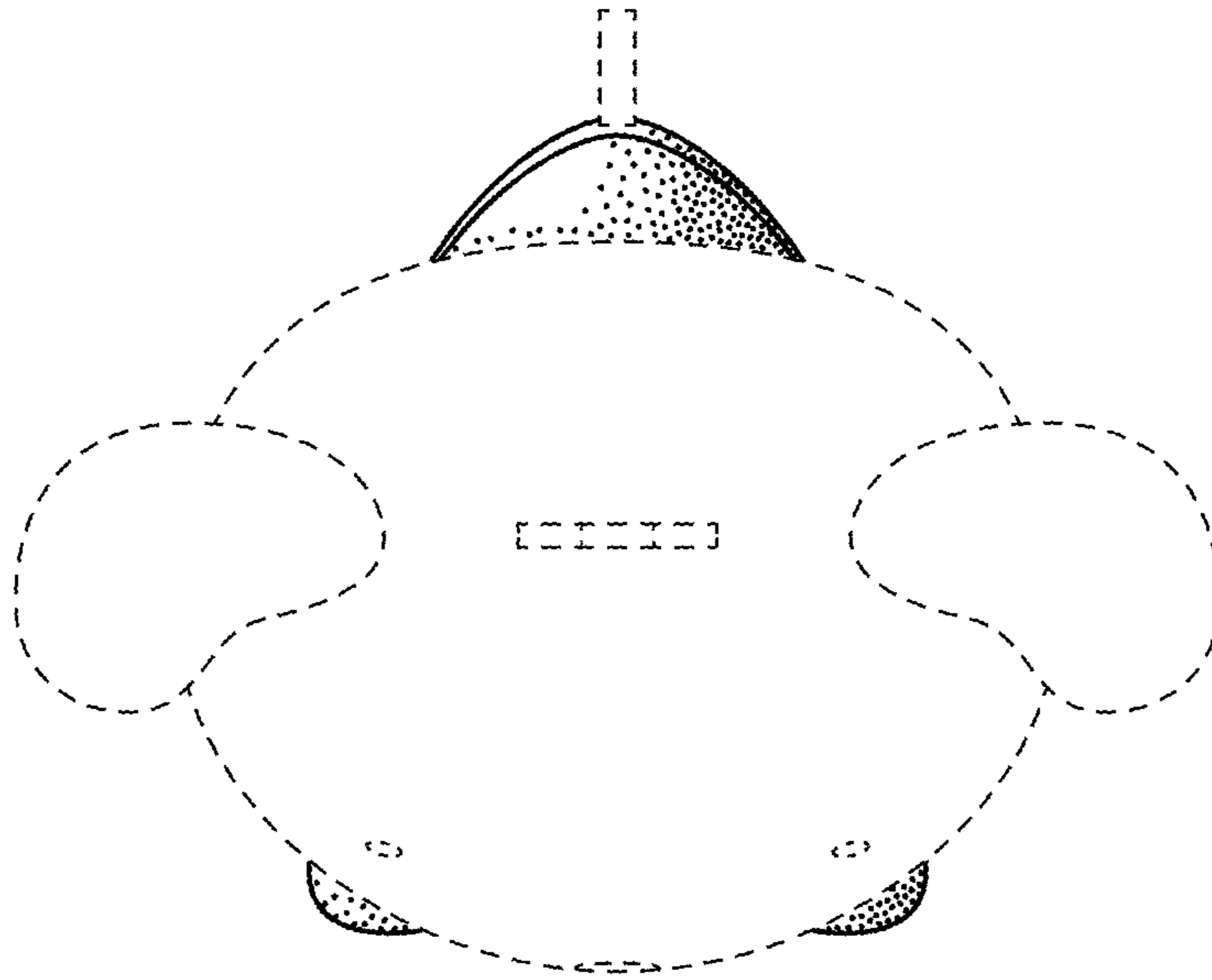


FIG. 7

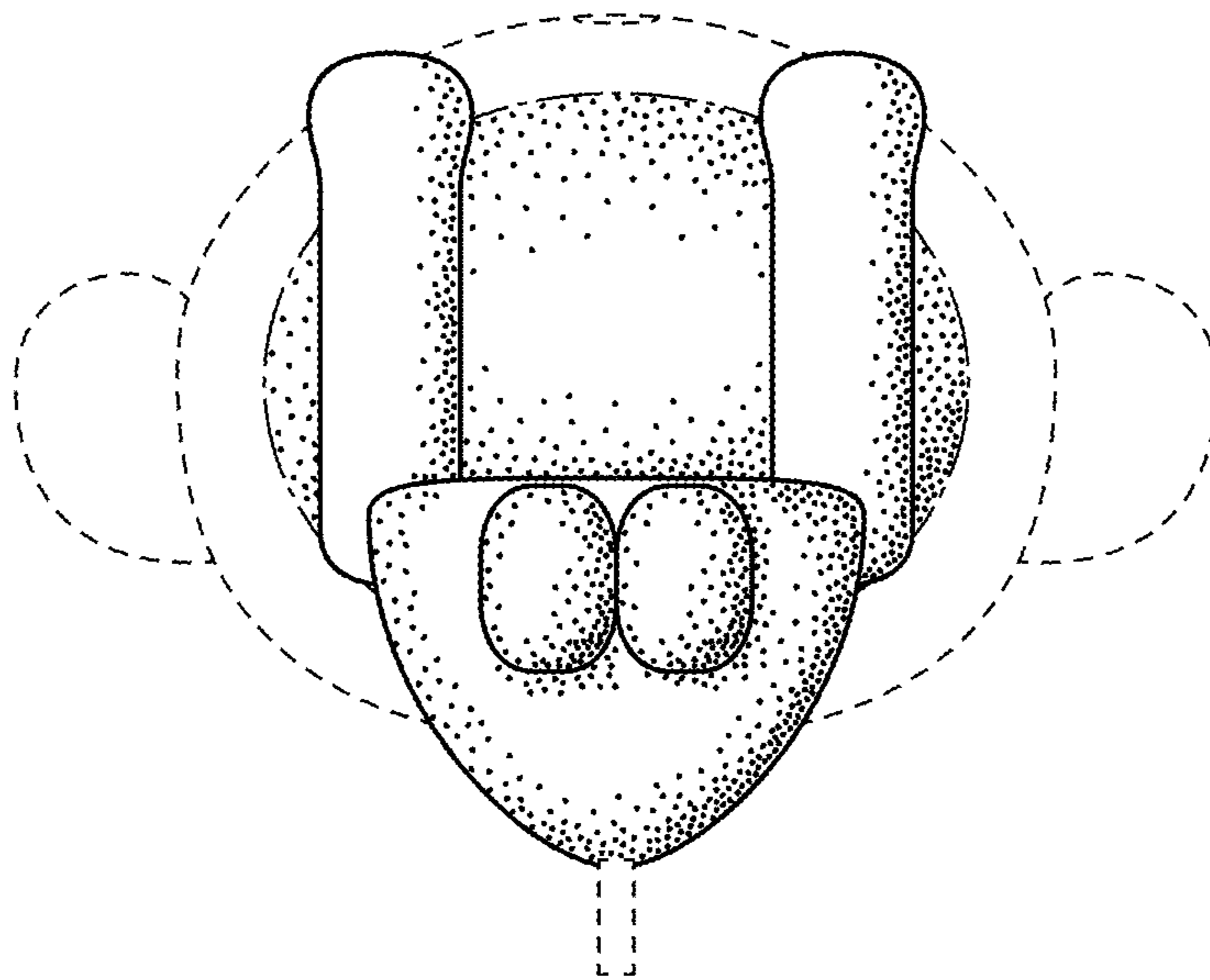


FIG. 8

