



US00D828458S

(12) **United States Design Patent**
Dumphy

(10) **Patent No.:** **US D828,458 S**

(45) **Date of Patent:** **** Sep. 11, 2018**

(54) **TOY BLOCK**

(71) Applicant: **Kejser, LLC**, Mesa, AZ (US)

(72) Inventor: **Joshua Dumphy**, Mesa, AZ (US)

(73) Assignee: **KEJSER, LLC**, Mesa, AZ (US)

(**) Term: **15 Years**

(21) Appl. No.: **29/574,740**

(22) Filed: **Aug. 18, 2016**

(51) **LOC (11) Cl.** **21-01**

(52) **U.S. Cl.**

USPC **D21/500**; D21/504

(58) **Field of Classification Search**

USPC D21/478, 479, 484, 485–505; 446/69,
446/85, 102–128; 434/208, 259, 403;
273/153, 156, 160; 428/174
CPC A63H 33/00; A63H 33/04; A63H 33/06;
A63H 33/08; A63H 33/10; A63H 33/12;
A63H 33/14; A63F 9/08; A63F 9/12;
G09B 1/36

See application file for complete search history.

(56) **References Cited**

U.S. PATENT DOCUMENTS

3,819,188 A * 6/1974 Freedman A63F 9/12
273/160
5,267,863 A * 12/1993 Simmons, Jr. A63F 9/0613
434/96
5,273,477 A * 12/1993 Adams, Jr. A63H 33/08
446/108
D407,765 S * 4/1999 Zheng D21/491
D430,231 S 8/2000 Sorensen
D465,246 S 11/2002 Sorensen
D470,196 S 2/2003 Sorensen
D545,920 S 7/2007 Sorensen
D546,901 S 7/2007 Sorensen

D571,867 S * 6/2008 Gasparotto D21/489
D598,505 S * 8/2009 Sinisi D21/501
7,833,077 B1 * 11/2010 Simmons, Jr. A63H 33/08
446/127
2003/0162473 A1 * 8/2003 Yang A63H 33/08
446/108
2005/0106989 A1 * 5/2005 Rincover A63H 33/082
446/85
2015/0367247 A1 * 12/2015 Kosmo A63H 33/42
446/71
2017/0058926 A1 * 3/2017 Takubo A63H 33/065
2017/0203226 A1 * 7/2017 Dorasamy A63H 33/08

FOREIGN PATENT DOCUMENTS

CA 59923 12/1987
KR 300660354 9/2012
KR 300811959 8/2015

* cited by examiner

Primary Examiner — Cynthia M. Chin

(74) *Attorney, Agent, or Firm* — Snell & Wilmer, L.L.P.

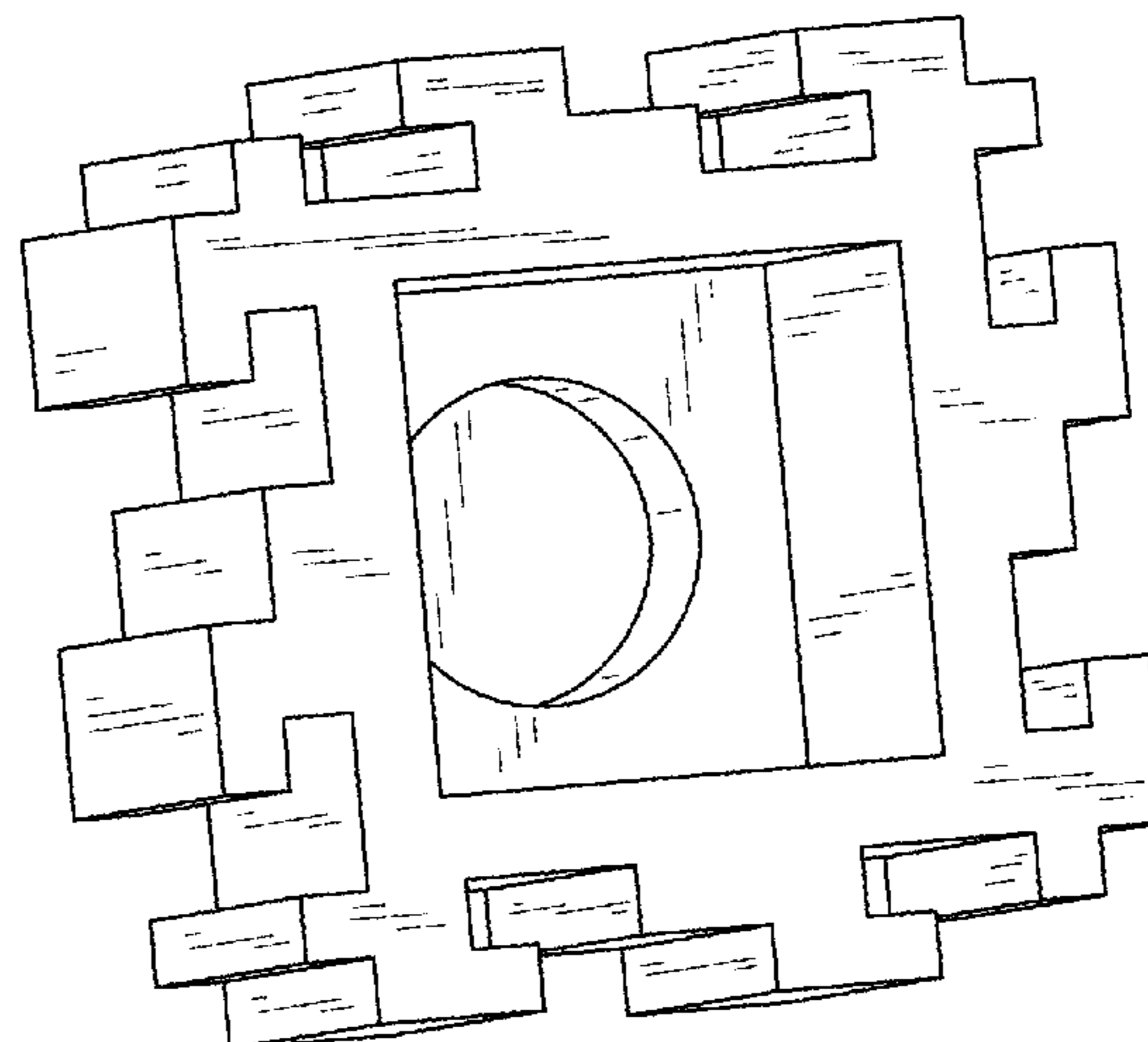
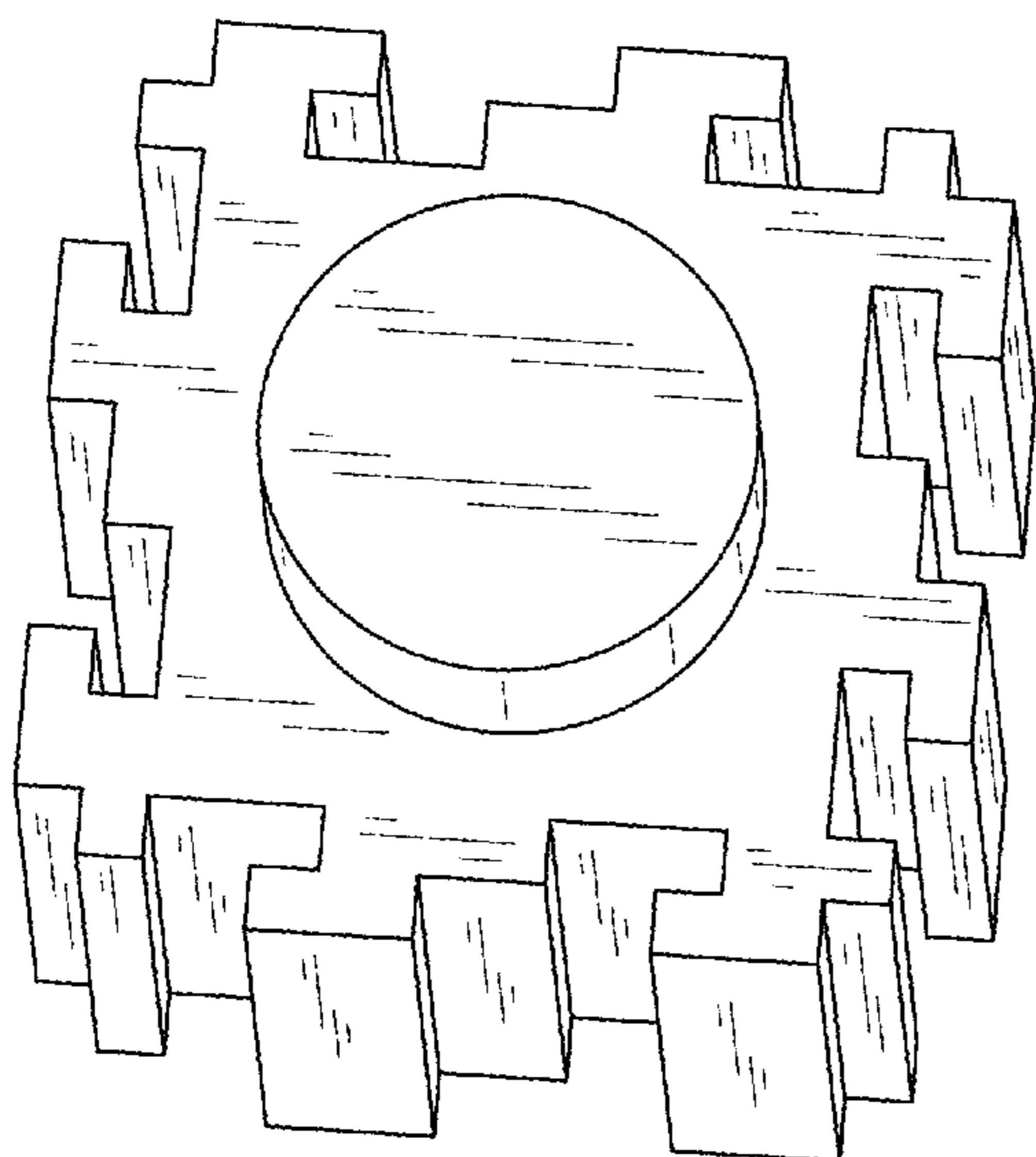
(57) **CLAIM**

The ornamental design for a toy block, as shown and described.

DESCRIPTION

FIG. 1 is a perspective view depicting a toy block with connective sides;
FIG. 2 is top elevation view of the toy block of FIG. 1;
FIG. 3 is a front side view of the toy block of FIG. 1, which is similar to a back side view, a left side view, and a right side view thereof;
FIG. 4 is a bottom perspective view of the toy block of FIG. 1; and,
FIG. 5 is a bottom elevation view of the toy block of FIG. 1.

1 Claim, 5 Drawing Sheets






FIG. 1

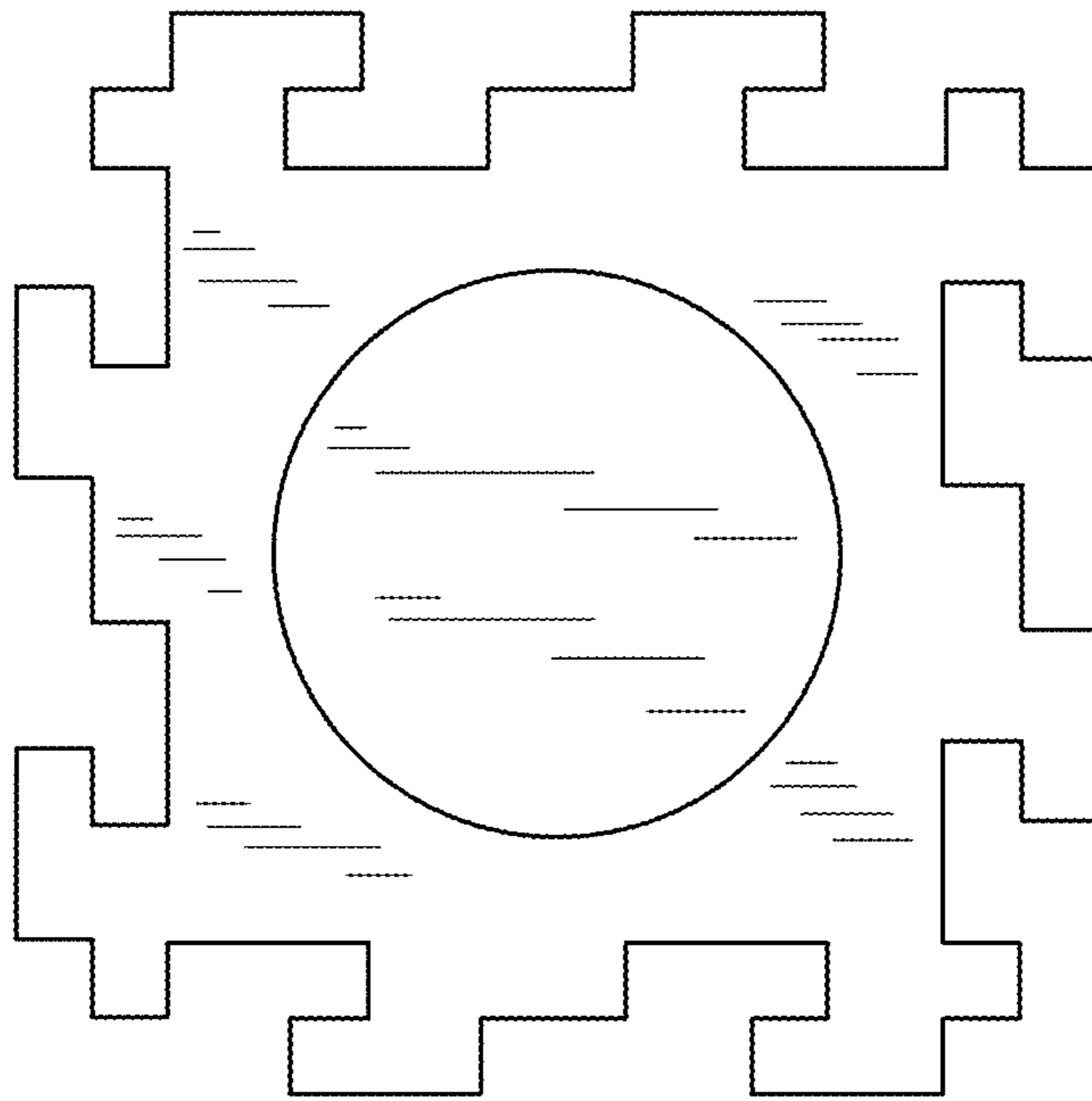


FIG.2

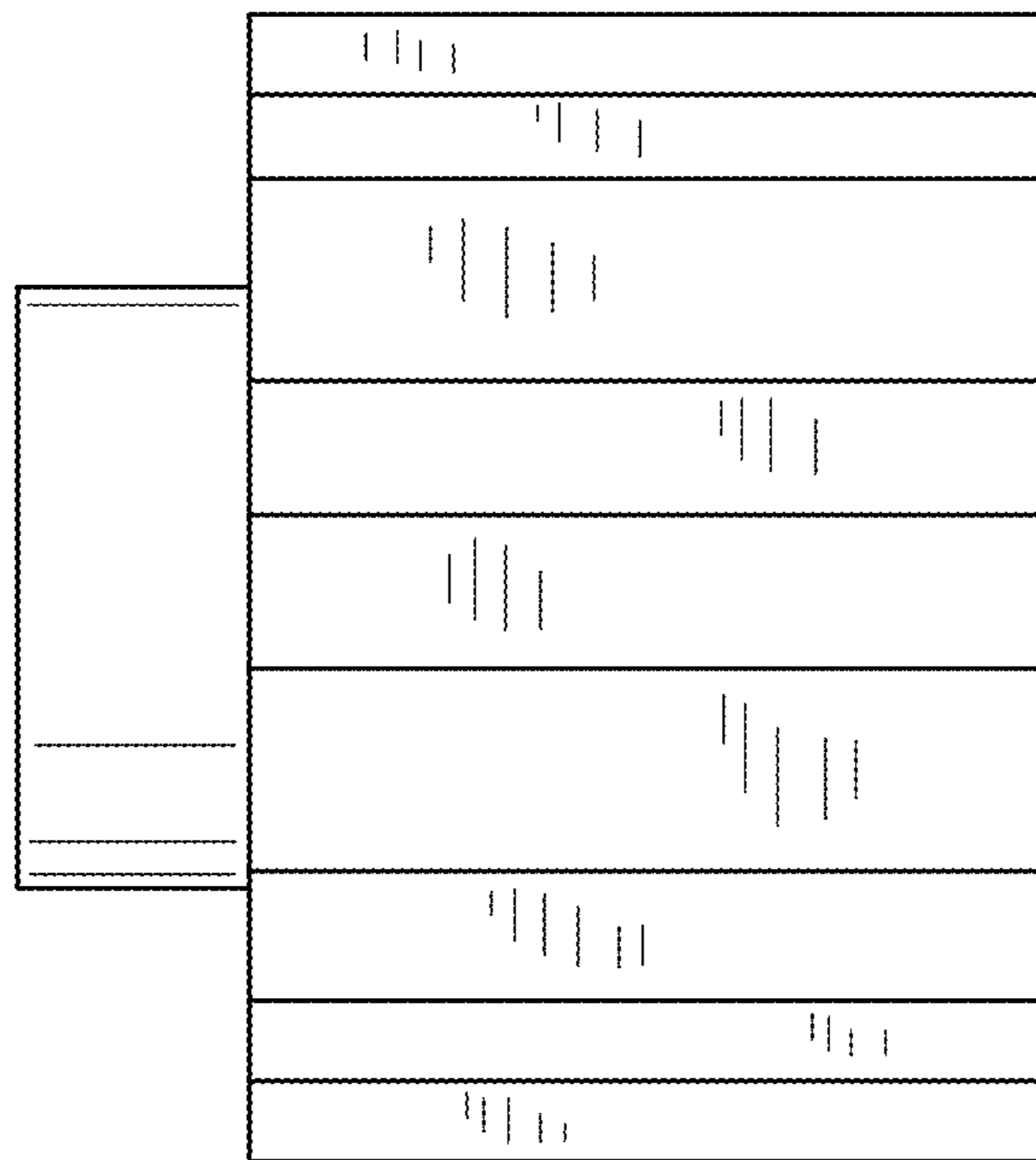


FIG.3

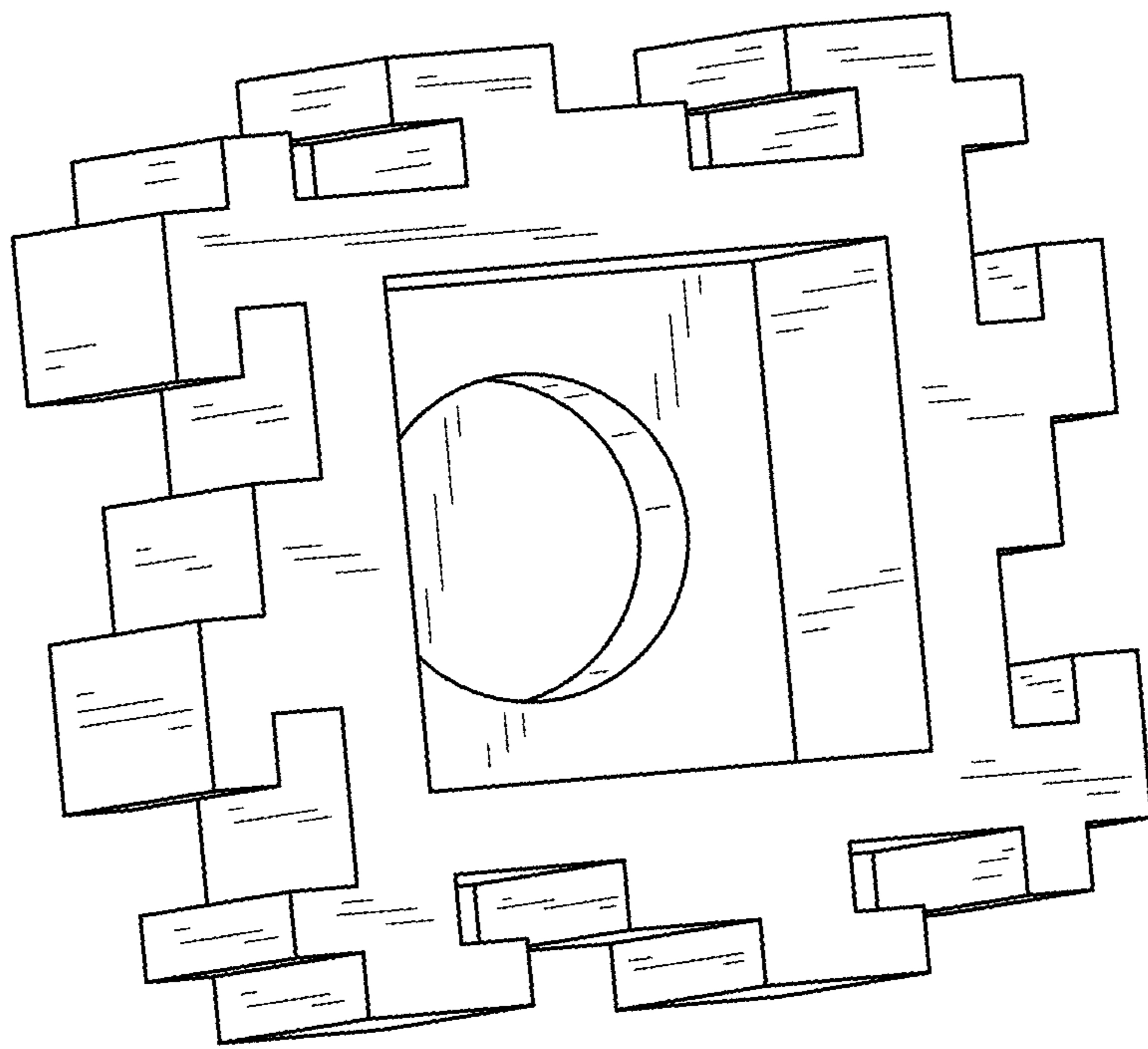


FIG.4

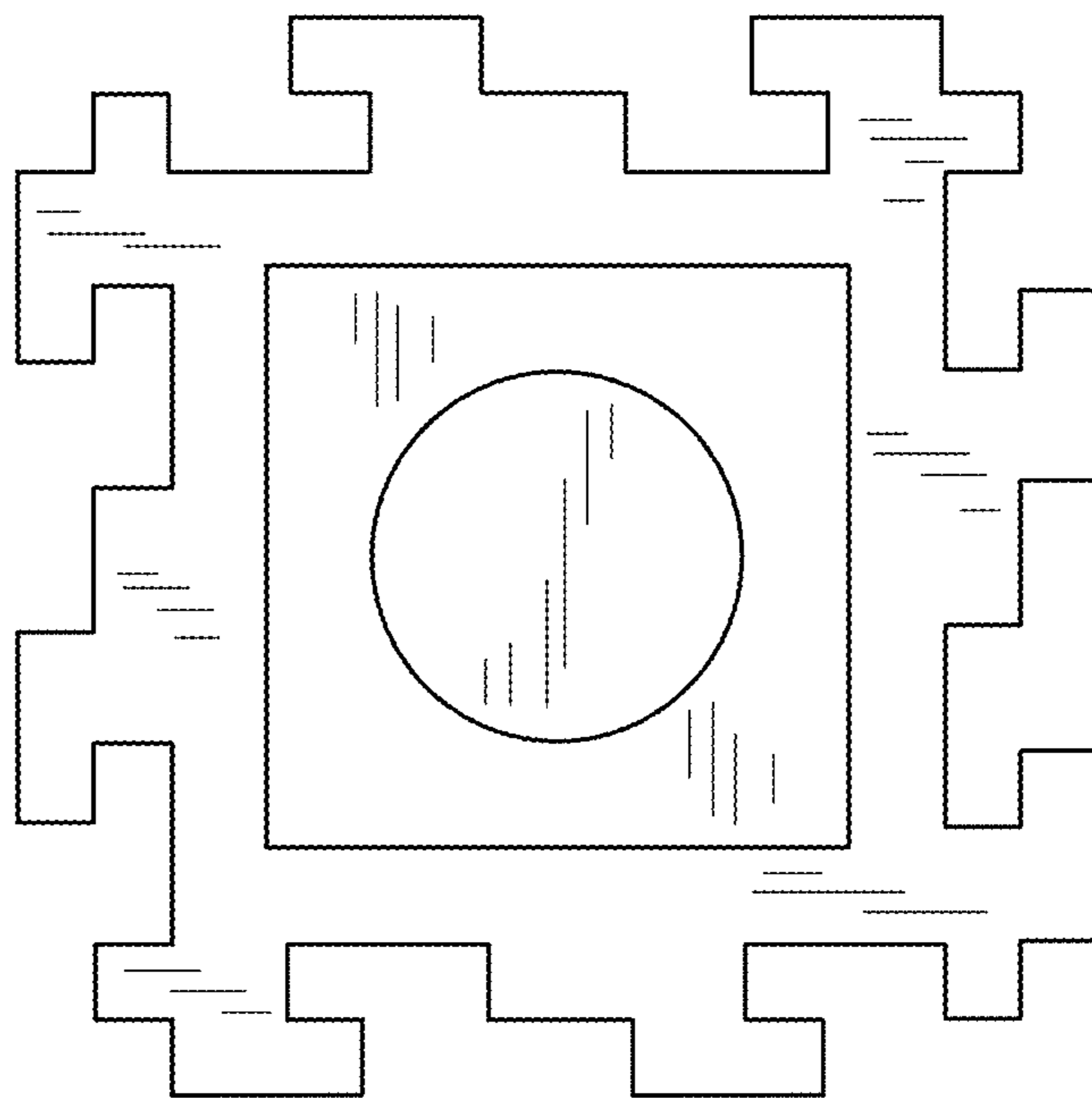


FIG.5