

US00D828457S

(12) **United States Design Patent** (10) **Patent No.:** **US D828,457 S**
Reynolds et al. (45) **Date of Patent:** **** Sep. 11, 2018**

(54) **CONSTRUCTION TOY ELEMENT**
(71) Applicant: **SPIN MASTER LTD.**, Toronto (CA)
(72) Inventors: **Paul Andrew Reynolds**, Toronto (CA);
Hamid R. Hashemi, Mississauga (CA)
(73) Assignee: **SPIN MASTER LTD.**, Toronto (CA)

5,325,569 A 7/1994 Goulait
5,457,856 A 10/1995 Murasaki
5,516,099 A 5/1996 Strong
5,537,720 A 7/1996 Takizawa et al.
5,537,793 A 7/1996 Murasaki
5,867,876 A 2/1999 Petersen
5,908,342 A 6/1999 Wolvin
D425,276 S 5/2000 George

(Continued)

(**) Term: **15 Years**

FOREIGN PATENT DOCUMENTS

(21) Appl. No.: **29/614,604**

CA 154444 S 10/2014
CN 1545430 A 11/2004

(Continued)

(22) Filed: **Aug. 21, 2017**

(51) **LOC (11) Cl.** **21-01**

(52) **U.S. Cl.**

USPC **D21/498**; D21/493; D21/707

(58) **Field of Classification Search**

USPC D21/468, 483, 488, 493, 494, 496, 498,
D21/502, 503, 707, 713, 714; D11/1, 17;
D32/35, 40

CPC A63H 33/00; A63H 33/04; A63H 33/048;
A63H 33/08; A63H 33/088; A63H
33/108; A63H 3/00; A63H 3/02

See application file for complete search history.

OTHER PUBLICATIONS

Patent Evaluation Report for Chinese Patent Application No.
ZL2015205694682, SIPO.

(Continued)

Primary Examiner — Cynthia M. Chin

(74) *Attorney, Agent, or Firm* — Millman IP Inc.

(57)

CLAIM

The ornamental design for a construction toy element, as
shown and described.

(56) **References Cited**

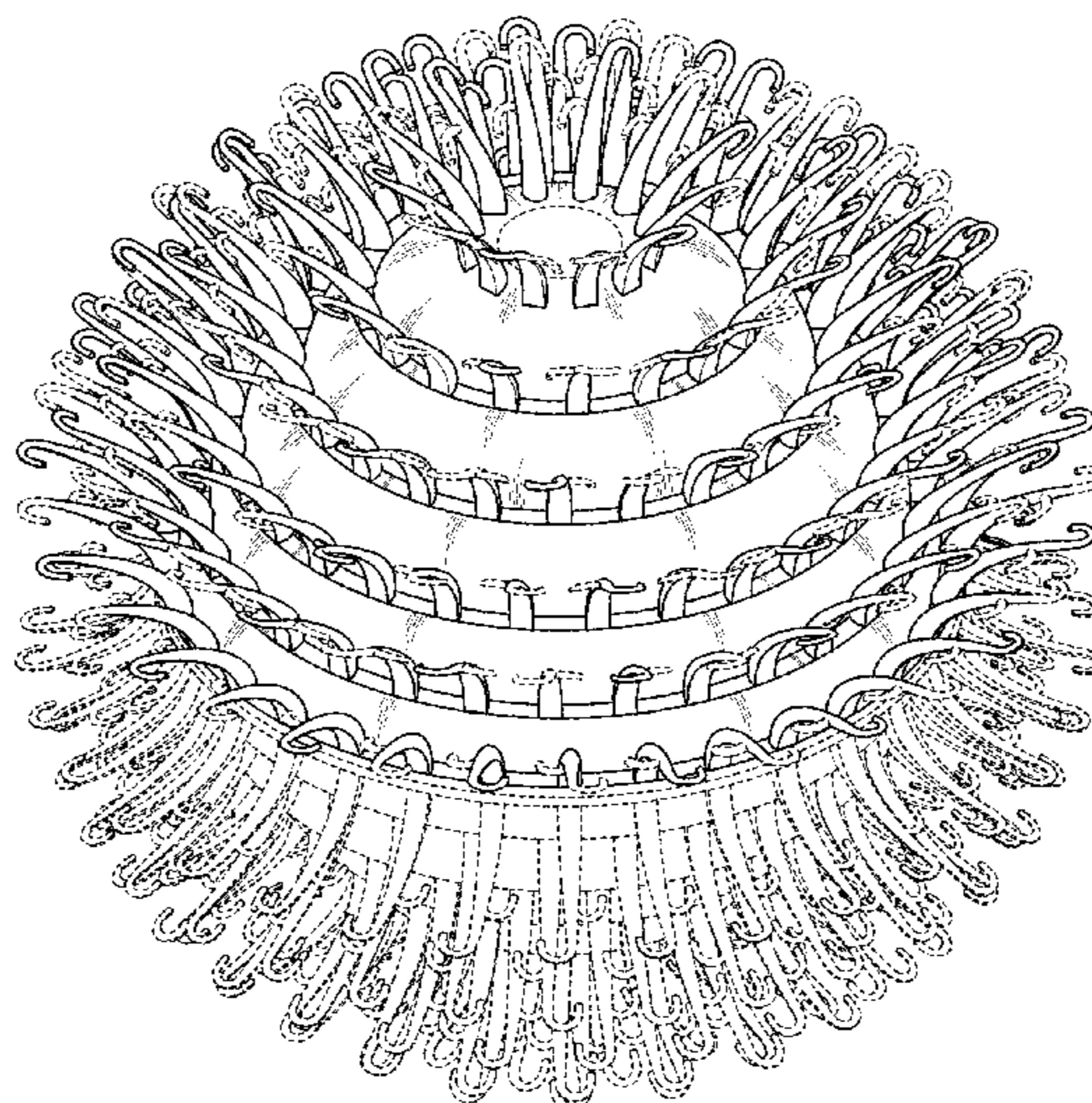
U.S. PATENT DOCUMENTS

2,902,821 A 9/1959 Kelly, Jr.
3,128,514 A 4/1964 Parker et al.
3,562,077 A 2/1971 Raba
3,597,874 A 8/1971 Ogsbury et al.
3,603,025 A 9/1971 Heubl
3,626,632 A 12/1971 Bullock, Jr.
3,941,383 A 3/1976 Clarke
4,169,303 A 10/1979 Lemelson
4,680,838 A 7/1987 Astl
4,756,529 A 7/1988 Stillinger
4,860,896 A 8/1989 Snider
D305,788 S 1/1990 Herren
4,991,841 A 2/1991 Paranto
5,238,438 A 8/1993 Glickman

DESCRIPTION

FIG. 1 is a perspective view from above and to one side of
the new design for a construction toy element;
FIG. 2 is a top plan view thereof;
FIG. 3 is a bottom plan view thereof;
FIG. 4 is a right side elevation view thereof;
FIG. 5 is a left side elevation view thereof;
FIG. 6 is a front elevation view thereof; and,
FIG. 7 is a front elevation view thereof.
The broken lines are for the purpose of illustrating portions
of the article that form no part of the claim.

1 Claim, 7 Drawing Sheets



(56)

References Cited

U.S. PATENT DOCUMENTS

6,061,881 A 5/2000 Takizawa
 6,174,250 B1 1/2001 Hollis et al.
 6,280,282 B1 8/2001 Puchalski
 6,588,073 B1 7/2003 Zoromski et al.
 6,607,419 B2 8/2003 Day et al.
 6,645,101 B1 11/2003 Wong
 7,063,021 B2* 6/2006 Keegstra F42B 12/34
 102/438
 7,141,283 B2 11/2006 Janzen et al.
 D535,341 S 1/2007 Chernick et al.
 7,165,869 B2 1/2007 Chernick et al.
 D536,754 S* 2/2007 Chernick D21/398
 D537,131 S* 2/2007 Chernick D21/398
 D540,896 S 4/2007 Chernick et al.
 7,225,510 B2 6/2007 Gallant
 D547,813 S* 7/2007 Chernick D21/443
 D551,307 S* 9/2007 Chernick D21/707
 D561,277 S 2/2008 Chernick et al.
 D563,494 S 3/2008 Nelson et al.
 D661,614 S 6/2012 Wang
 D667,515 S* 9/2012 Wang D21/398

D696,450 S* 12/2013 Coury D26/118
 D738,964 S 9/2015 Reynolds
 9,636,601 B2* 5/2017 Reynolds A63H 33/048
 2002/0086605 A1 7/2002 Cheung
 2002/0086606 A1 7/2002 Bottomy
 2006/0084355 A1 4/2006 Wong et al.
 2006/0228980 A1 10/2006 Hammond
 2013/0178130 A1 7/2013 Balint
 2016/0059143 A1 3/2016 Reynolds

FOREIGN PATENT DOCUMENTS

CN 201375819 Y 1/2010
 CN 102008825 A 4/2011
 CN 102008826 A 4/2011
 EM 003323997-0001 7/2016

OTHER PUBLICATIONS

U.S. Appl. No. 15/467,539, Non-Final Office Action, dated May 4, 2017, USPTO.

* cited by examiner

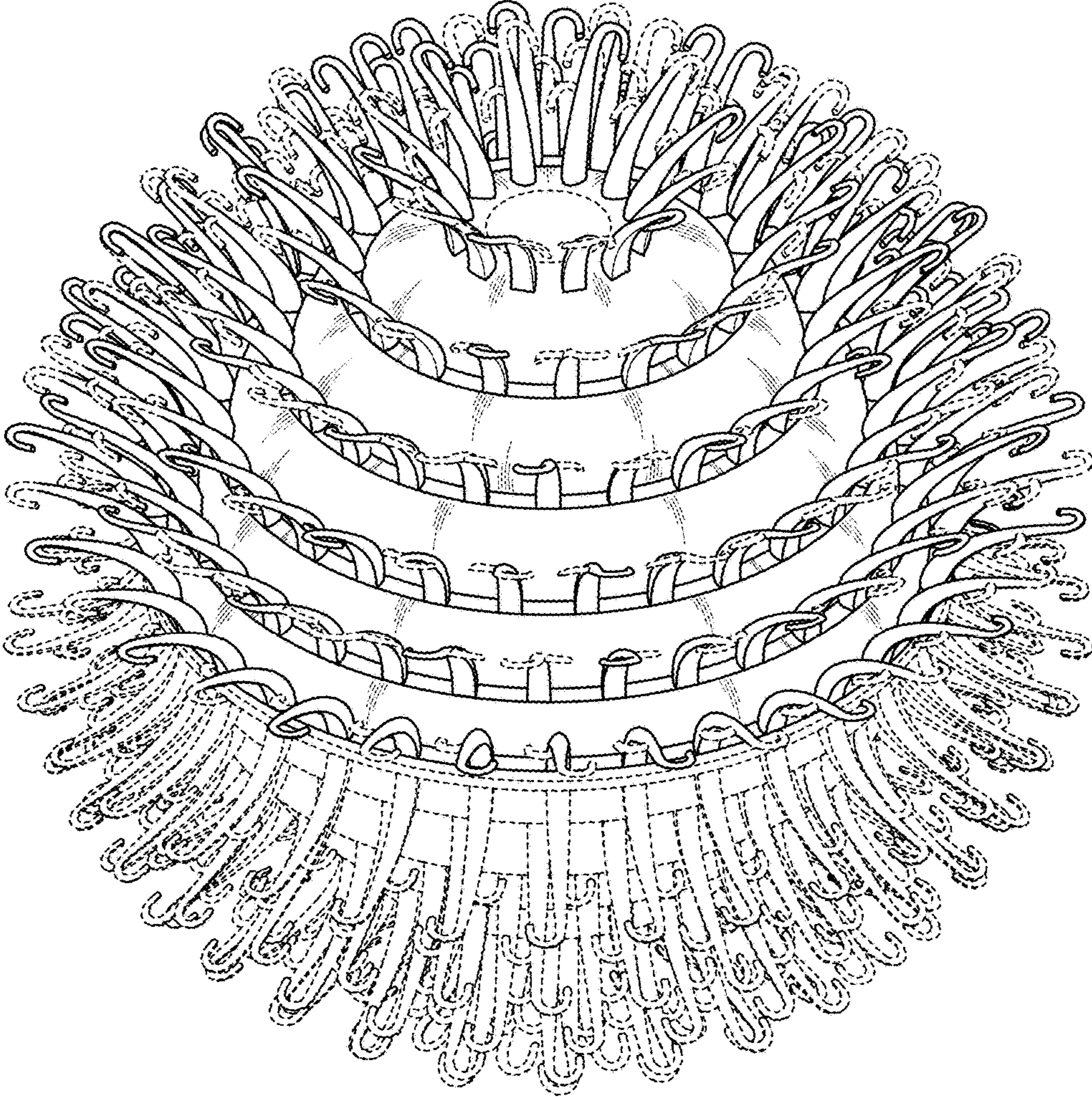


FIG. 1

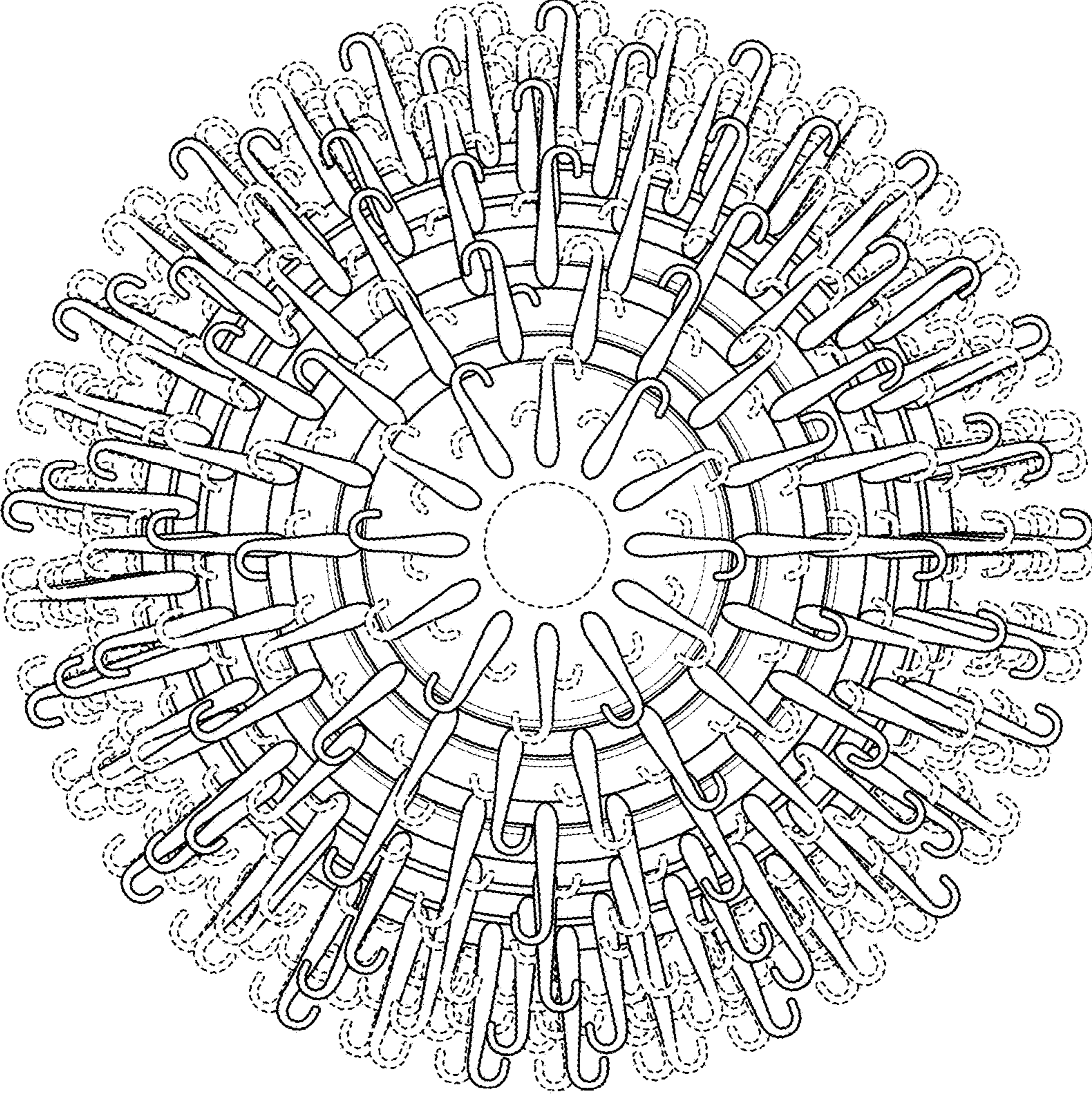


FIG. 2

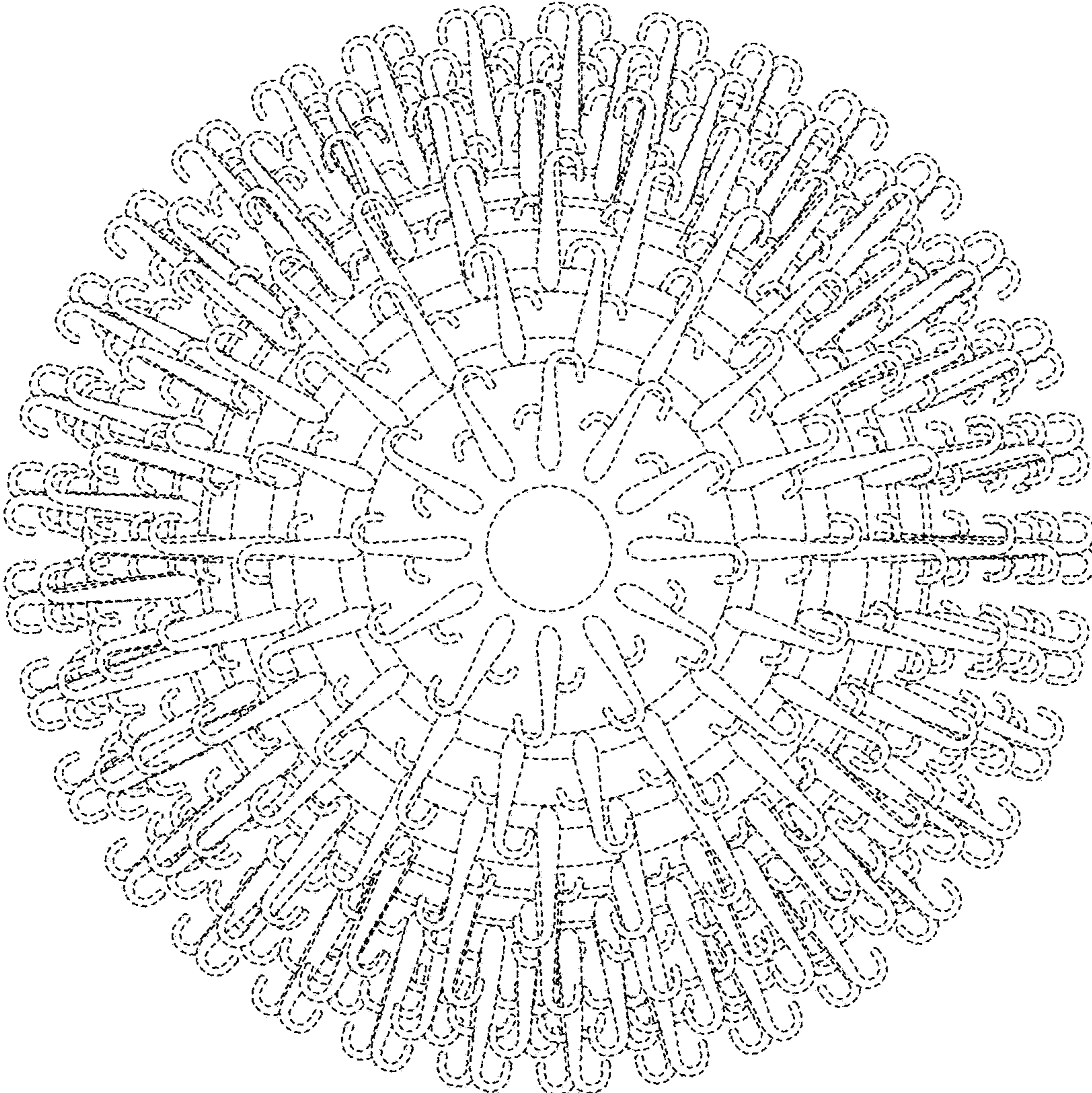


FIG. 3

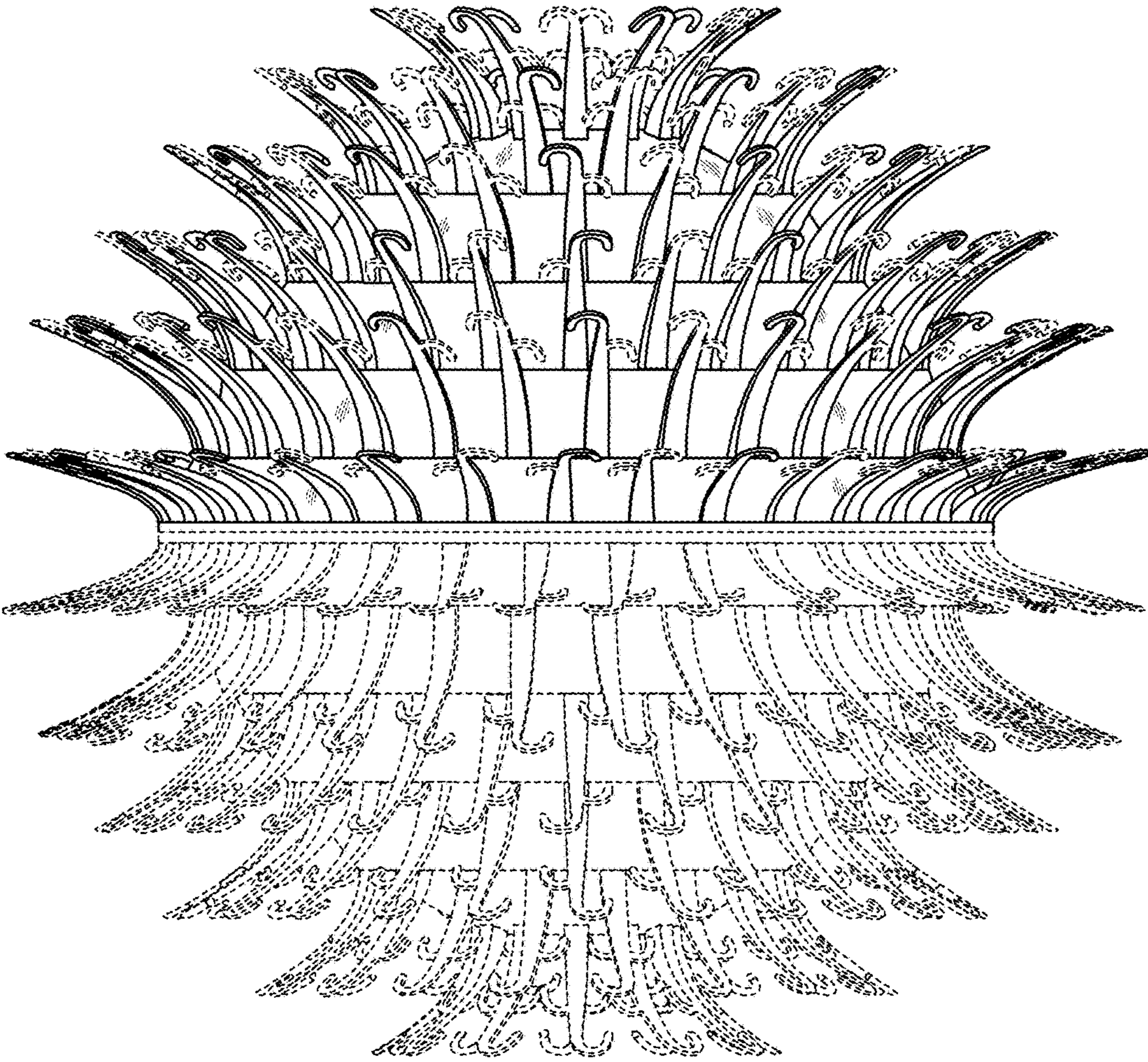


FIG. 4




FIG. 5

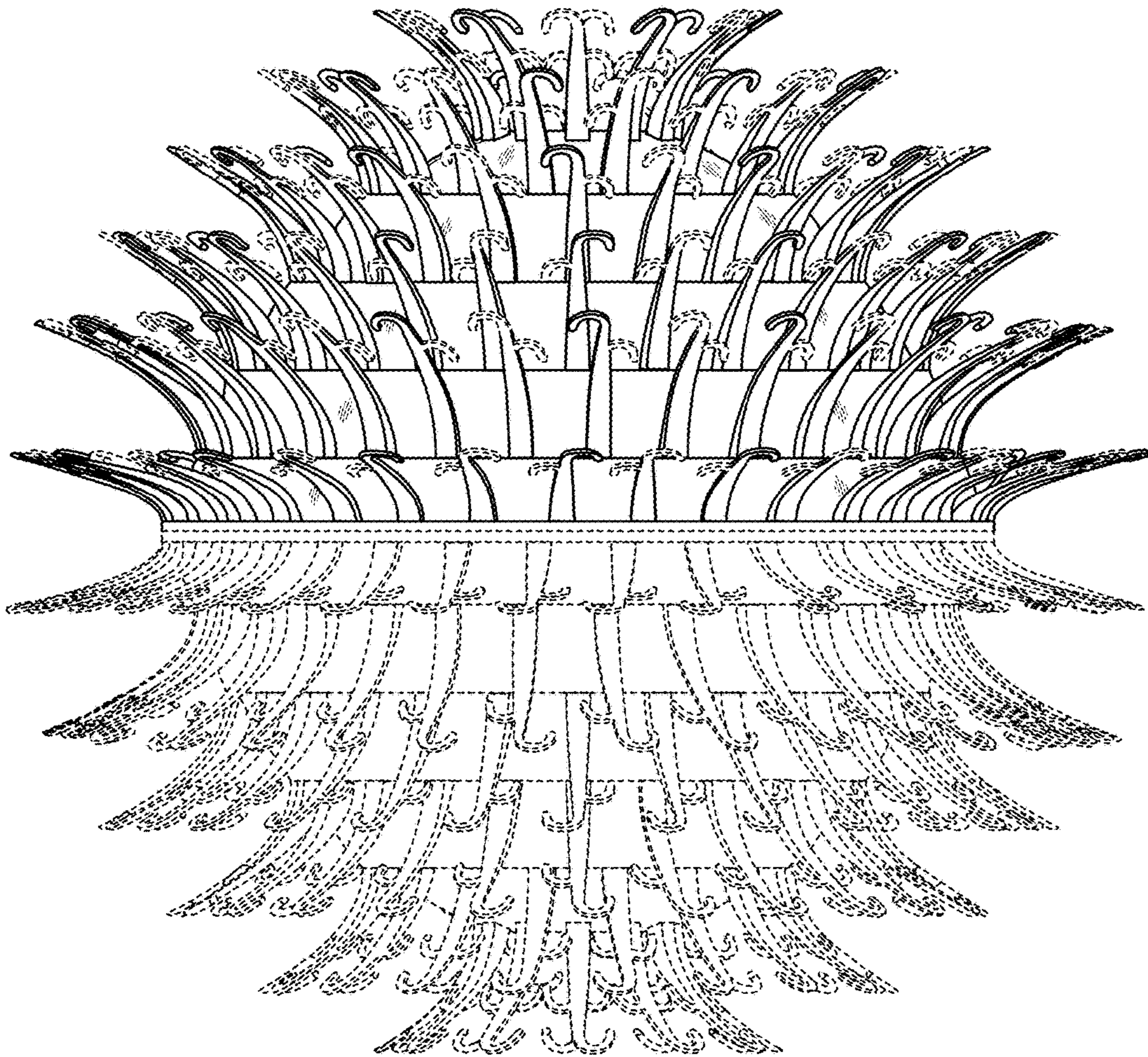


FIG. 6

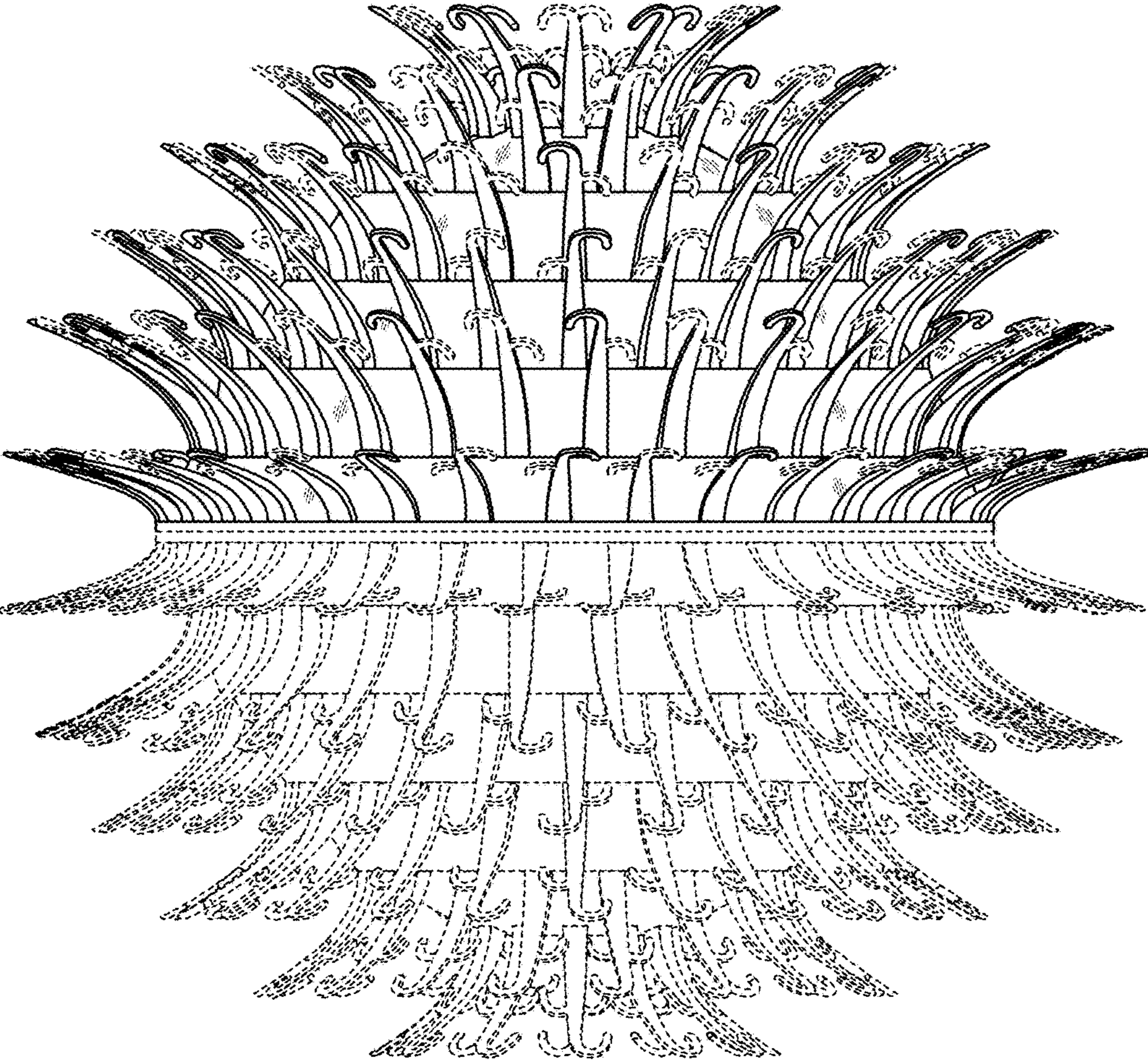


FIG. 7