

US00D828411S

(12) **United States Design Patent**
Choi et al.

(10) **Patent No.:** **US D828,411 S**

(45) **Date of Patent:** **** Sep. 11, 2018**

(54) **DRAWER FOR REFRIGERATOR**

(71) Applicant: **LG ELECTRONICS INC.**, Seoul (KR)

(72) Inventors: **Kyukwan Choi**, Seoul (KR); **Daesung Lee**, Seoul (KR); **Jihyun Lee**, Seoul (KR); **Hyunki Kim**, Seoul (KR)

(73) Assignee: **LG ELECTRONICS INC.**, Seoul (KR)

(**) Term: **15 Years**

(21) Appl. No.: **35/503,247**

(22) Filed: **Dec. 19, 2016**

(80) **Hague Agreement Data**

Int. Filing Date: **Dec. 19, 2016**

Int. Reg. No.: **DM/094059**

Int. Reg. Date: **Dec. 19, 2016**

Int. Reg. Pub. Date: **Jun. 23, 2017**

(30) **Foreign Application Priority Data**

Jun. 28, 2016 (KR) 30-2016-0031492

(51) **LOC (11) Cl.** **15-07**

(52) **U.S. Cl.**

USPC **D15/89**

CPC **F25D 25/02** (2013.01)

(58) **Field of Classification Search**

USPC D15/79-91

CPC F25D 25/02; F25D 25/024; F25D 23/00; F25D 2325/022; F25D 25/04; F25D 23/067; F25D 23/04; F25D 11/00; F25D 23/025; F25D 25/025; F25D 27/00; F25D 2325/021; F25D 2400/22; F25D 11/02; F25D 23/12; F25D 27/005; F25D 2331/80; F25D 2323/122; F25D 2325/00; F25D 2327/00; F25D 2327/001; F25D 2331/809; F25D 2331/81; F25D 23/062; F25D 23/065; F25D 23/069; F25D

23/087; F25D 23/126; F25D 2400/36; F25D 2400/361; F25D 25/00; F25D 2600/00; F25D 2600/02; F25D 17/042; F25D 2331/805; F25D 23/028; F25D 2400/40; F25D 2500/02; F25D 2500/06; F25D 25/022; F25D 25/028; F25D 2201/00; F25D 2317/041; F25D 2317/0411; F25D 2317/0416

See application file for complete search history.

(56) **References Cited**

U.S. PATENT DOCUMENTS

D513,270	S	*	12/2005	Seok	D15/89
D656,968	S	*	4/2012	Hwang	D15/86
D658,213	S	*	4/2012	Seo	D15/86
D658,214	S	*	4/2012	Seo	D15/86
D671,152	S	*	11/2012	Seo	D15/89
D676,468	S	*	2/2013	Lee	D15/89
D677,289	S	*	3/2013	Seo	D15/90
D685,010	S	*	6/2013	Seo	D15/86

(Continued)

Primary Examiner — Richard E Chilcot

(74) *Attorney, Agent, or Firm* — Birch, Stewart, Kolasch & Birch, LLP

(57) **CLAIM**

The ornamental design for a drawer for refrigerator, as shown and described.

DESCRIPTION

1. Drawer for refrigerator

1.1 is a perspective view of a refrigerator drawer according to the present invention.

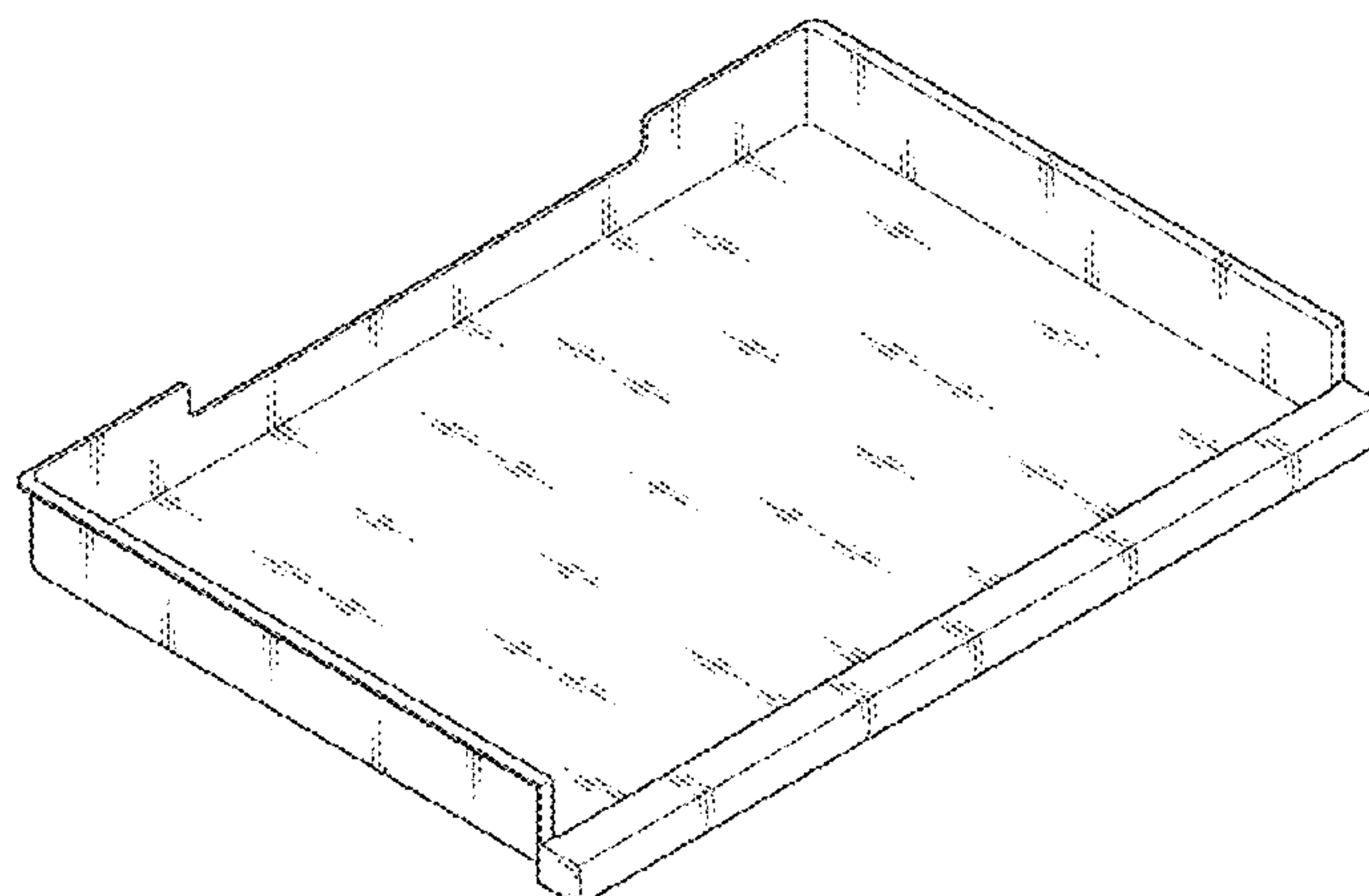
1.2 is a front elevation view of the refrigerator drawer of **1.1**.

1.3 is a rear elevation view of the refrigerator drawer of **1.1**.

1.4 is a right side elevation view of the refrigerator drawer of **1.1**.

1.5 is a left side elevation view of the refrigerator drawer of **1.1**.

(Continued)



1.6 is a top view of the refrigerator drawer of 1.1.
1.7 is a bottom view of the refrigerator drawer of 1.1.

1 Claim, 7 Drawing Sheets

(56)

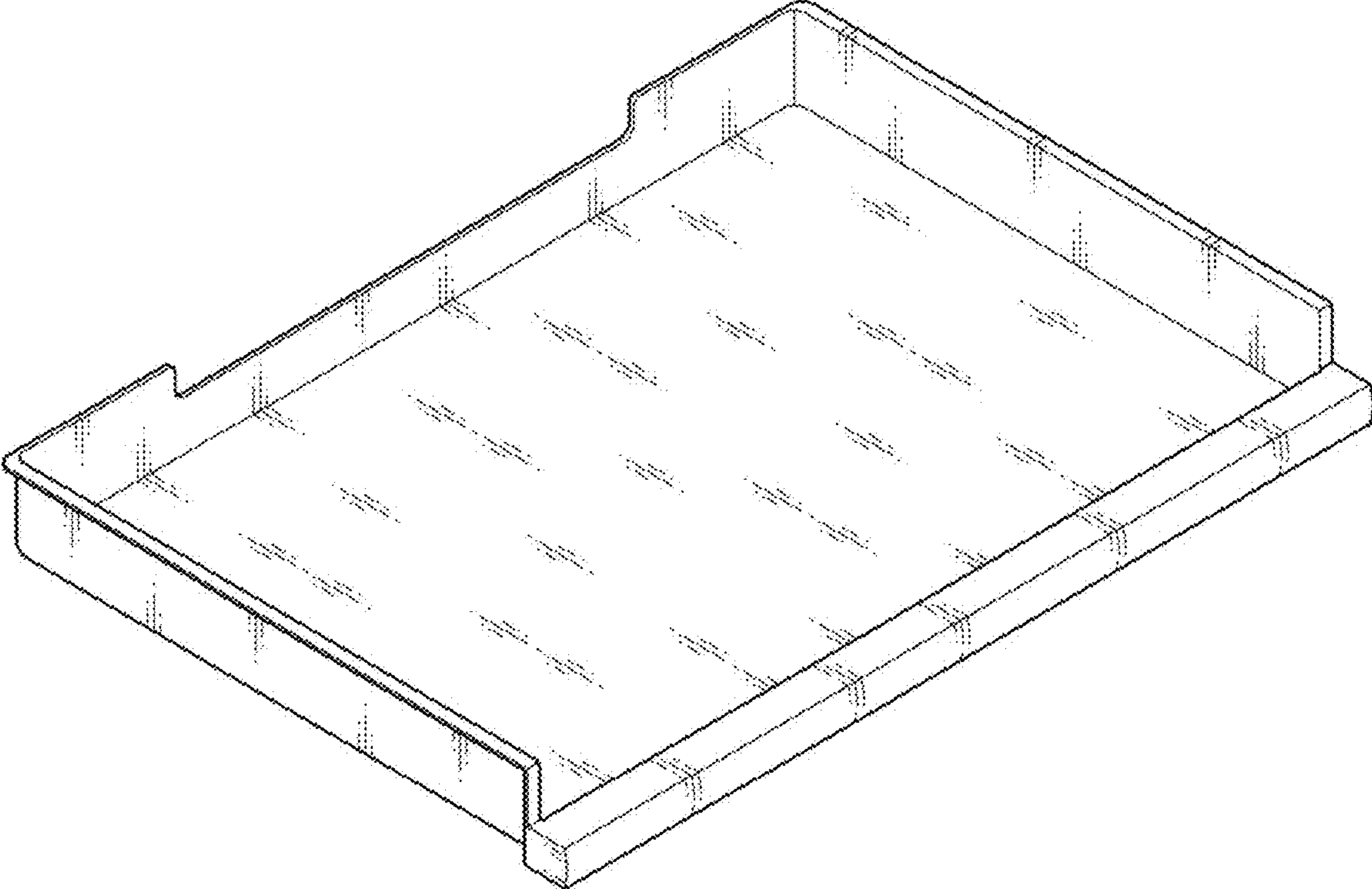
References Cited

U.S. PATENT DOCUMENTS

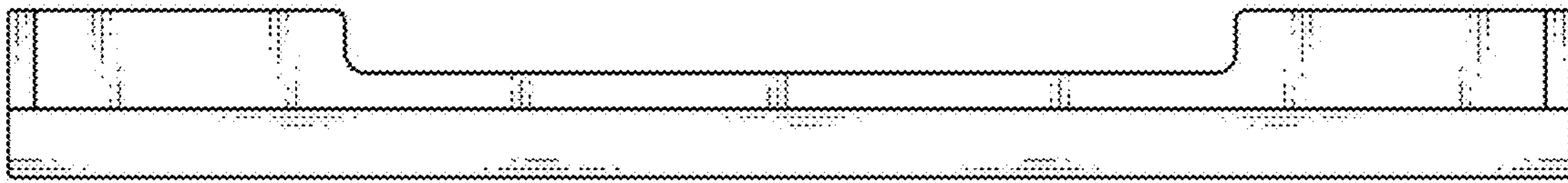
D706,314 S	*	6/2014	Seo	D15/89
D718,349 S	*	11/2014	Cho	D15/85
D730,954 S	*	6/2015	Choi	D15/89
D730,957 S	*	6/2015	You	D15/91
D731,562 S	*	6/2015	You	D15/89
D737,869 S	*	9/2015	Seo	D15/91
D743,454 S	*	11/2015	Yeo	D15/89
D774,114 S	*	12/2016	Lee	D15/89
D786,949 S	*	5/2017	Onrat	D15/89
D798,509 S	*	9/2017	Fuller	D32/3
D802,631 S	*	11/2017	Seo	D15/90
D815,695 S	*	4/2018	Waldman	D21/328

* cited by examiner


1.1



1.2




1.3




1.4



1.5



1.6



1.7

