



US00D828361S

(12) **United States Design Patent**  
**Turksu et al.**

(10) **Patent No.:** **US D828,361 S**  
(45) **Date of Patent:** **\*\* Sep. 11, 2018**

(54) **STAND FOR COMPUTER TABLET OR MOBILE PHONE**

(71) Applicant: **SARIANA, LLC**, San Diego, CA (US)

(72) Inventors: **Alan Turksu**, San Diego, CA (US);  
**Mustafa Burak Guclu**, San Diego, CA (US)

(73) Assignee: **SARIANA, LLC**, San Diego, CA (US)

(\*\*) Term: **15 Years**

(21) Appl. No.: **29/616,763**

(22) Filed: **Sep. 8, 2017**

(51) **LOC (11) Cl.** ..... **08-07**

(52) **U.S. Cl.**  
USPC ..... **D14/447**

(58) **Field of Classification Search**  
USPC ..... D14/447, 432, 434, 439, 440, 451, 452,  
D14/457, 239; D8/363, 373, 380;  
D6/406.3, 406.4, 406.5, 406.6; D12/415  
CPC ..... A47B 21/04; A47B 2097/006; A47B  
2097/005; A47B 2023/049; A45C  
2011/002; A45C 2011/003; F16M  
2200/00; F16M 13/00

See application file for complete search history.

(56) **References Cited**

**U.S. PATENT DOCUMENTS**

D287,365 S \* 12/1986 Judd ..... D14/447  
D502,913 S \* 3/2005 Fukami ..... D13/108  
D575,350 S \* 8/2008 Ashida ..... D14/434  
D647,525 S \* 10/2011 Seto ..... D14/434  
D657,741 S \* 4/2012 Fahrendorff ..... D13/108

D697,920 S \* 1/2014 Fujioka ..... D14/447  
D705,158 S \* 5/2014 Gengler ..... D13/107  
D709,075 S \* 7/2014 Miniard ..... D14/447  
D726,187 S \* 4/2015 Young ..... D14/434  
D743,411 S \* 11/2015 Zenri ..... D14/447  
D757,730 S \* 5/2016 Fletcher ..... D14/434  
D779,493 S \* 2/2017 Eliyahu  
D806,081 S \* 12/2017 Avganim ..... D14/440  
2015/0373440 A1\* 12/2015 Fontana ..... H04R 1/025  
381/388

\* cited by examiner

*Primary Examiner* — Angela J Lee

(74) *Attorney, Agent, or Firm* — Wagenknecht IP Law Group, PC

(57) **CLAIM**

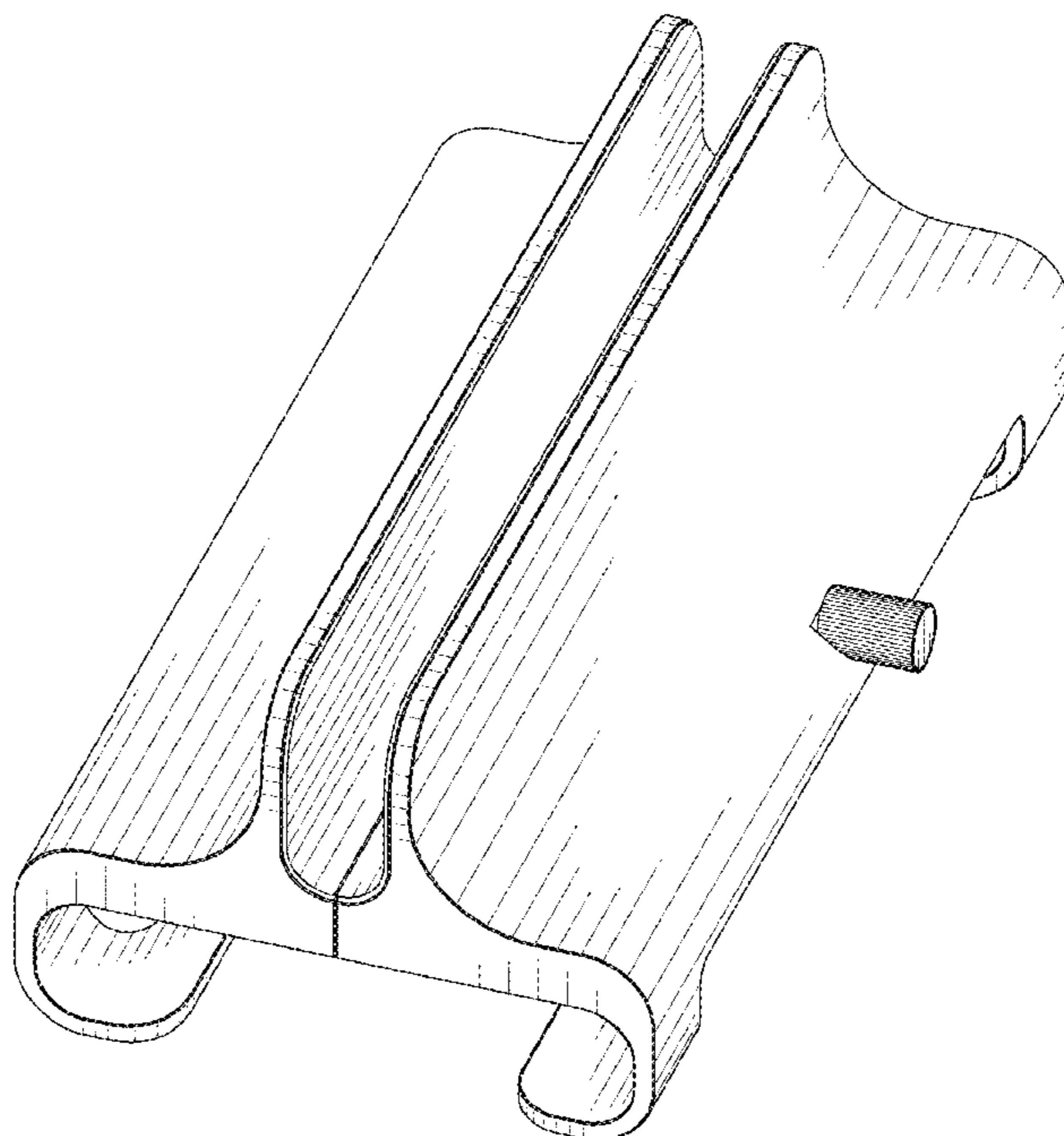
The ornamental design for a stand for computer tablet or mobile phone, as shown and described.

**DESCRIPTION**

FIG. 1 is a top, front, right isometric perspective view of a stand for computer tablet or mobile phone showing our new design in a closed position;  
FIG. 2 is a right side elevational view thereof;  
FIG. 3 is a left side elevational view thereof;  
FIG. 4 is a rear elevational view thereof;  
FIG. 5 is a front elevational view thereof;  
FIG. 6 is a top plan view thereof; and  
FIG. 7 is a bottom plan view thereof; and,  
FIG. 8 is a top, front, right isometric perspective view of a stand for computer tablet or mobile phone showing our new design in an opened position.

wherein the broken lines in the drawings depict portions of the stand for computer tablet or mobile phone that form no part of the claimed design.

**1 Claim, 7 Drawing Sheets**



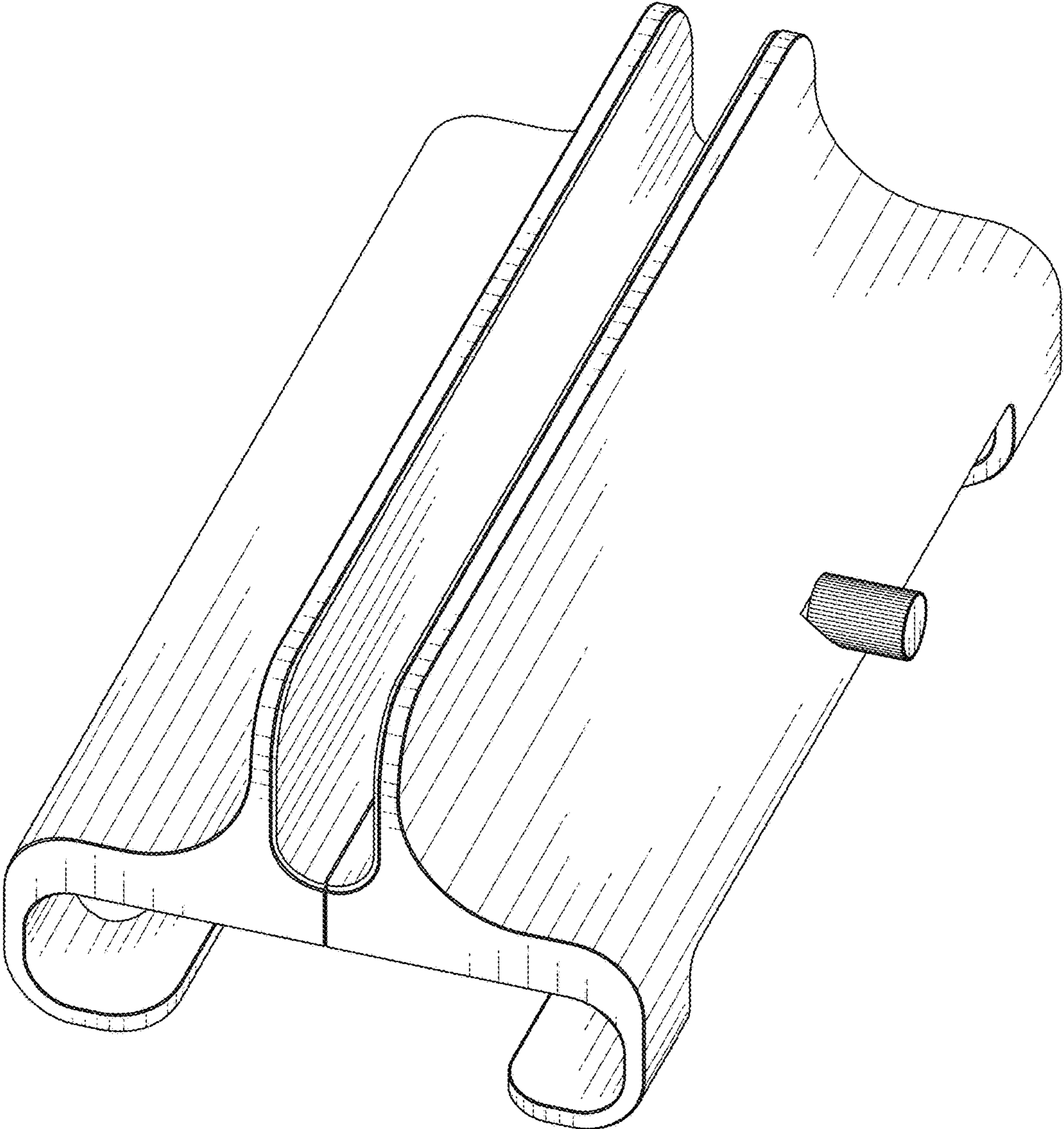


FIG. 1

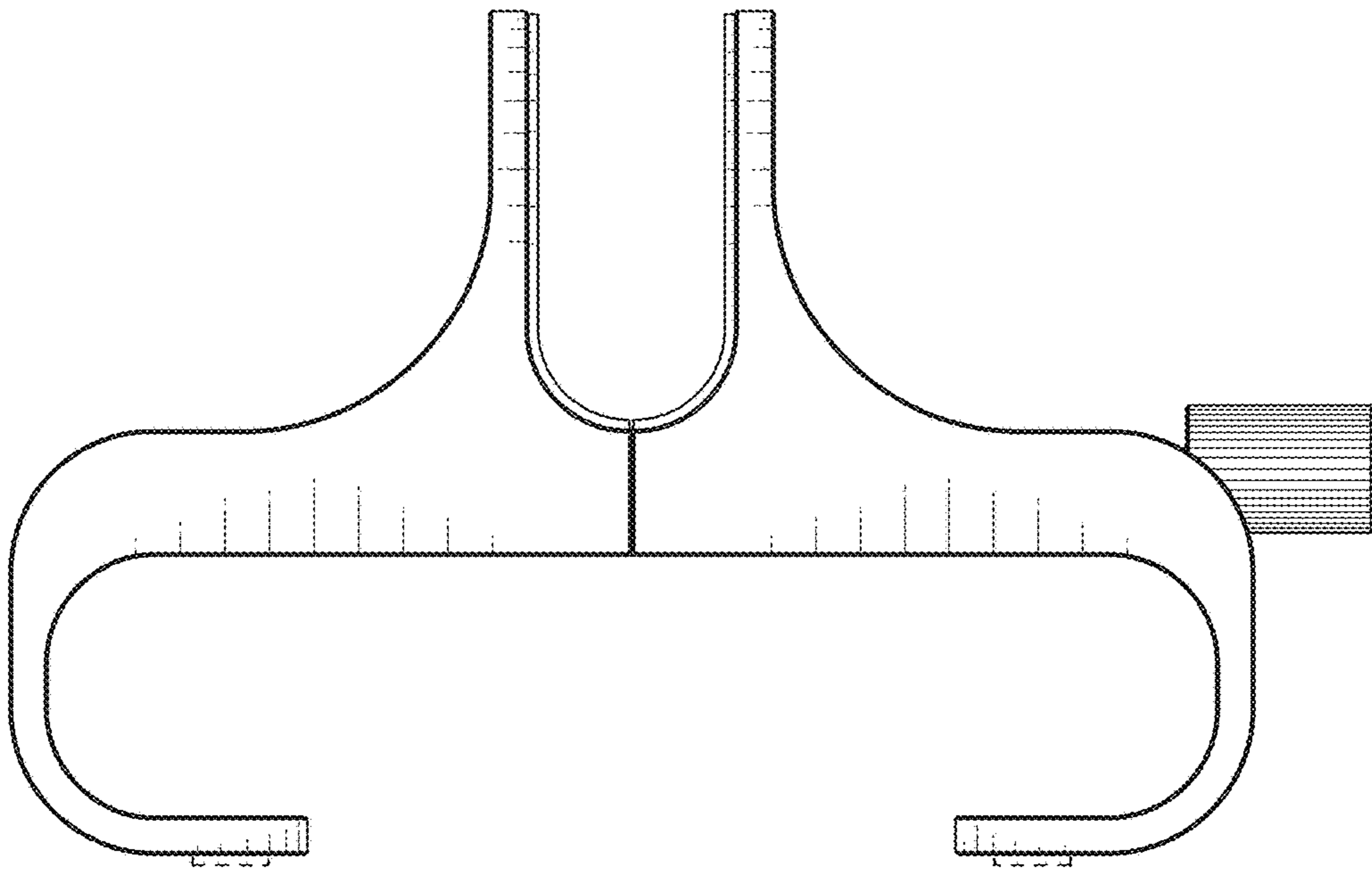


FIG. 2

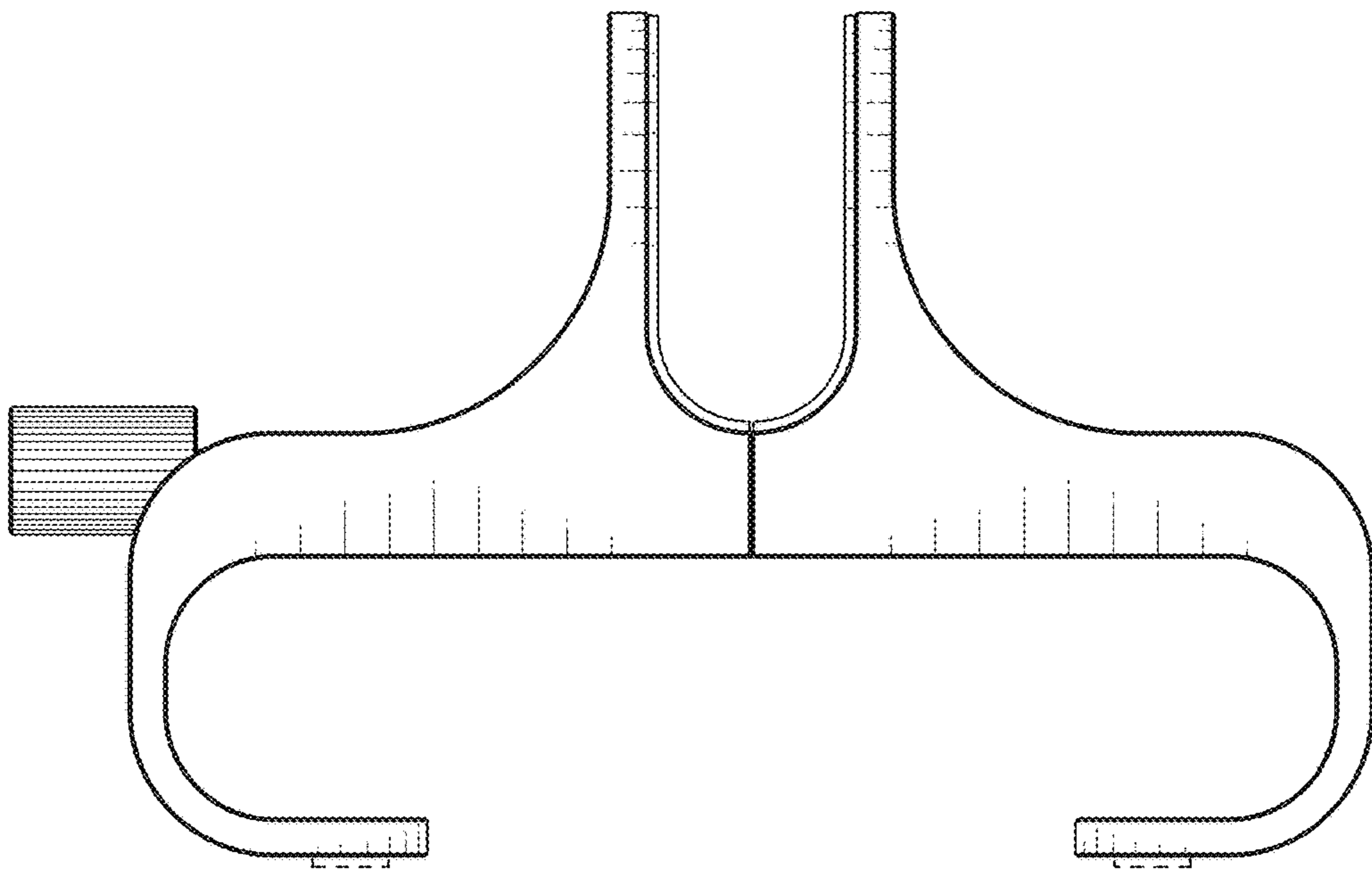


FIG. 3




FIG. 4

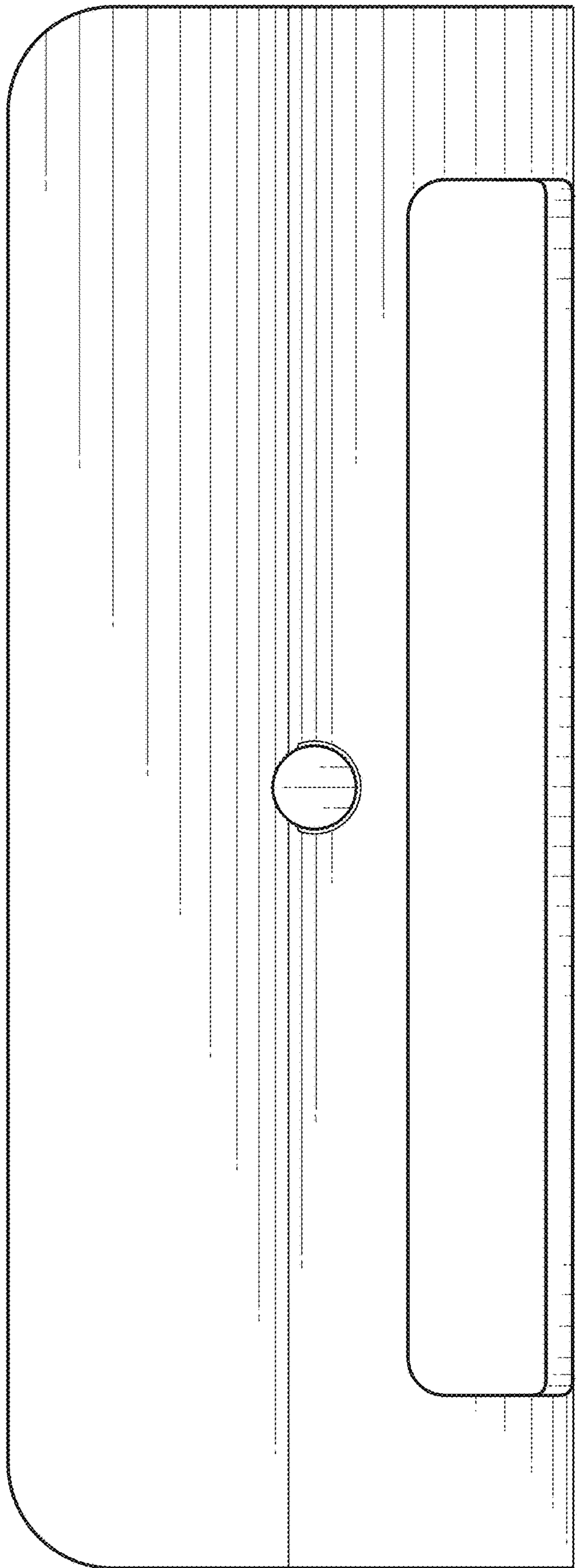


FIG. 5




FIG. 6

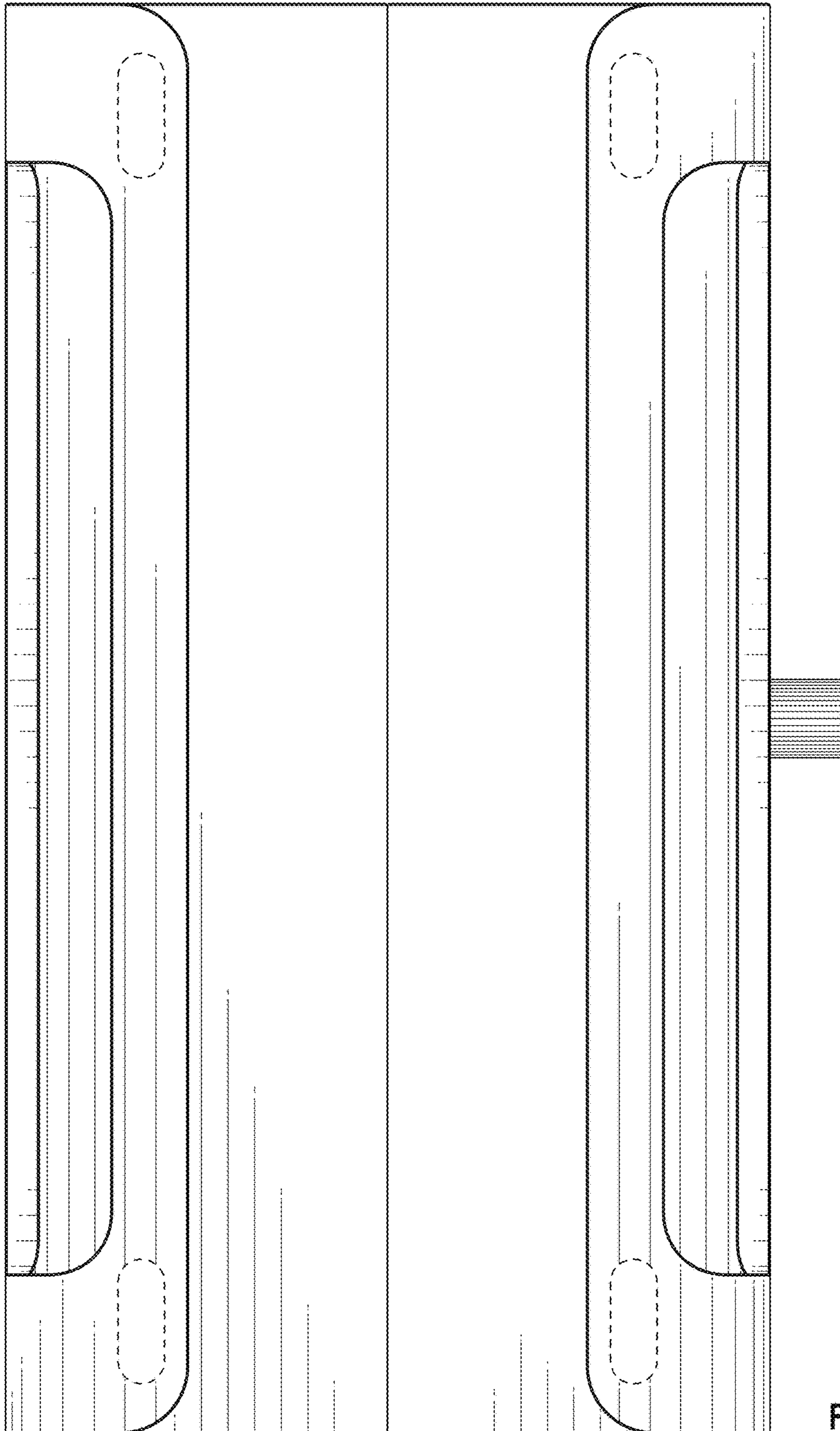


FIG. 7

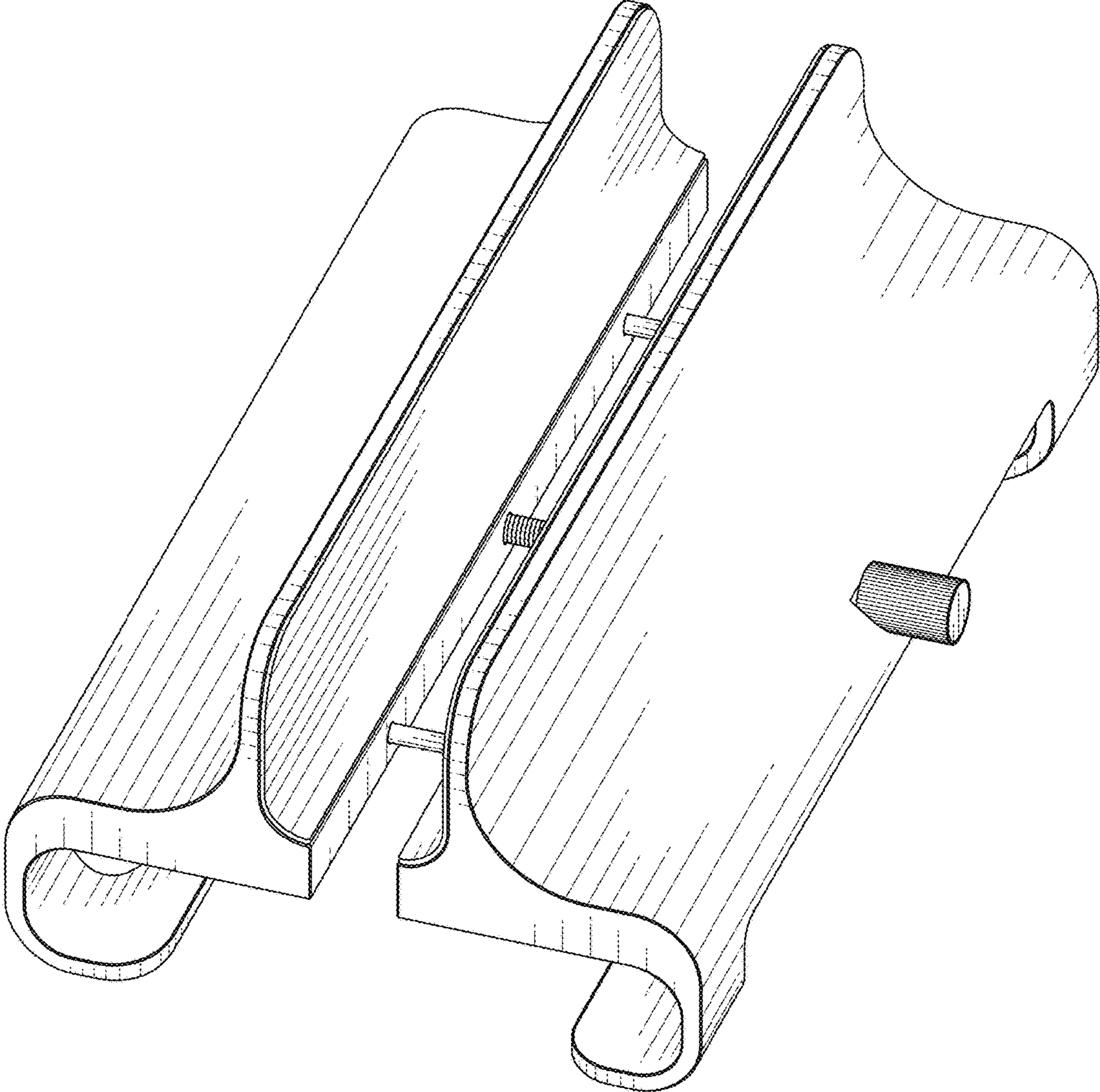


FIG. 8