



US00D828353S

(12) **United States Design Patent** (10) **Patent No.:** **US D828,353 S**
Oh (45) **Date of Patent:** **** Sep. 11, 2018**

(54) **DISPLAY PANEL**
(71) Applicant: **LG Display Co., Ltd.**, Seoul (KR)
(72) Inventor: **Guen Taek Oh**, Busan (KR)
(73) Assignee: **LG DISPLAY CO., LTD.**, Seoul (KR)
(**) Term: **15 Years**
(21) Appl. No.: **29/589,114**
(22) Filed: **Dec. 28, 2016**

(30) **Foreign Application Priority Data**
Aug. 24, 2016 (KR) 30-2016-0041413
(51) **LOC (11) Cl.** **14-02**
(52) **U.S. Cl.**
USPC **D14/374**
(58) **Field of Classification Search**
USPC D14/371-375, 125-129, 336, 337, 315;
D6/300, 308; D19/113, 114; D20/10
CPC G09F 15/0025; G09F 15/0062; G09F
15/0068; G06F 1/16; G06F 1/1613; G06F
1/133308; G06F 1/1601; G06F 3/037;
G06F 1/162; F16M 11/02; F16M 11/10;
F16M 11/00; F16M 11/06; F16M 11/18;
F16M 11/045; F16M 11/105; F16M
11/041; F16M 11/126; F16M 11/04;
F16M 11/24; F16M 13/02; A47F 5/00
See application file for complete search history.

(56) **References Cited**
U.S. PATENT DOCUMENTS
D637,573 S * 5/2011 Lee D14/126
D682,272 S * 5/2013 Kim D14/374

D694,210 S * 11/2013 Fujii D14/126
D722,300 S * 2/2015 Won D14/126
D725,062 S * 3/2015 Cho D14/126
D727,897 S * 4/2015 Stevenson D14/374
D733,081 S * 6/2015 Won D14/126
D741,277 S * 10/2015 Shin D14/126
D742,343 S * 11/2015 Moon D14/126
D766,860 S * 9/2016 Won D14/126
D768,592 S * 10/2016 Lee D14/126
D768,621 S * 10/2016 Park D14/315

* cited by examiner
Primary Examiner — Freda S Nunn
(74) *Attorney, Agent, or Firm* — Birch, Stewart, Kolasch & Birch, LLP

(57) **CLAIM**
The ornamental design for a display panel, as shown and described.

DESCRIPTION
FIG. 1 is a front perspective view of a display panel showing my new design;
FIG. 2 is a front view thereof;
FIG. 3 is a rear view thereof;
FIG. 4 is a left side view thereof where the right side view is a mirror image;
FIG. 5 is a top plan view thereof;
FIG. 6 is a bottom plan view thereof;
FIG. 7 is an enlarged view of the area indicated in FIG. 1; and,
FIG. 8 is an enlarged view of the area indicated in FIG. 1. The broken lines depict portions of the display panel that form no part of the claimed design. The dash-dot broken lines define the bounds of the claimed design and form no part thereof.

1 Claim, 7 Drawing Sheets

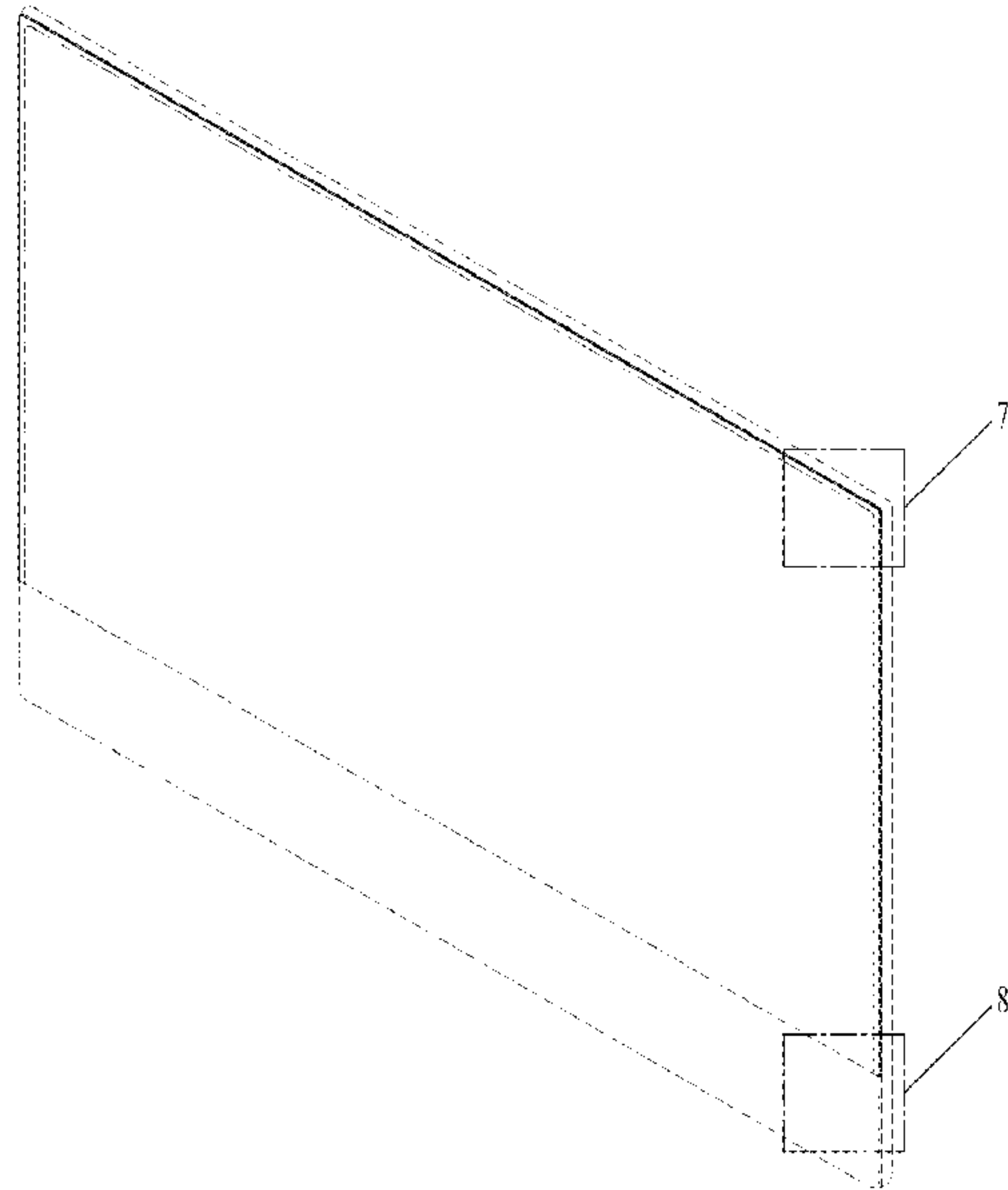


FIG. 1

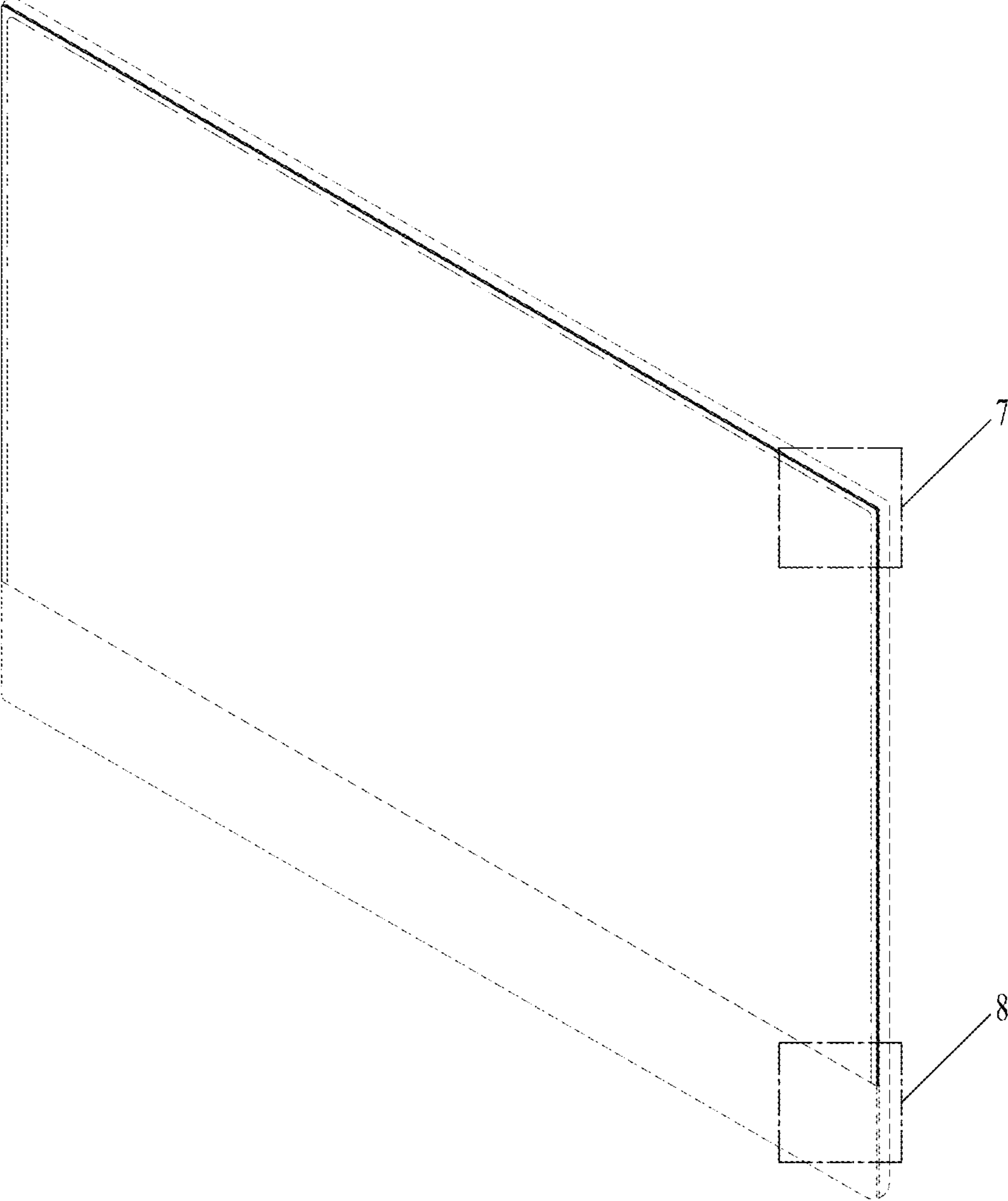


FIG. 2



FIG. 3



FIG. 4



FIG. 5

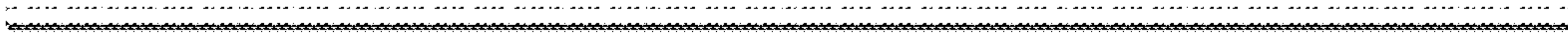


FIG. 6




FIG. 7

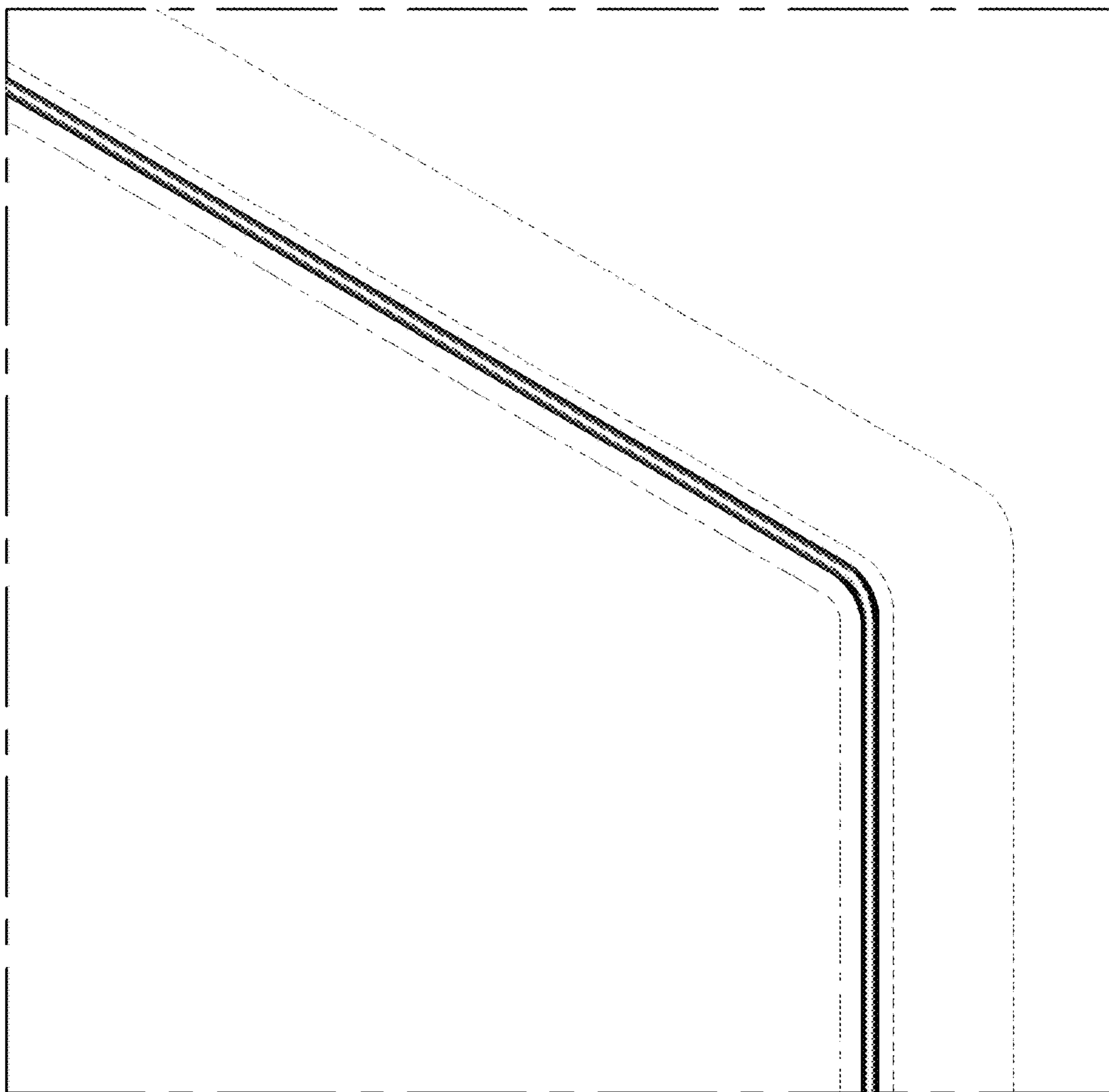


FIG. 8

