



US00D828347S

(12) **United States Design Patent** (10) **Patent No.:** **US D828,347 S**
Kim et al. (45) **Date of Patent:** **** *Sep. 11, 2018**

(54) **COVER FOR ELECTRONIC COMMUNICATIONS DEVICE**

(71) Applicant: **Samsung Electronics Co., Ltd.**, Suwon-si (KR)

(72) Inventors: **Yoon Young Kim**, Seongnam-si (KR); **Jun Ho Jin**, Daegu (KR); **Ye Ran Ji**, Seoul (KR)

(73) Assignee: **SAMSUNG ELECTRONICS CO., LTD.**, Suwon-si (KR)

(*) Notice: This patent is subject to a terminal disclaimer.

(**) Term: **15 Years**

(21) Appl. No.: **29/614,797**

(22) Filed: **Aug. 23, 2017**

Related U.S. Application Data

(63) Continuation of application No. 29/522,163, filed on Mar. 27, 2015, now Pat. No. Des. 798,285.

(30) **Foreign Application Priority Data**

Feb. 16, 2015 (KR) 30-2015-0008475

(51) **LOC (11) Cl.** **14-03**

(52) **U.S. Cl.**
USPC **D14/250**

(58) **Field of Classification Search**
USPC D14/248, 439, 203.3–203.7, 217, 240, D14/447, 250, 251–253, 238.1, 440; D3/201, 218, 247, 269, 273, 301, 303; D13/103, 107–108, 119
CPC H04B 1/3888; H04M 1/0283; H04M 1/0202; A45C 1/06; A45C 2011/002; A45C 11/00; A45C 13/02; A45F 2005/026; A45F 2200/0525; A45F 2200/0516

See application file for complete search history.

(56) **References Cited**

U.S. PATENT DOCUMENTS

D637,589 S	5/2011	Willes	
D640,679 S	6/2011	Willes	
D641,348 S *	7/2011	Kim D14/250
D645,462 S	9/2011	Choi	
D646,266 S	10/2011	Kim	
D652,829 S	1/2012	Kim	
D657,137 S	4/2012	Weller	
D657,354 S	4/2012	Kim	
D668,247 S	10/2012	Kim	
D669,459 S	10/2012	Kim	
D674,799 S *	1/2013	Kim D14/440
D674,803 S	1/2013	Westrup	
D679,694 S	4/2013	Fahrendorff	
D682,817 S *	5/2013	Murchison D14/250

(Continued)

Primary Examiner — Carla J Wright

(74) *Attorney, Agent, or Firm* — McAndrews Held & Malloy, Ltd.

(57) **CLAIM**

The ornamental design for a cover for electronic communications device, as shown and described.

DESCRIPTION

FIG. 1 is a front perspective view of a cover for electronic communications device showing our new design; FIG. 2 is a front view thereof; FIG. 3 is a rear view thereof; FIG. 4 is a left-side view thereof; FIG. 5 is a right-side view thereof; FIG. 6 is a top view thereof; and, FIG. 7 is a bottom view thereof. The broken lines in the figures depict portions of the cover that form no part of the claimed design.

1 Claim, 5 Drawing Sheets



(56)

References Cited

U.S. PATENT DOCUMENTS

D686,199 S 7/2013 Fahrendorff
 D694,741 S 12/2013 Kim
 D696,656 S * 12/2013 Murchison D14/250
 D704,689 S 5/2014 Chang
 D707,683 S * 6/2014 Nam-Su D14/440
 D712,391 S 9/2014 Kim
 D719,144 S 12/2014 Eulette
 D719,951 S 12/2014 Fenton
 D721,691 S 1/2015 Kim
 D721,692 S 1/2015 Kim
 D725,093 S 3/2015 Sun
 D748,634 S * 2/2016 Hofer D14/440
 D749,594 S 2/2016 Kim
 D763,842 S 8/2016 Chang
 D765,626 S * 9/2016 Tattari D14/250
 D770,171 S * 11/2016 Lai D14/253
 D777,159 S * 1/2017 Lee D14/250

D777,161 S * 1/2017 Lee D14/250
 D777,718 S * 1/2017 Lee D14/250
 D787,493 S * 5/2017 Kim D14/250
 D787,495 S * 5/2017 Kim D14/250
 D788,093 S * 5/2017 Lee D14/250
 D789,342 S * 6/2017 Sirichai D14/250
 D791,114 S * 7/2017 Lee D14/250
 D791,757 S * 7/2017 Kim D14/250
 D791,758 S * 7/2017 Lee D14/250
 D794,008 S * 8/2017 Lee D14/250
 D794,009 S * 8/2017 Lee D14/250
 D798,285 S * 9/2017 Kim D14/250
 D800,714 S * 10/2017 Lee D14/250
 2009/0230161 A1 9/2009 Emsky
 2014/0028243 A1 * 1/2014 Rayner G06F 1/163
 320/103
 2014/0217862 A1 8/2014 Rayner
 2016/0255736 A1 * 9/2016 Choi H05K 5/03
 361/679.26
 2016/0313763 A1 * 10/2016 Ahn B32B 37/14

* cited by examiner

FIG. 1

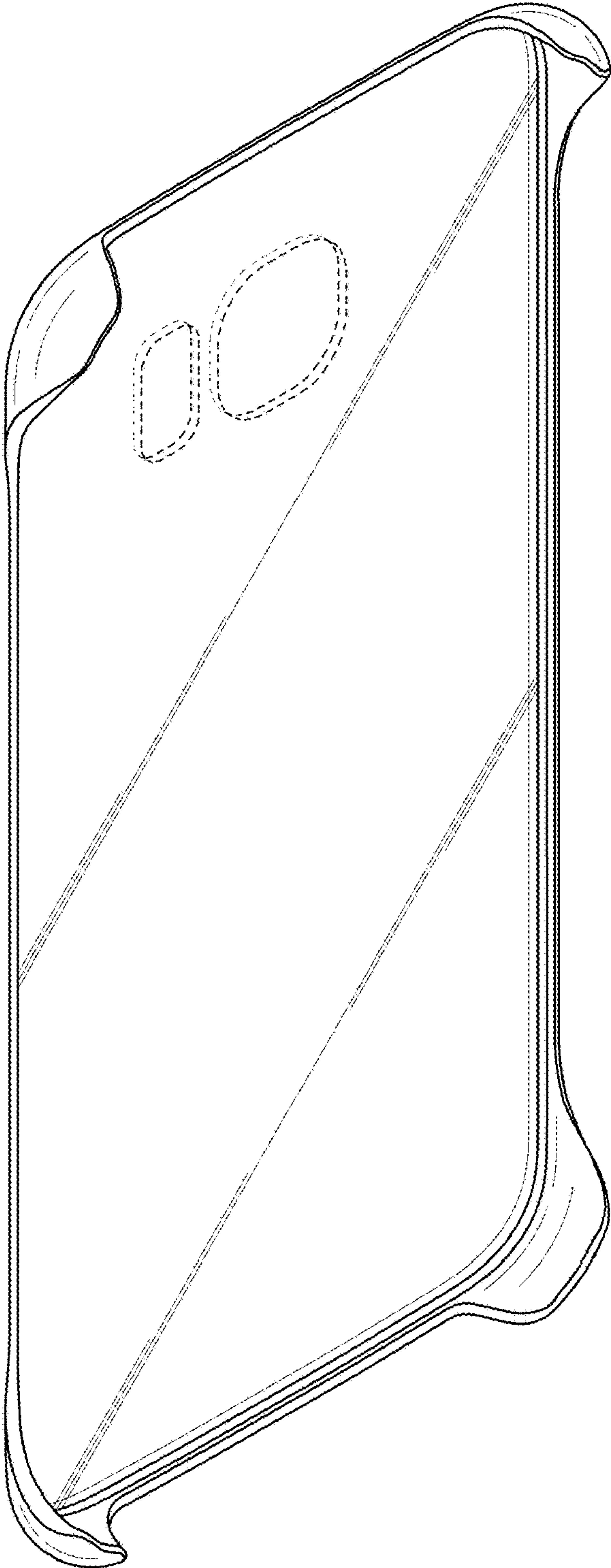


FIG.2




FIG.3

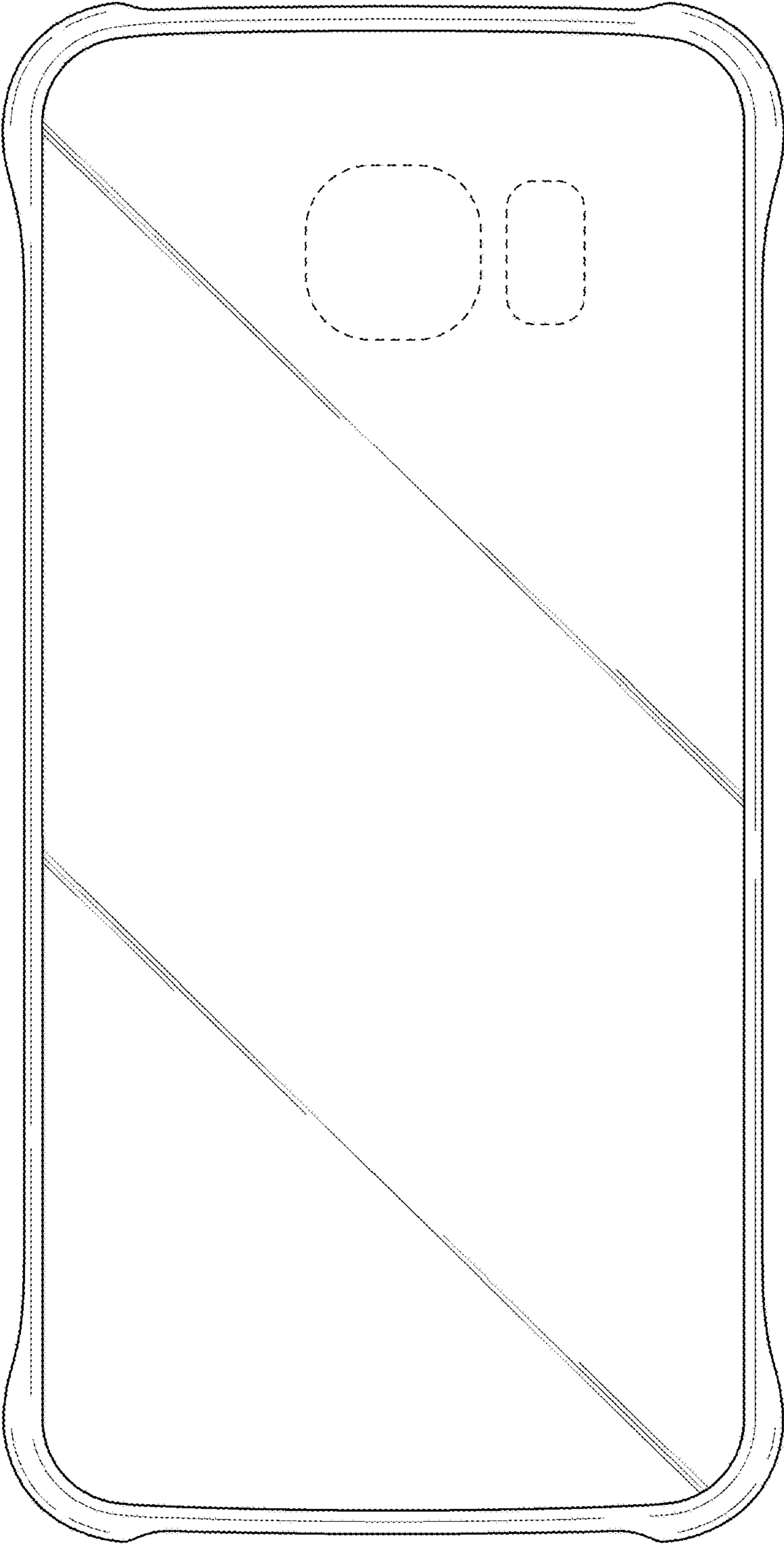


FIG.4



FIG.5




FIG.6




FIG.7

