



US00D828335S

(12) **United States Design Patent** (10) **Patent No.:** **US D828,335 S**
Lin (45) **Date of Patent:** **** Sep. 11, 2018**

(54) **SCREEN PROTECTOR ASSEMBLY**

(71) Applicant: **Chia-Ching Lin**, Taipei (TW)

(72) Inventor: **Chia-Ching Lin**, Taipei (TW)

(**) Term: **15 Years**

(21) Appl. No.: **29/612,434**

(22) Filed: **Aug. 1, 2017**

(51) **LOC (11) Cl.** **14-03**

(52) **U.S. Cl.**
USPC **D14/217**

(58) **Field of Classification Search**
USPC D14/217, 250, 251, 253, 341, 318, 240
CPC A45C 11/00; A45C 2011/002
See application file for complete search history.

(56) **References Cited**

U.S. PATENT DOCUMENTS

D658,164 S *	4/2012	Chan	D14/238.1
D746,265 S *	12/2015	Colby	D14/217
D772,199 S *	11/2016	Igarashi	D14/217
D776,073 S *	1/2017	Kim	D14/138 G
D776,075 S *	1/2017	Kim	D14/138 G
D804,462 S *	12/2017	Lamb	D14/250
D804,463 S *	12/2017	Lamb	D14/250
D804,464 S *	12/2017	Lamb	D14/250
D811,407 S *	2/2018	Wadsworth	D14/432
D811,408 S *	2/2018	Wadsworth	D14/432

D812,062 S *	3/2018	MacDonald	D14/432
D812,063 S *	3/2018	Lane	D14/432
D817,945 S *	5/2018	Wadsworth	D14/250
2014/0130971 A1 *	5/2014	Wu	H05K 13/00 156/249

* cited by examiner

Primary Examiner — Ian Simmons
Assistant Examiner — Khawaja Anwar
(74) *Attorney, Agent, or Firm* — Li & Cai Intellectual Property (USA) Office

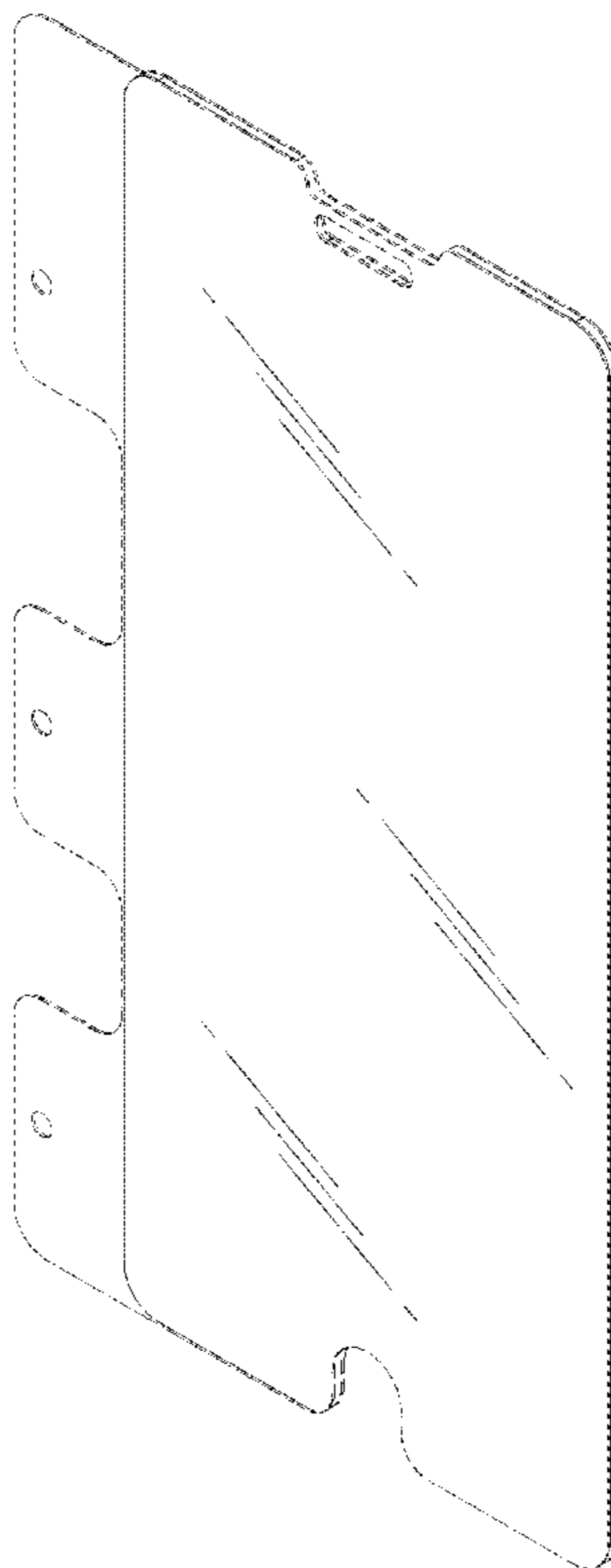
(57) **CLAIM**

The ornamental design for a “screen protector assembly,” as shown and described.

DESCRIPTION

FIG. 1 is a front perspective view of a screen protector assembly showing our new design; FIG. 2 is a front elevational view thereof; FIG. 3 is a rear elevational view thereof; FIG. 4 is a left elevational side view thereof; FIG. 5 is a right elevational side view thereof; FIG. 6 is a top plan view thereof; FIG. 7 is a bottom plan view thereof; FIG. 8 is an enlarged cross-sectional view taken along a cross-sectional line VIII-VIII of FIG. 2; and, FIG. 9 is an exploded perspective view of FIG. 1. The broken lines shown in drawings represent unclaimed portions of the screen protector assembly and form no parts of the claimed design.

1 Claim, 7 Drawing Sheets



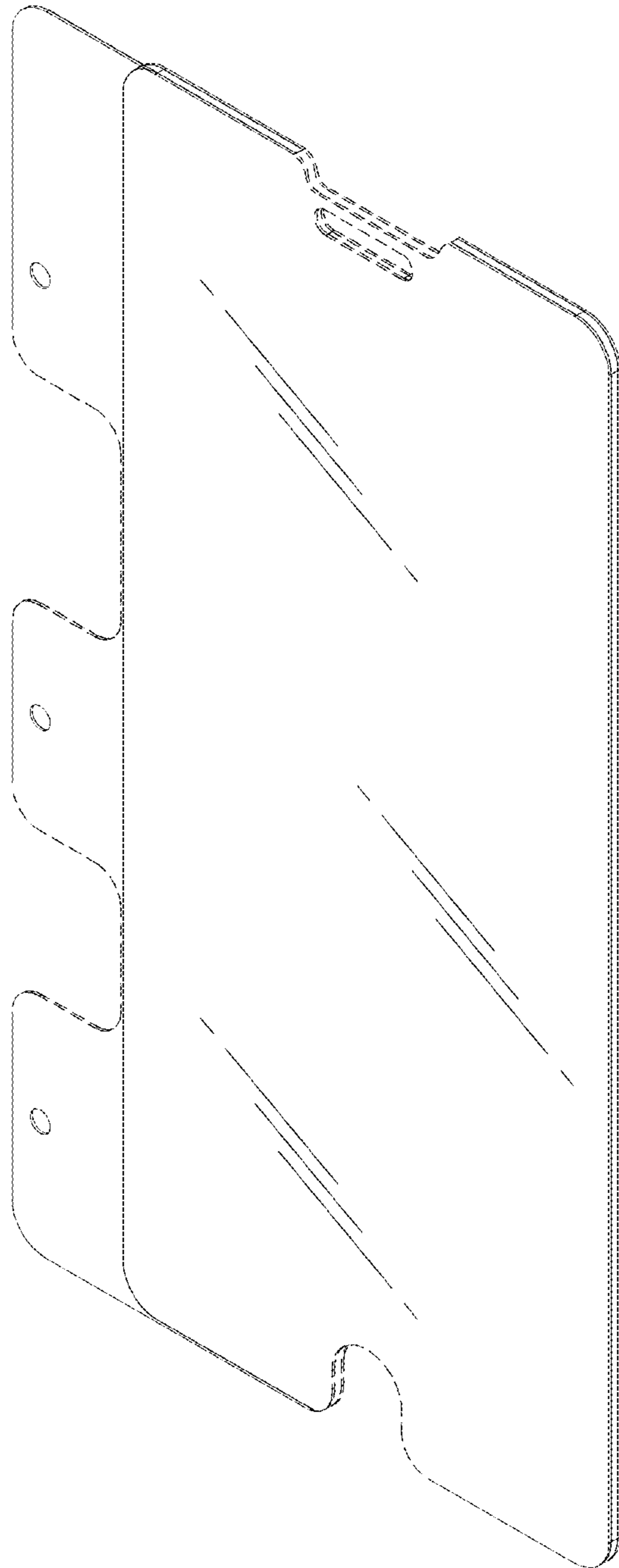


FIG. 1

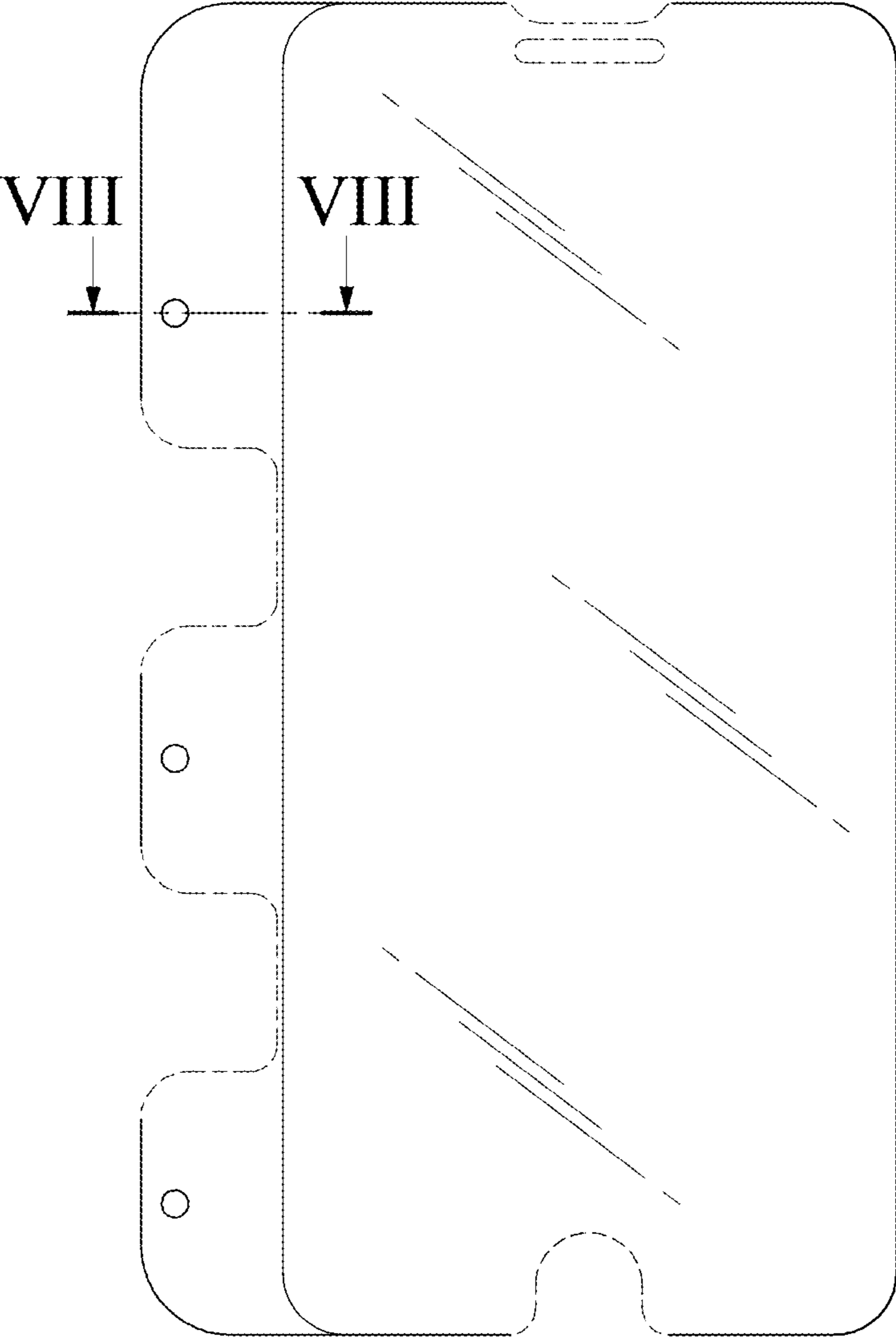


FIG. 2

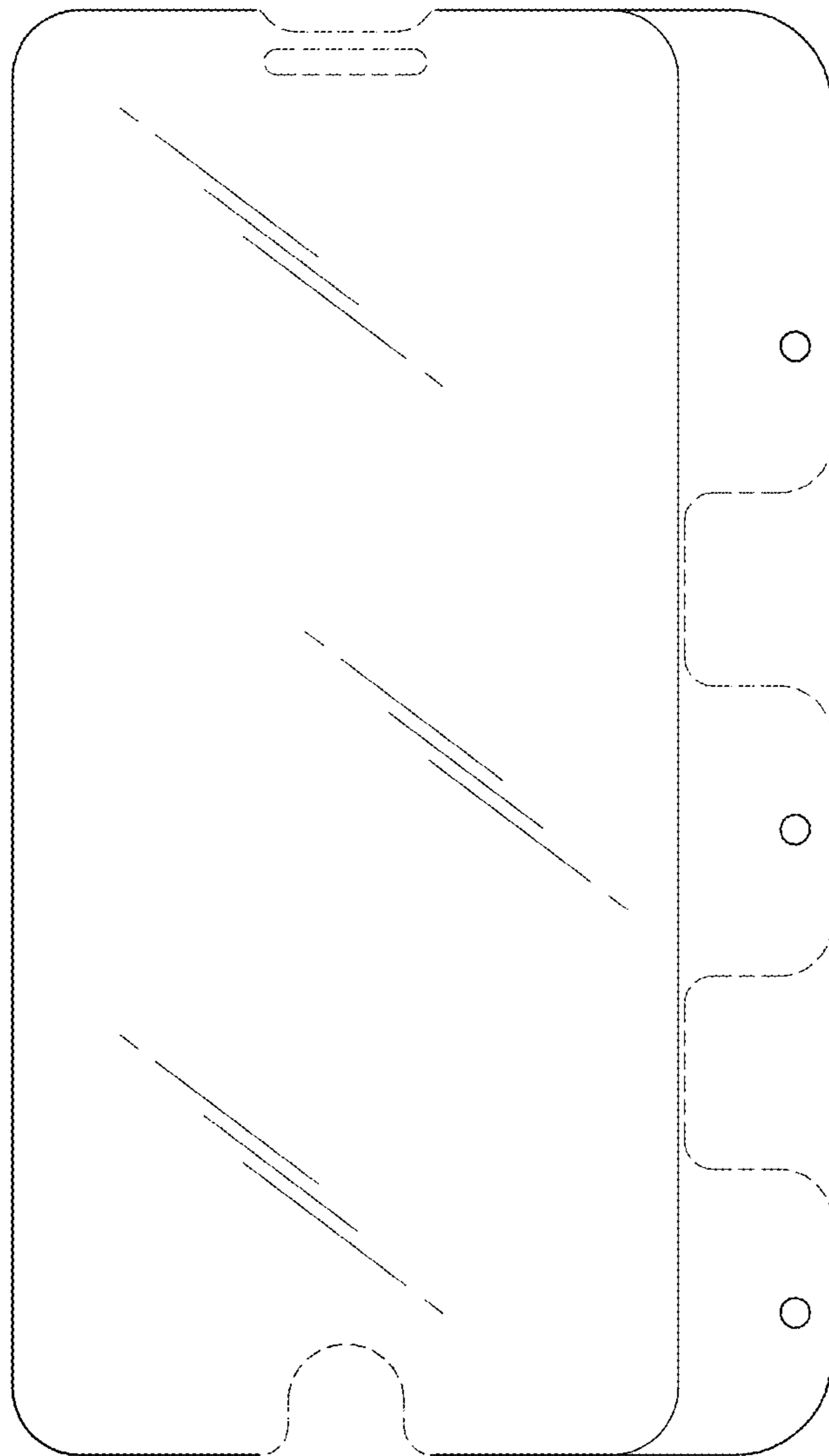


FIG. 3



FIG. 4



FIG. 5




FIG. 6

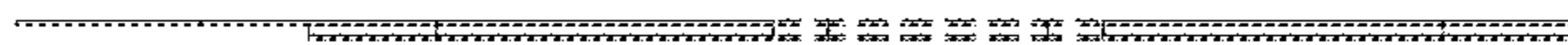


FIG. 7

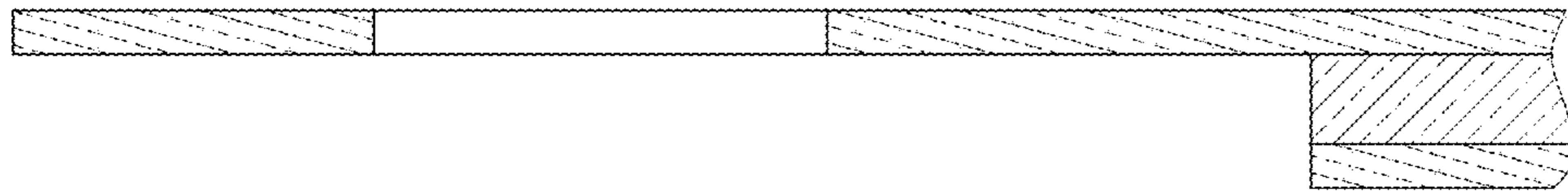


FIG. 8




FIG. 9