



US00D828310S

(12) **United States Design Patent** (10) **Patent No.:** **US D828,310 S**
Luke et al. (45) **Date of Patent:** **** Sep. 11, 2018**

(54) **BUTTON OF VEHICLE HANDLEBAR**
(71) Applicant: **Gogoro Inc.**, Hong Kong (CN)
(72) Inventors: **Hok-Sum Horace Luke**, Mercer Island, WA (US); **Chien-Chih Weng**, New Taipei (TW); **Hsin-Wen Su**, Taipei (TW); **Song-Fu Wang**, Taipei (TW)

5,778,729 A 7/1998 Tsai
D399,174 S 10/1998 Takeshita et al.
5,887,486 A 3/1999 Lin et al.
D420,561 S 2/2000 Kunkler
6,035,742 A 3/2000 Hollingsworth et al.
6,101,895 A 8/2000 Yamane
D442,529 S 5/2001 Terasawa
6,393,935 B1 5/2002 Chen

(Continued)

(73) Assignee: **Gogoro Inc.**, Hong Kong (CN)

FOREIGN PATENT DOCUMENTS

(**) Term: **14 Years**

CN 302456259 S 6/2013
CN 302517506 S 7/2013

(Continued)

(21) Appl. No.: **29/508,558**

(22) Filed: **Nov. 7, 2014**

OTHER PUBLICATIONS

(51) **LOC (11) Cl.** **13-03**

Taiwanese Office Action dated Jul. 7, 2015, for corresponding TW Application No. 103306718, with English Translation, 7 pages.

(52) **U.S. Cl.**

USPC **D13/174**; D12/178

(Continued)

(58) **Field of Classification Search**

USPC D10/102, 103, 122-127; D12/175, 176, D12/177, 178, 415, 192; D13/164, 171, D13/174; D14/456; D19/65, 96, 100; D21/405, 791, 811-813

CPC B60W 10/06; B60W 10/20; B60W 30/182; B60W 50/082; B60K 37/06; G06F 3/0482

See application file for complete search history.

Primary Examiner — Darlington Ly

(74) *Attorney, Agent, or Firm* — Perkins Coie LLP

(57)

CLAIM

The ornamental design for a button of vehicle handlebar, as shown and described.

(56) **References Cited**

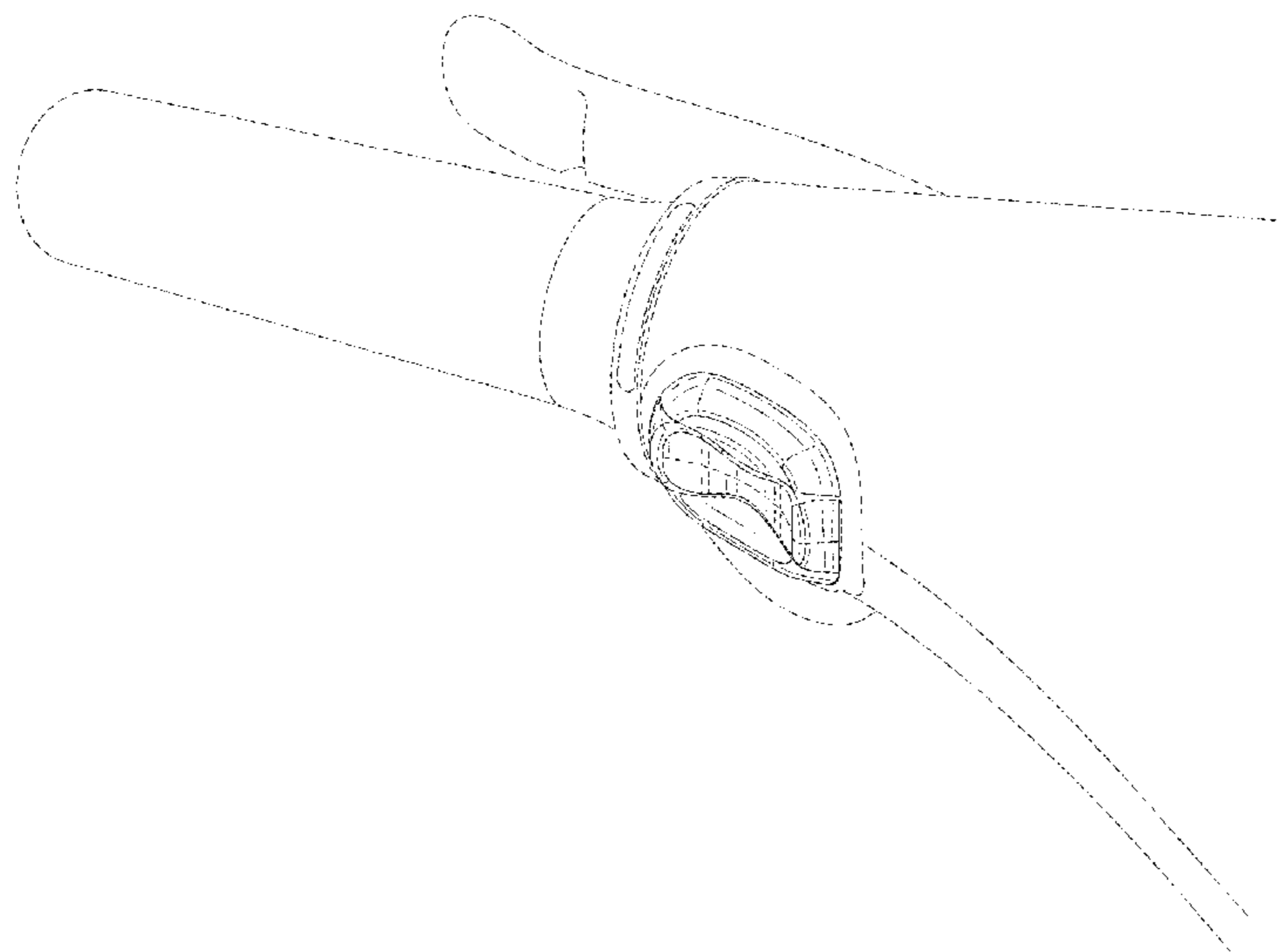
DESCRIPTION

U.S. PATENT DOCUMENTS

D30,281 S 2/1899 Stetler
4,193,318 A 3/1980 Golobay
D276,151 S * 10/1984 Vitaloni D13/171
D276,694 S 12/1984 Benedict
4,536,005 A 8/1985 Tanaka et al.
4,715,465 A 12/1987 Takahashi et al.
4,719,983 A 1/1988 Bruzzone
4,800,980 A 1/1989 Hideo et al.
4,903,799 A 2/1990 Romano
D314,166 S 1/1991 Shively et al.
D361,741 S 8/1995 Sofue et al.
D367,633 S * 3/1996 Monette D12/190

FIG. 1 is a rear perspective view of the button of vehicle handlebar showing our new design;
FIG. 2 is a rear elevational view thereof;
FIG. 3 is a right side elevational view thereof;
FIG. 4 is a top plan view thereof;
FIG. 5 is a bottom plan view thereof; and,
FIG. 6 is a rear perspective view thereof.
The broken line showing portions of a vehicle handlebar is provided for the purpose of illustrating environmental structure, of which forms no part of the claimed design.

1 Claim, 6 Drawing Sheets



(56)

References Cited

U.S. PATENT DOCUMENTS

D473,830 S 4/2003 Ito et al.
 D480,661 S 10/2003 Kawawa et al.
 D490,750 S 6/2004 Hoshino
 D503,908 S 4/2005 Tomomatsu et al.
 D514,987 S 2/2006 Hsiao
 D518,001 S * 3/2006 Chen D13/174
 D526,185 S 4/2006 Hung
 D523,534 S 6/2006 Fritz
 D529,415 S 10/2006 Shimada et al.
 D532,873 S 11/2006 Soriano
 D537,386 S 2/2007 Mizuta et al.
 D537,756 S 3/2007 Kitayama et al.
 D537,795 S * 3/2007 Chen D13/162
 7,219,573 B2 5/2007 Dal Pra'
 D547,158 S 7/2007 Bodum
 D567,623 S 4/2008 Lehmann
 D570,856 S * 6/2008 Forester D14/456
 D574,300 S 8/2008 Kitayama et al.
 D576,959 S * 9/2008 Aldape D13/168
 7,424,863 B2 9/2008 Tsai
 D600,685 S * 9/2009 Gartrell D14/248
 D601,401 S 10/2009 Neidich
 D602,402 S 10/2009 Takahashi et al.
 D610,490 S 2/2010 Wong
 D622,782 S * 8/2010 Chudek D21/385
 7,793,565 B2 9/2010 Orrico et al.
 D629,721 S 12/2010 Takeno et al.
 D634,748 S * 3/2011 Lam D14/247
 D644,961 S 9/2011 Watanabe et al.
 D654,402 S 2/2012 Lambri et al.
 D655,790 S 3/2012 Kwok
 D657,722 S 4/2012 Lambri et al.
 8,166,845 B2 5/2012 Liu
 D662,860 S 7/2012 Devernay et al.
 D668,194 S * 10/2012 Zimmerman D12/192
 D670,205 S 11/2012 Takakuwa et al.
 D678,128 S 3/2013 Lambri et al.
 D678,129 S 3/2013 Kubota et al.
 D680,042 S 4/2013 Owyang
 D683,707 S * 6/2013 Williamson D13/174
 D686,169 S * 7/2013 Wisniewski D13/174
 D690,614 S 10/2013 Mascadri et al.
 D697,849 S 1/2014 Tanaka et al.
 D697,851 S 1/2014 Woo et al.
 D697,862 S 1/2014 Nemeth et al.
 D699,171 S 2/2014 Matsuo

D704,608 S 5/2014 Kanda et al.
 D705,142 S 5/2014 Yamamoto et al.
 D705,143 S 5/2014 Kawashima et al.
 D705,144 S 5/2014 Ishikawa et al.
 D705,145 S 5/2014 Mangan et al.
 D705,146 S 5/2014 Takagi et al.
 D705,711 S 5/2014 Yamamoto
 D721,255 S 1/2015 Lee
 D721,995 S 2/2015 Johansson
 D726,076 S 4/2015 Arai et al.
 D730,147 S 5/2015 Wu
 2002/0078789 A1 6/2002 Chen
 2005/0077159 A1* 4/2005 Min B60Q 1/1484
 2010/0269622 A1 10/2010 Liu
 2015/0336628 A1 11/2015 Miyazaki et al.

FOREIGN PATENT DOCUMENTS

TW D114554 12/2006
 TW D141327 7/2011
 TW D151616 S1 2/2013
 TW D159112 S 3/2014
 TW D160979 S 6/2014
 TW D176341 S 6/2016

OTHER PUBLICATIONS

Taiwanese Office Action with English Translation dated Jun. 11, 2015, for corresponding TW Application No. 103306726, 6 pages.
 Taiwanese Office Action with English Translation dated Apr. 9, 2015, for corresponding TW Application No. 103306720, 5 pages.
 Taiwanese Office Action dated Dec. 15, 2015, for corresponding TW Application No. 104303657, with English Translation, 10 pages.
 Weng et al., "Vehicle Handlebar Lever," Office Action dated Sep. 21, 2016 for U.S. Appl. No. 29/508,551, 10 pages.
 Schwartz, Ariel. "This Startup Wants to Turn Your City Into an Electric Scooter." Fast Company., Jan. 5, 2015 [online], [retrieved on Jan. 19, 2018]. Retrieved from the Internet <URL: <https://www.fastcompany.com/3040273/this-startup-wants-to-turn-your-city-into-an-electric-scooter-heaven>> (Year: 2015).
 Tweedie, Steven. "This Beautiful 'Tesla of Scooters' Has No Charging Cord." Business Insider., Jan. 8, 2015 [online], [retrieved on Jan. 19, 2018]. Retrieved from the Internet <URL: <http://www.businessinsider.com/gogoro-the-tesla-of-scooters-2015-1>> (Year: 2015).

* cited by examiner

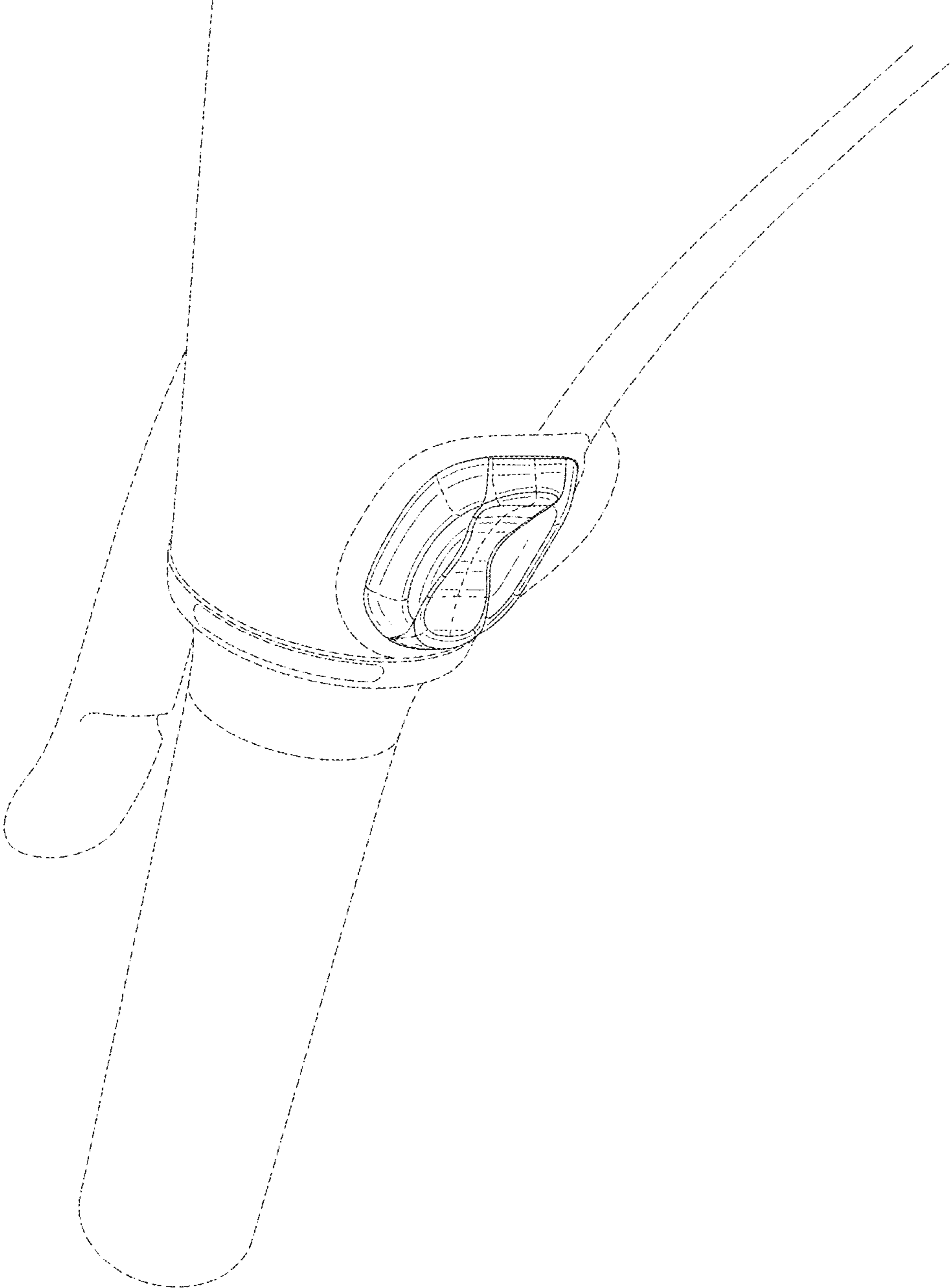


FIG. 1

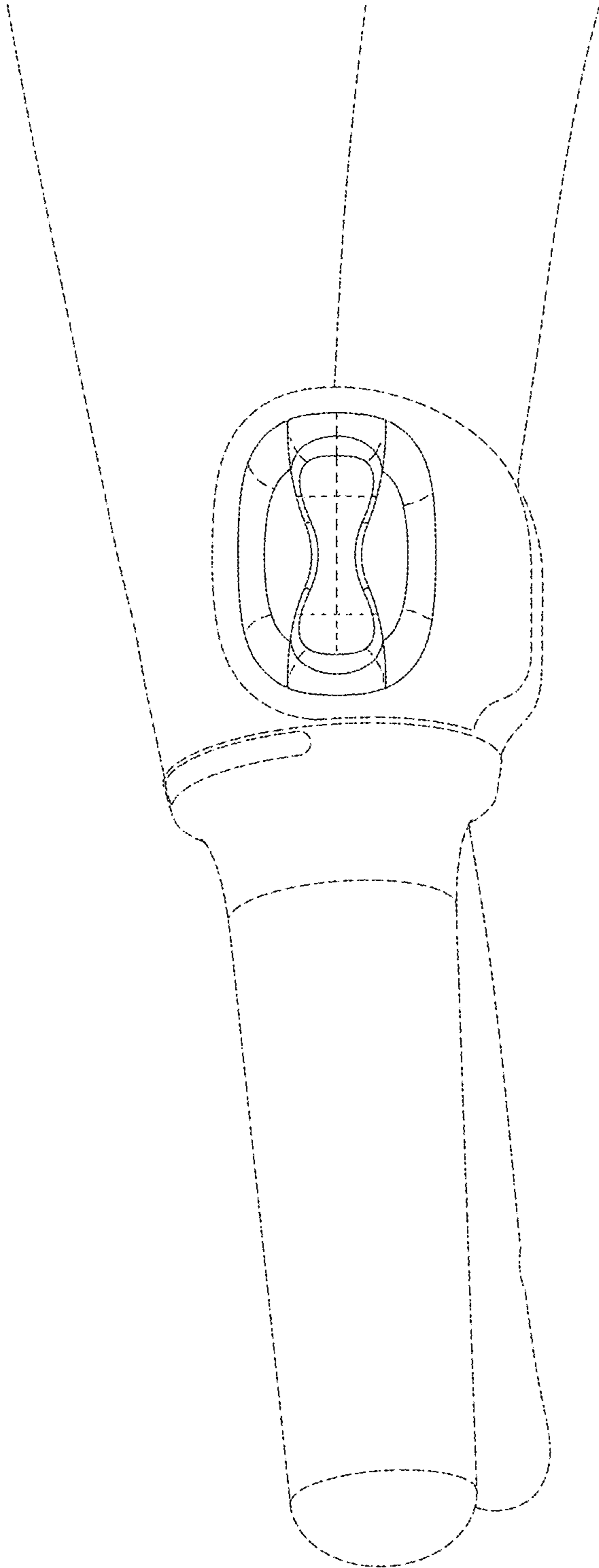


FIG. 2




FIG. 3

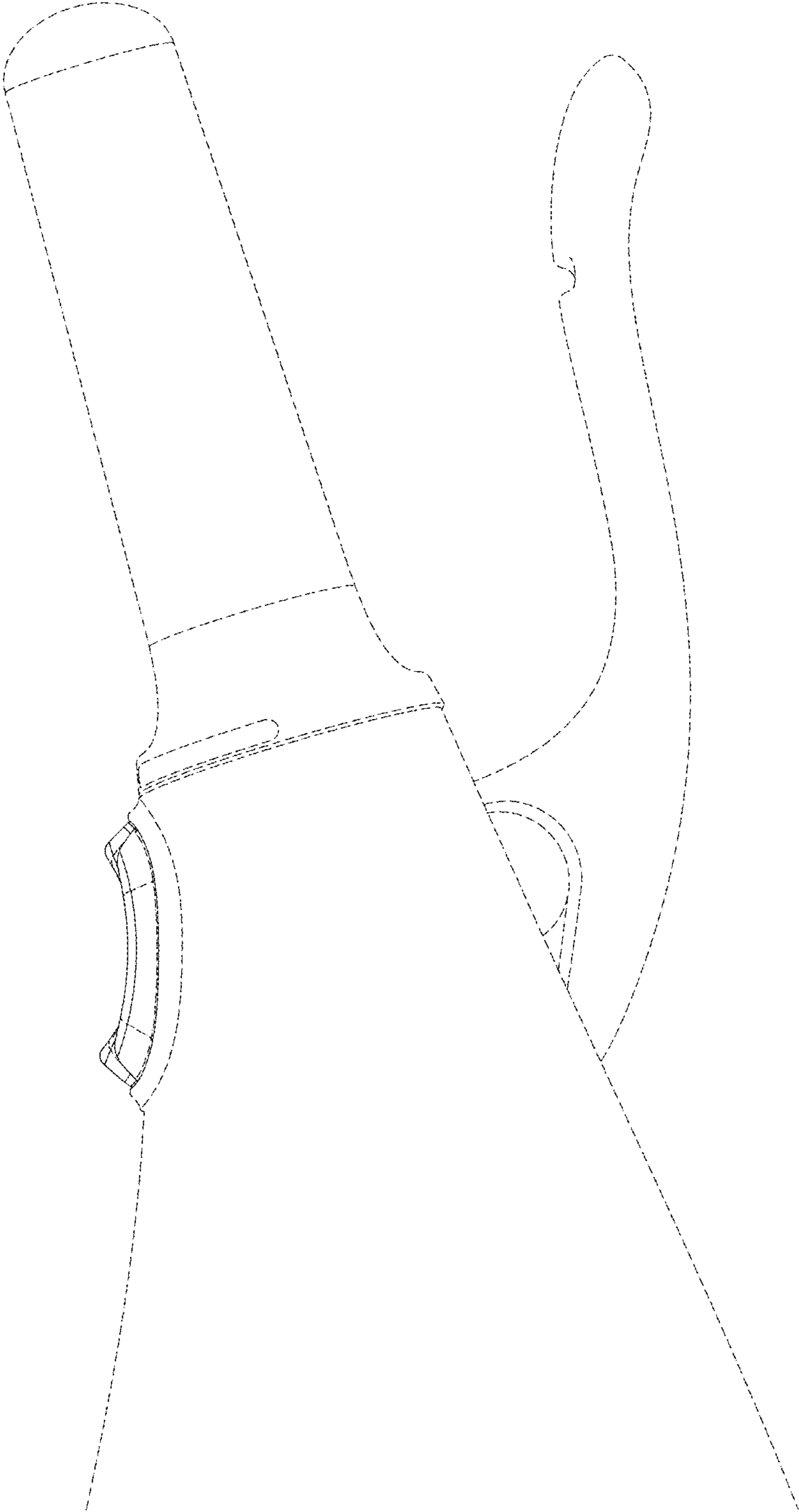


FIG. 4

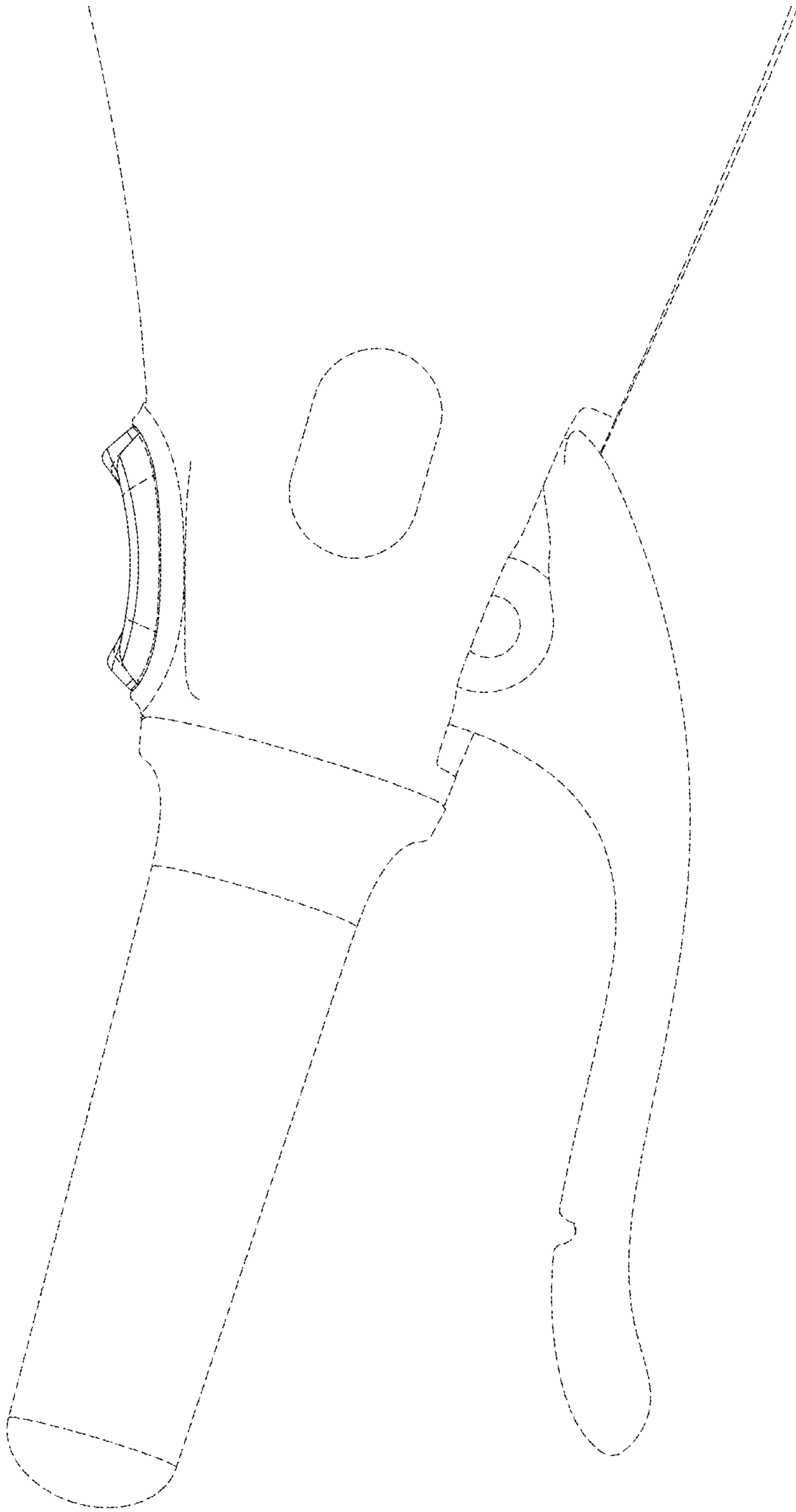


FIG. 5

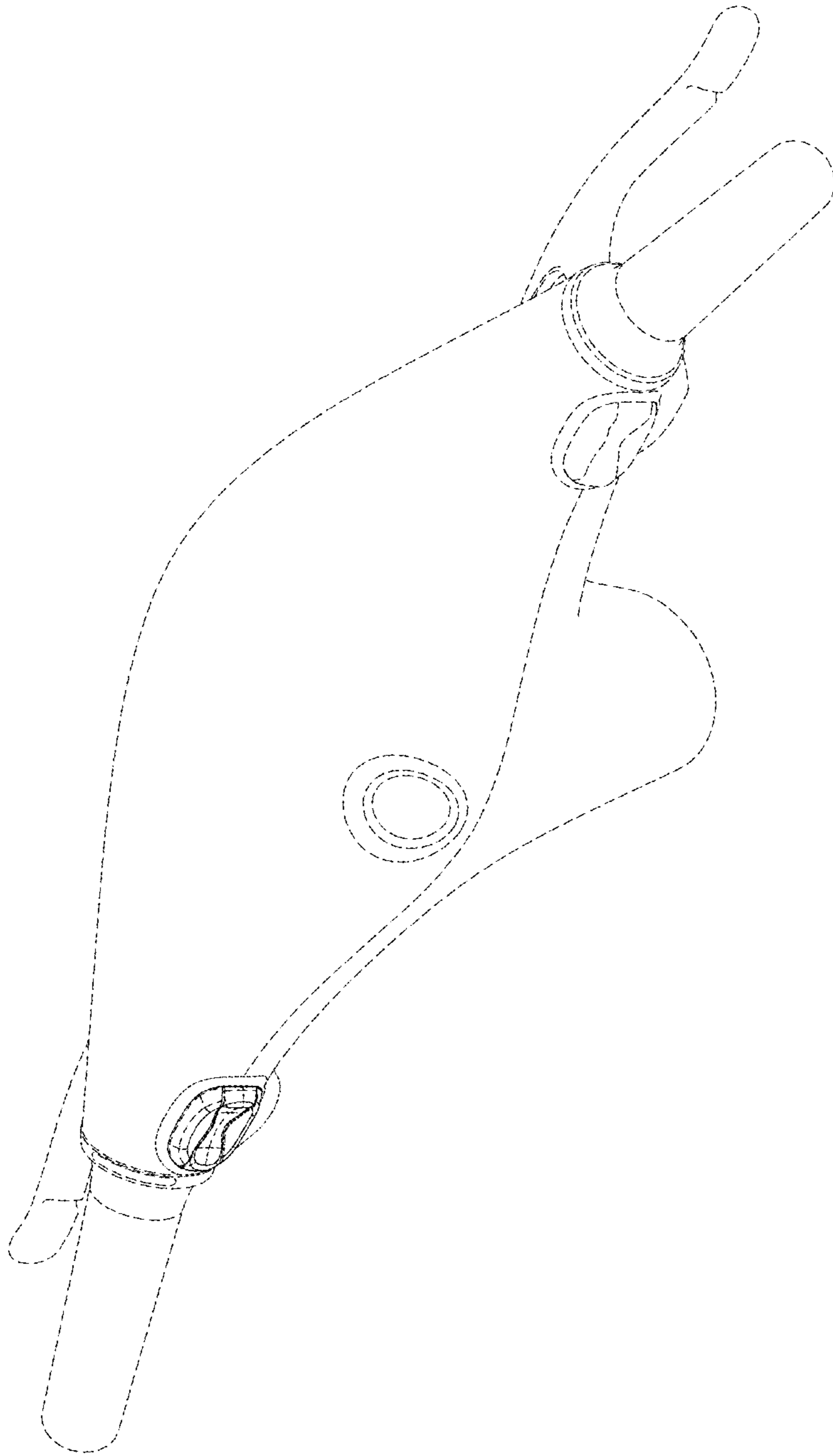


FIG. 6