



US00D828266S

(12) **United States Design Patent** (10) **Patent No.:** **US D828,266 S**
Garcia (45) **Date of Patent:** **** Sep. 11, 2018**

(54) **VEHICLE WHEEL**
(71) Applicant: **USA Wheel and Tire Outlet, Inc.,**
Mesquite, TX (US)
(72) Inventor: **Luis M. Garcia,** Mesquite, TX (US)
(73) Assignee: **USA Wheel and Tire Outlet, Inc.,**
Mesquite, TX (US)
(**) Term: **15 Years**
(21) Appl. No.: **29/597,800**
(22) Filed: **Mar. 20, 2017**
(51) **LOC (11) Cl.** **12-16**
(52) **U.S. Cl.**
USPC **D12/209**
(58) **Field of Classification Search**
USPC D12/204–213; D21/533, 561, 563
CPC B60B 7/00; B60B 7/02; B60B 7/04; B60B
7/06; B60B 3/02; B60B 3/04; B60B 3/06;
B60B 3/10; B60B 1/00; B60B 1/08;
B60B 1/10; B60B 1/12
See application file for complete search history.

D701,812 S 4/2014 Hale, Jr.
D733,631 S 7/2015 Dionisopoulos et al.
D735,102 S 7/2015 Swanseger
D735,630 S 8/2015 Swanseger
D736,133 S 8/2015 Hale
D736,136 S 8/2015 Hale, Jr.
D736,138 S 8/2015 Hale
D738,279 S 9/2015 Dionisopoulos et al.
D741,241 S 10/2015 Hale, Jr.
D745,842 S * 12/2015 Wheel D12/209
D747,251 S 1/2016 Hammond
D748,553 S * 2/2016 Miyazawa D12/209
D757,624 S 5/2016 Hammond
D757,628 S 5/2016 Rolfs et al.
D757,629 S 5/2016 Hubers et al.
D758,944 S 6/2016 Rolfs et al.
D760,139 S 6/2016 Dionisopoulos et al.
D762,546 S 8/2016 Giolito

(Continued)

OTHER PUBLICATIONS

U.S. Appl. No. 29/593,891, filed Feb. 4, 2017, Aslam.
(Continued)

Primary Examiner — Sheryl Lane
Assistant Examiner — Calvin E Vansant
(74) *Attorney, Agent, or Firm* — Sheridan Ross P.C.

(56) **References Cited**

U.S. PATENT DOCUMENTS

D256,688 S * 9/1980 Zielinski D12/205
D594,802 S 6/2009 Gustafsson
D613,661 S 4/2010 Lee et al.
D641,679 S 7/2011 Vardis
D648,254 S 11/2011 Barry
D655,658 S 3/2012 Noone et al.
D656,877 S 4/2012 Ikeda et al.
D664,081 S 7/2012 Muller
D670,634 S 11/2012 Lee
D680,049 S 4/2013 Hale, Jr.
D680,940 S 4/2013 Hale, Jr.
D684,516 S 6/2013 Bennion
D700,565 S 3/2014 Gonzalez
D701,811 S 4/2014 Hale, Jr.

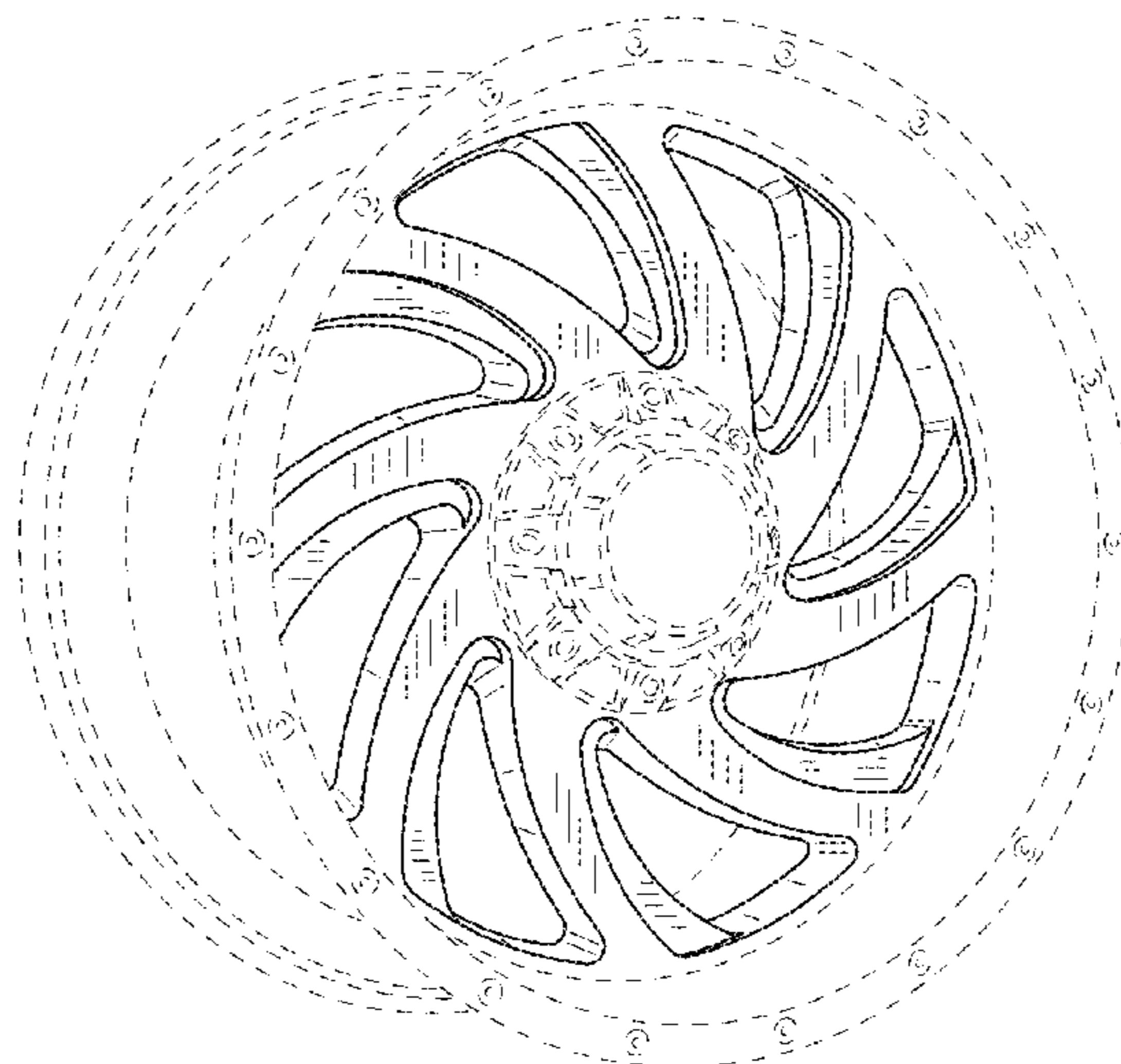
(57) **CLAIM**

The ornamental design for a vehicle wheel, as shown and described.

DESCRIPTION

FIG. 1 is a front view of a vehicle wheel showing my new design;
FIG. 2 is a front perspective view thereof; and,
FIG. 3 is a rear view thereof.
The broken lines show portions of the vehicle wheel which form no part of the claimed design.

1 Claim, 3 Drawing Sheets



(56)

References Cited

U.S. PATENT DOCUMENTS

D763,760 S 8/2016 Gale et al.
 D763,761 S 8/2016 Dionisopoulos et al.
 D763,762 S 8/2016 Ghobrial et al.
 D763,763 S 8/2016 Stone et al.
 D763,764 S 8/2016 Dunford et al.
 D765,002 S 8/2016 Hoste et al.
 D765,574 S 9/2016 Hale, Jr.
 D766,803 S 9/2016 Giolito
 D766,804 S 9/2016 Goodrich et al.
 D766,806 S 9/2016 Tannen et al.
 D767,468 S 9/2016 Stone et al.
 D770,353 S 11/2016 Hale, Jr.
 D772,133 S 11/2016 Stone et al.
 D774,434 S * 12/2016 Nakahara D12/209
 D775,049 S 12/2016 Scheer et al.
 D780,084 S 2/2017 Scheer et al.
 D780,086 S 2/2017 Galante et al.
 D780,660 S 3/2017 Giolito
 D781,197 S 3/2017 Ninov et al.
 D781,198 S 3/2017 Owens et al.

D781,199 S 3/2017 Dionisopoulos et al.
 D781,201 S 3/2017 Ninov et al.
 D781,206 S 3/2017 Giolito
 D781,766 S 3/2017 Galante et al.
 D782,383 S 3/2017 Owens et al.
 D782,952 S 4/2017 Ninov et al.
 D791,046 S * 7/2017 Ishii D12/209
 D792,306 S * 7/2017 Ishigaki D12/209
 D806,633 S * 1/2018 Setter D12/211

OTHER PUBLICATIONS

U.S. Appl. No. 29/593,892, filed Feb. 4, 2017, Aslam.
 U.S. Appl. No. 29/593,893, filed Feb. 4, 2017, Aslam.
 U.S. Appl. No. 29/593,895, filed Feb. 4, 2017, Aslam.
 U.S. Appl. No. 29/593,897, filed Feb. 4, 2017, Aslam.
 U.S. Appl. No. 29/593,899, filed Feb. 4, 2017, Aslam.
 U.S. Appl. No. 29/593,900, filed Feb. 4, 2017, Aslam.
 U.S. Appl. No. 29/593,901, filed Feb. 4, 2017, Aslam.
 U.S. Appl. No. 29/597,792, filed Mar. 20, 2017, Aslam.
 U.S. Appl. No. 29/597,797, filed Mar. 20, 2017, Aslam.

* cited by examiner




FIG.1




FIG.2

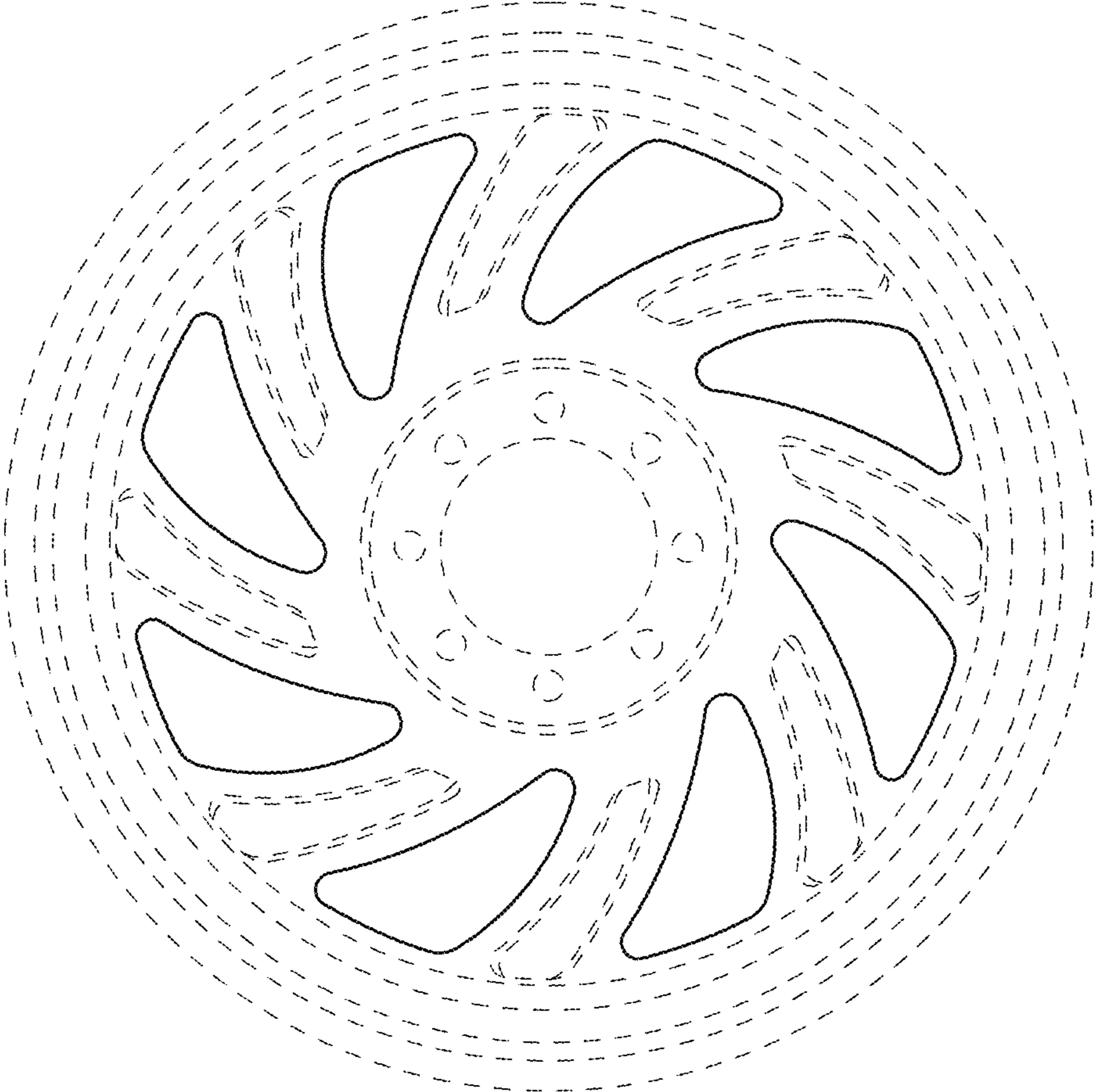


FIG.3