



US00D828258S

(12) **United States Design Patent** (10) **Patent No.:** **US D828,258 S**
Zipfel (45) **Date of Patent:** **** Sep. 11, 2018**

(54) **VEHICLE DEFLECTOR**
(71) Applicant: **GM GLOBAL TECHNOLOGY OPERATIONS LLC**, Detroit, MI (US)
(72) Inventor: **Carl J. Zipfel**, Oxford, MI (US)
(73) Assignee: **GM GLOBAL TECHNOLOGY OPERATIONS LLC**, Detroit, MI (US)
(**) Term: **15 Years**
(21) Appl. No.: **29/609,210**
(22) Filed: **Jun. 29, 2017**
(51) **LOC (11) Cl.** **12-16**
(52) **U.S. Cl.**
USPC **D12/190**
(58) **Field of Classification Search**
USPC D12/190, 192, 400, 90, 91, 92, 199, 197,
D12/86, 171, 169, 163, 110, 114
CPC B60R 14/043; B60R 2013/0293; B60R
13/02; B60R 13/04
See application file for complete search history.

D608,691 S 1/2010 Zak, Jr. et al.
D609,608 S 2/2010 Boniface et al.
D611,387 S 3/2010 Thompson et al.
D611,879 S 3/2010 Kim et al.
D612,297 S 3/2010 Peters et al.
D613,645 S 4/2010 Song et al.
D615,458 S 5/2010 Thompson et al.
D618,595 S 6/2010 Ware et al.
D623,090 S 9/2010 Cox et al.
D627,262 S 11/2010 Ikeda et al.
D635,488 S 4/2011 Phipps
D644,147 S 8/2011 Suh et al.
D644,567 S 9/2011 Kozub
D657,718 S 4/2012 Zipfel et al.
D659,052 S 5/2012 Ware et al.
D659,053 S 5/2012 Ware et al.
D660,754 S * 5/2012 Nakamuta D12/190
D660,755 S * 5/2012 Inoue D12/190
D668,182 S 10/2012 Barba Franco et al.

(Continued)

Primary Examiner — Katrina A Betton

(57) **CLAIM**

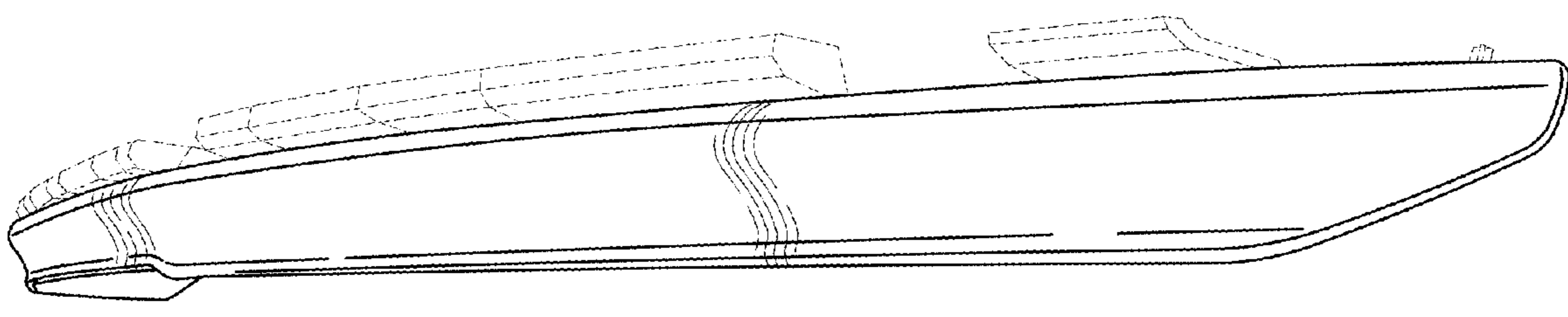
The ornamental design for a vehicle deflector, as shown and described.

DESCRIPTION

FIG. 1 is a front and left perspective view of the vehicle deflector according to the present disclosure; FIG. 2 is a left end elevation view thereof; FIG. 3 is a front elevation view thereof; and, FIG. 4 is a bottom plan view thereof. The right end elevation view is omitted, because the right end elevation view is a mirror image to the left end elevation view. The broken lines shown in the drawings depict portions of the vehicle deflector that form no part of the claimed design. The shade lines in the figures show contour and not surface ornamentation.

1 Claim, 2 Drawing Sheets

(56) **References Cited**
U.S. PATENT DOCUMENTS
D189,448 S * 12/1960 Loewy D12/190
D570,742 S 6/2008 Takagi et al.
D592,105 S 5/2009 Dean et al.
D597,447 S 8/2009 Folden
D600,595 S 9/2009 Nakamura et al.
D601,925 S 10/2009 O'Donnell
D603,755 S 11/2009 Peters
D604,203 S 11/2009 O'Donnell
D605,082 S 12/2009 Munson
D605,083 S 12/2009 Manoogian, II et al.
D605,977 S 12/2009 Zipfel et al.
D605,978 S 12/2009 Wolff et al.
D608,249 S 1/2010 Peters
D608,690 S 1/2010 Folden et al.



(56)

References Cited

U.S. PATENT DOCUMENTS

D787,446 S	5/2017	Cockerill	
D787,984 S	5/2017	Fang	
D787,988 S	5/2017	Lee	
D787,989 S	5/2017	Kozub et al.	
D787,990 S	5/2017	Kozub et al.	
D787,992 S	5/2017	Lee	
D787,993 S	5/2017	McCabe et al.	
D788,001 S	5/2017	Lee	
D788,641 S	6/2017	Arnold	
D788,644 S	6/2017	Mueller	
D788,645 S	6/2017	Mueller	
D789,250 S	6/2017	Arnold	
D789,260 S	6/2017	Smith	
D789,575 S	6/2017	Willett	
D789,841 S	6/2017	Lee	
D789,849 S	6/2017	Lee	
D802,503 S *	11/2017	Leetz	D12/190
D807,802 S *	1/2018	Woolley	D12/190
D811,301 S *	2/2018	Peat	D12/190

* cited by examiner

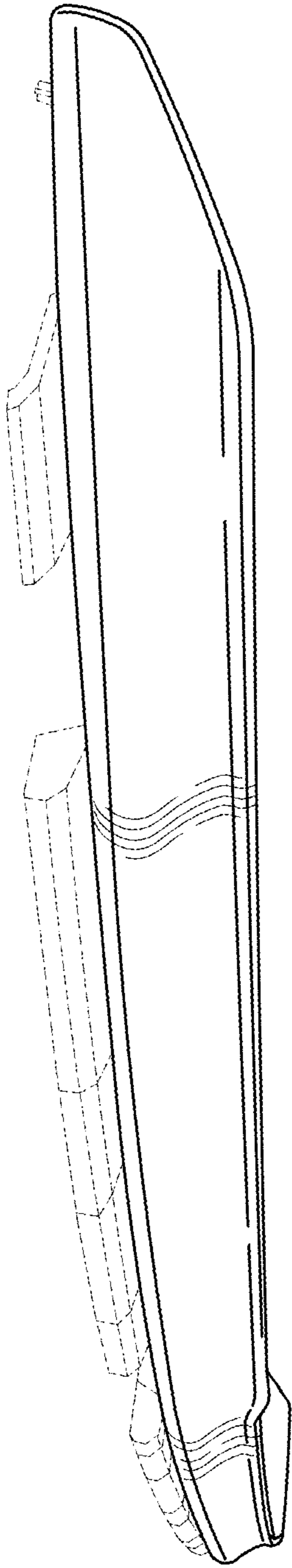


FIG-1



FIG-2




FIG - 3

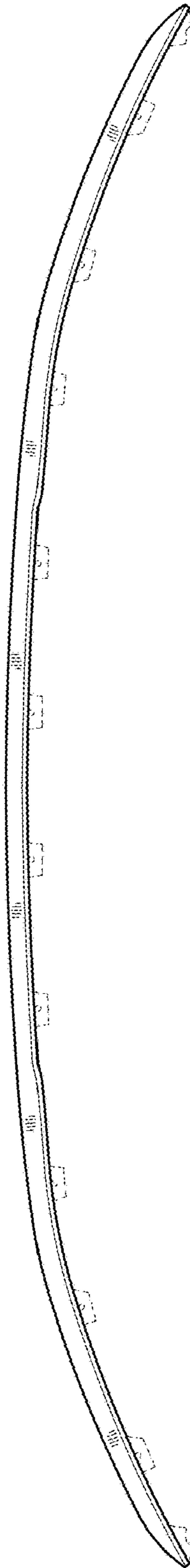


FIG - 4