



US00D828254S

(12) **United States Design Patent** (10) **Patent No.:** **US D828,254 S**
Simm (45) **Date of Patent:** **** Sep. 11, 2018**

(54) **FRONT FENDER FOR A VEHICLE**
(71) Applicant: **Bayerische Motoren Werke Aktiengesellschaft, Munich (DE)**
(72) Inventor: **Sebastian Simm, Munich (DE)**
(73) Assignee: **Bayerische Motoren Werke Aktiengesellschaft, Munich (DE)**

D707,600 S * 6/2014 Johnson D12/184
D709,010 S * 7/2014 Mays D12/184
D712,811 S * 9/2014 Selvaag D12/184
D735,101 S * 7/2015 Nissl D12/184
D748,023 S * 1/2016 Nissl D12/184
D762,151 S * 7/2016 Luk D12/184
2015/0251614 A1* 9/2015 Boksebeld B62D 25/105
293/155

(**) Term: **15 Years**
(21) Appl. No.: **29/594,687**
(22) Filed: **Feb. 22, 2017**

FOREIGN PATENT DOCUMENTS
WO WO DM/080344 9/2013
WO WO DM/088022 4/2016

(30) **Foreign Application Priority Data**
Aug. 23, 2016 (DE) 40 2016 101 022
(51) **LOC (11) Cl.** **12-16**
(52) **U.S. Cl.**
USPC **D12/184**
(58) **Field of Classification Search**
USPC D12/181, 90, 86, 82, 221, 196, 190, 184,
D12/177, 175, 99, 97, 96, 93, 95, 91
CPC B62D 25/02; B62D 25/16; B62D 25/18;
B62D 25/105
See application file for complete search history.

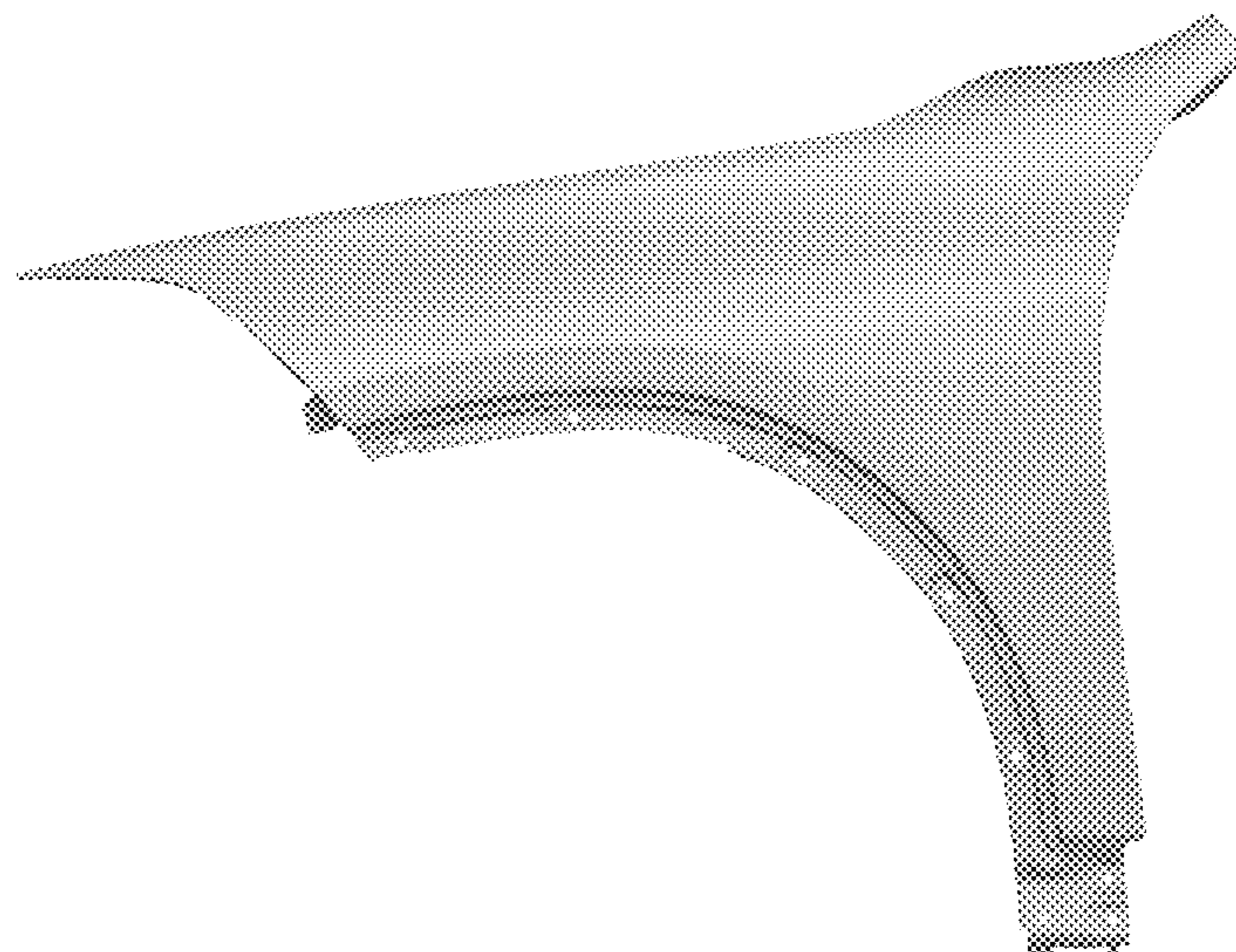
* cited by examiner
Primary Examiner — Karen S Acker
Assistant Examiner — Jerry Shiuan-Hua Hsu
(74) *Attorney, Agent, or Firm* — Crowell & Moring LLP

(56) **References Cited**
U.S. PATENT DOCUMENTS
D511,486 S * 11/2005 Nagashima D12/196
D555,556 S * 11/2007 Kaoud D12/184
D571,269 S * 6/2008 Baum D12/184
D614,554 S * 4/2010 Noguchi D12/181
D626,044 S * 10/2010 Yamazaki D12/181
D686,552 S * 7/2013 Weil D12/184

(57) **CLAIM**
The ornamental design for a front fender for a vehicle, as shown and described.

DESCRIPTION
This application contains subject matter related to the following co-pending U.S. design patent applications: Application Ser. No. 29/594,683, filed herewith and entitled "Vehicle, Toy, and/or Replicas Thereof".
FIG. 1 is a front view of a front fender for a vehicle according to the design;
FIG. 2 is a left perspective view thereof;
FIG. 3 is a right perspective view thereof;
FIG. 4 is a left side view thereof;
FIG. 5 is a right side view thereof;
FIG. 6 is a top view thereof;
FIG. 7 is a bottom view thereof; and,
FIG. 8 is a rear view thereof.

1 Claim, 8 Drawing Sheets






Fig. 1




Fig. 2




Fig. 3



Fig. 4




Fig. 5




Fig. 6




Fig. 7

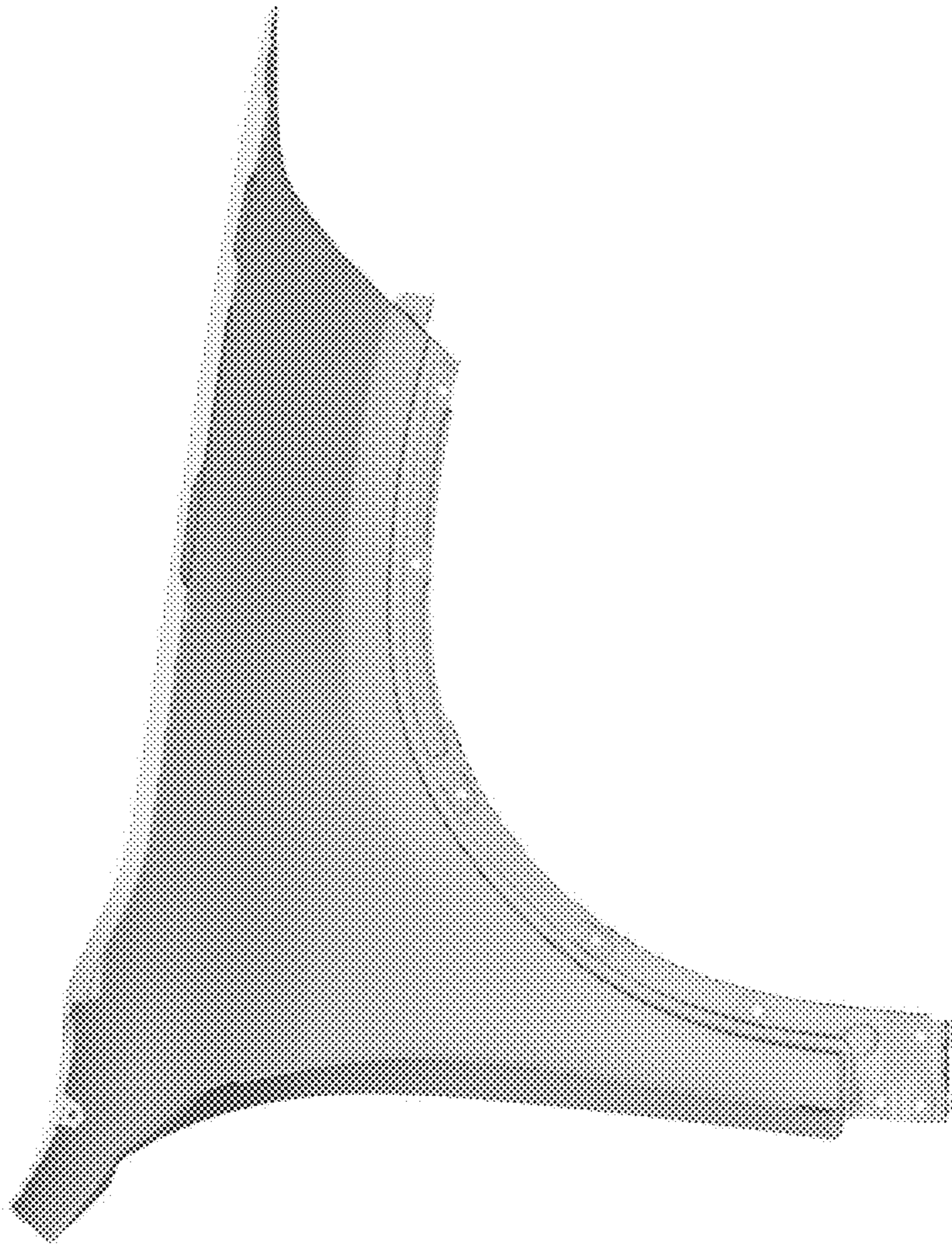


Fig. 8