



US00D828244S

(12) **United States Design Patent**  
**Frei et al.**

(10) **Patent No.:** **US D828,244 S**

(45) **Date of Patent:** **\*\* Sep. 11, 2018**

(54) **FRONT PORTION OF A VEHICLE, TOY,  
AND/OR REPLICAS THEREOF**

(71) Applicant: **Daimler AG**, Stuttgart (DE)

(72) Inventors: **Michael Frei**, Sindelfingen (DE);  
**Robert Lesnik**, Leonberg (DE);  
**Slavche Tanevski**, Munich (DE);  
**Gorden Wagener**, Gaeufelden (DE)

(73) Assignee: **Daimler AG**, Stuttgart (DE)

(\*\*) Term: **15 Years**

(21) Appl. No.: **29/611,414**

(22) Filed: **Jul. 21, 2017**

(30) **Foreign Application Priority Data**

Jan. 24, 2017 (EM) ..... 001456206-0002

(51) **LOC (11) Cl.** ..... **12-16**

(52) **U.S. Cl.**  
USPC ..... **D12/164**

(58) **Field of Classification Search**  
USPC ..... D12/86, 90-92, 88, 164; D21/421, 433,  
D21/434; 296/181.1, 181.5  
CPC ..... B62D 35/00; B62D 25/00; B62D 25/06;  
B62D 33/00  
See application file for complete search history.

(56) **References Cited**

**U.S. PATENT DOCUMENTS**

D615,464 S \* 5/2010 Frei ..... D12/164  
D617,682 S \* 6/2010 Frei ..... D12/91

D643,348 S \* 8/2011 Burki ..... D12/164  
D643,787 S \* 8/2011 Burki ..... D12/164  
D670,606 S \* 11/2012 Frenzel ..... D12/91  
D670,621 S \* 11/2012 Frenzel ..... D12/164  
D671,033 S \* 11/2012 Fetherston ..... D12/91  
D699,163 S \* 2/2014 Janssen ..... D12/164  
D704,602 S \* 5/2014 Frenzel ..... D12/164  
D744,376 S \* 12/2015 Futschik ..... D12/91  
D747,671 S \* 1/2016 Frei et al.  
D751,463 S \* 3/2016 Futschik ..... D12/91  
D751,464 S \* 3/2016 Frei ..... D12/91  
D805,958 S \* 12/2017 Lesnik ..... D12/91

\* cited by examiner

*Primary Examiner* — Melody N Brown

(74) *Attorney, Agent, or Firm* — Crowell & Moring LLP

(57) **CLAIM**

The ornamental design for a front portion of a vehicle, toy, and/or replicas thereof, as shown and described.

**DESCRIPTION**

This application contains subject matter related to the following co-pending U.S. design patent application:

Application Ser. No. 29/611,413, filed herewith and entitled “Vehicle, Toy, and/or Replicas Thereof”.

FIG. 1 is a left, front perspective view of a front portion of a vehicle, toy, and/or replicas thereof according to the design;

FIG. 2 is a left, rear perspective view thereof;

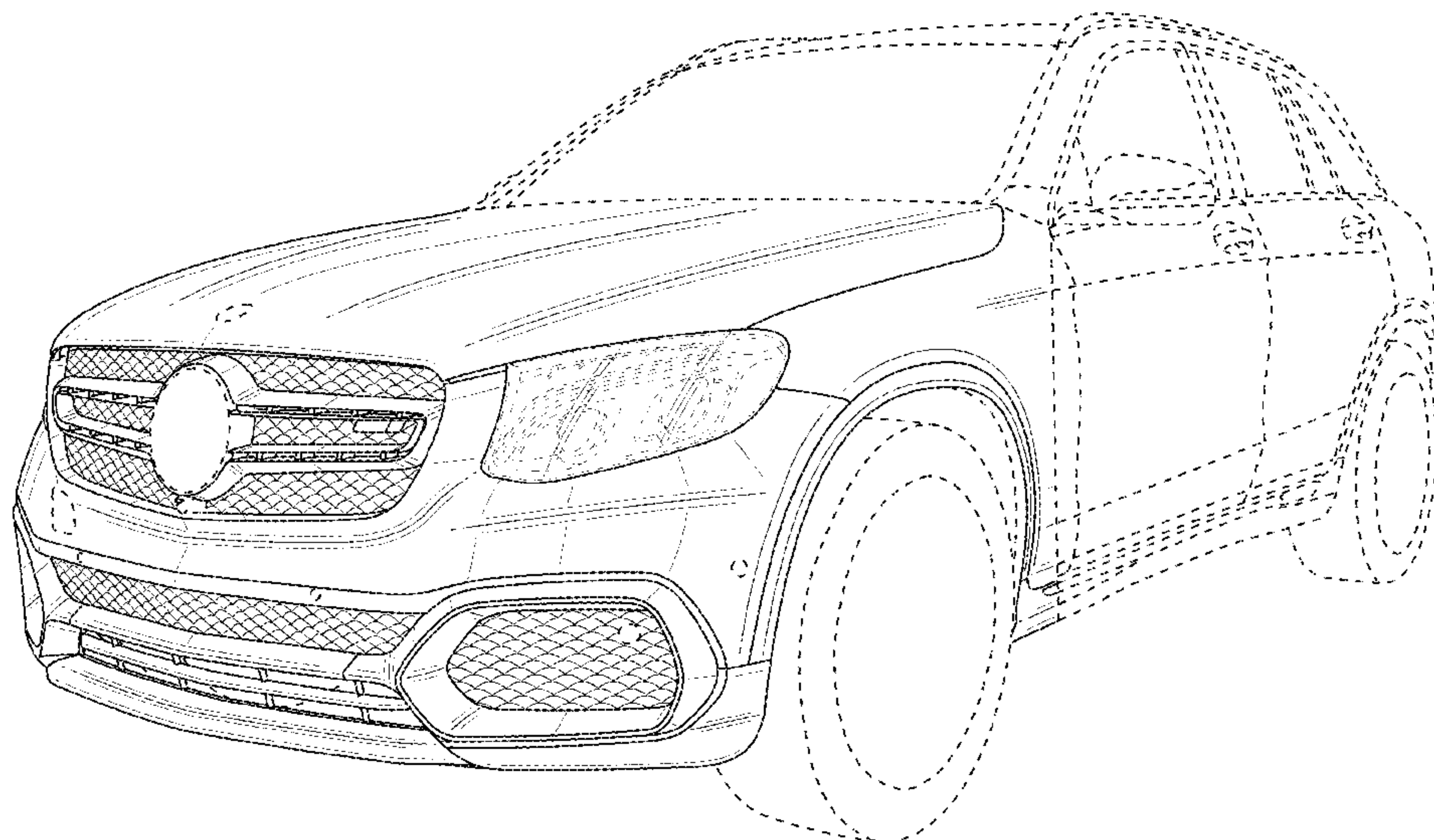
FIG. 3 is a front view thereof;

FIG. 4 is a right side view thereof; and,

FIG. 5 is a left side view thereof.

The broken lines in the drawings illustrate environmental subject matter only and form no part of the claimed design.

**1 Claim, 5 Drawing Sheets**



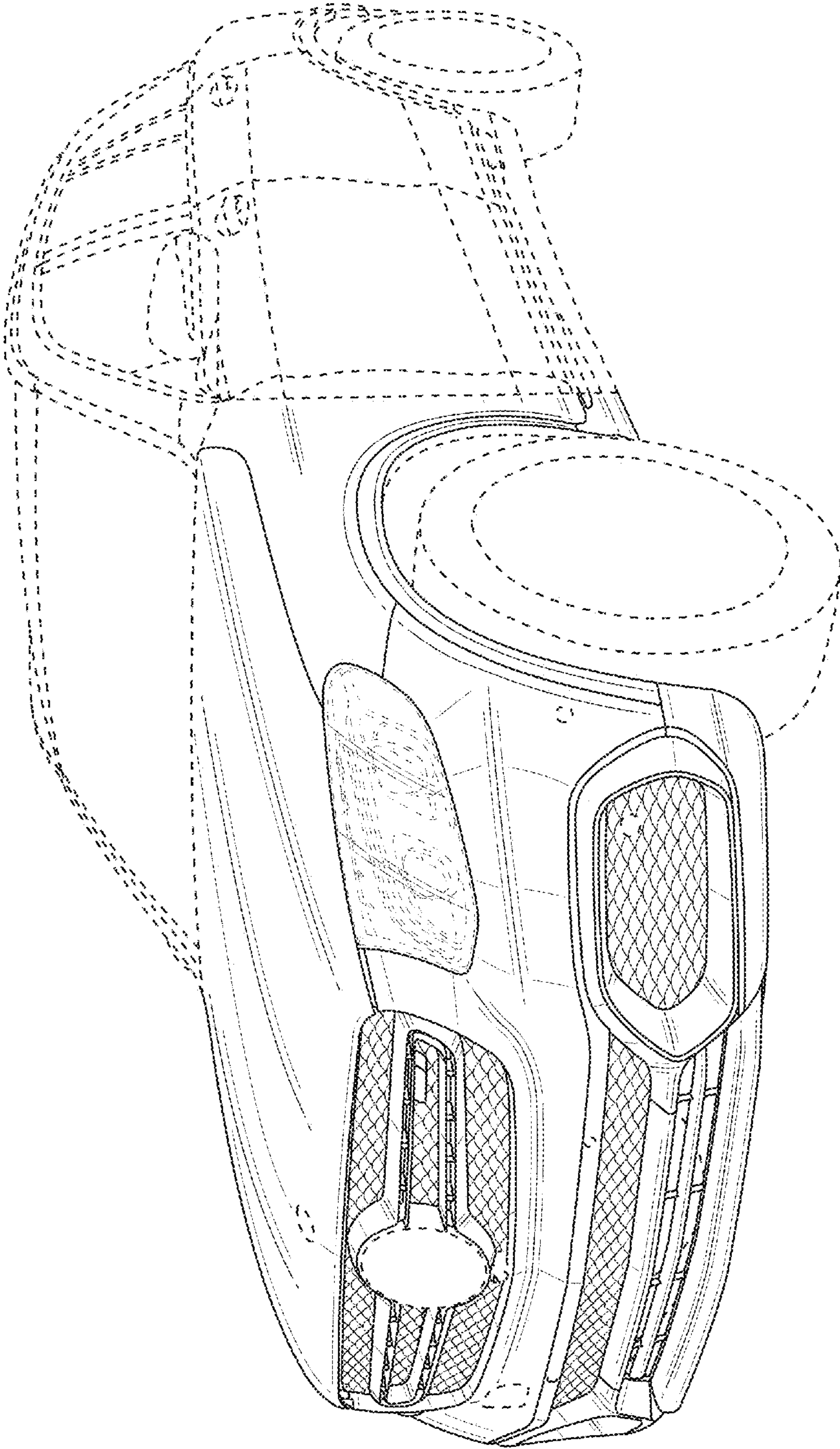


FIG. 1

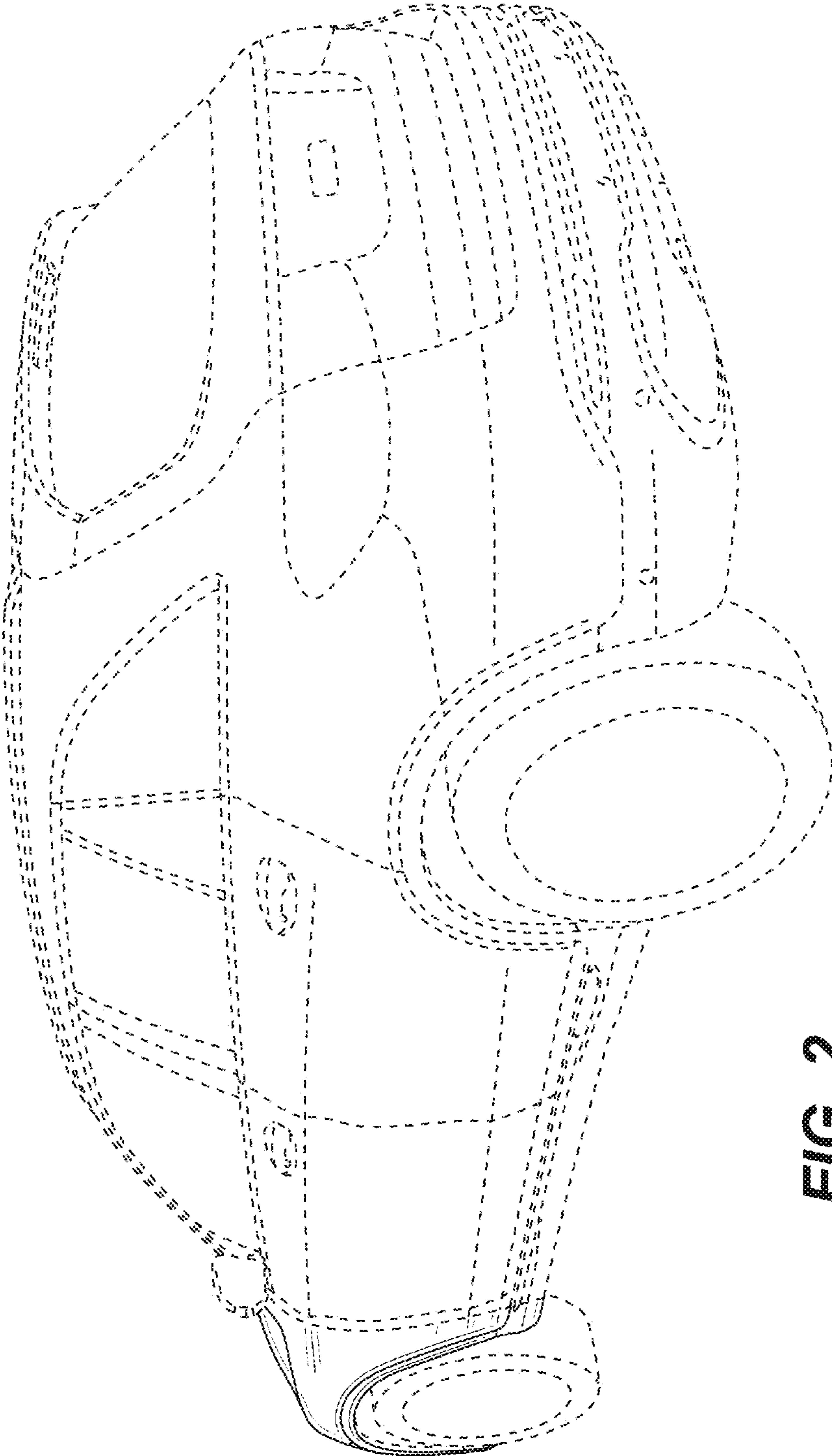
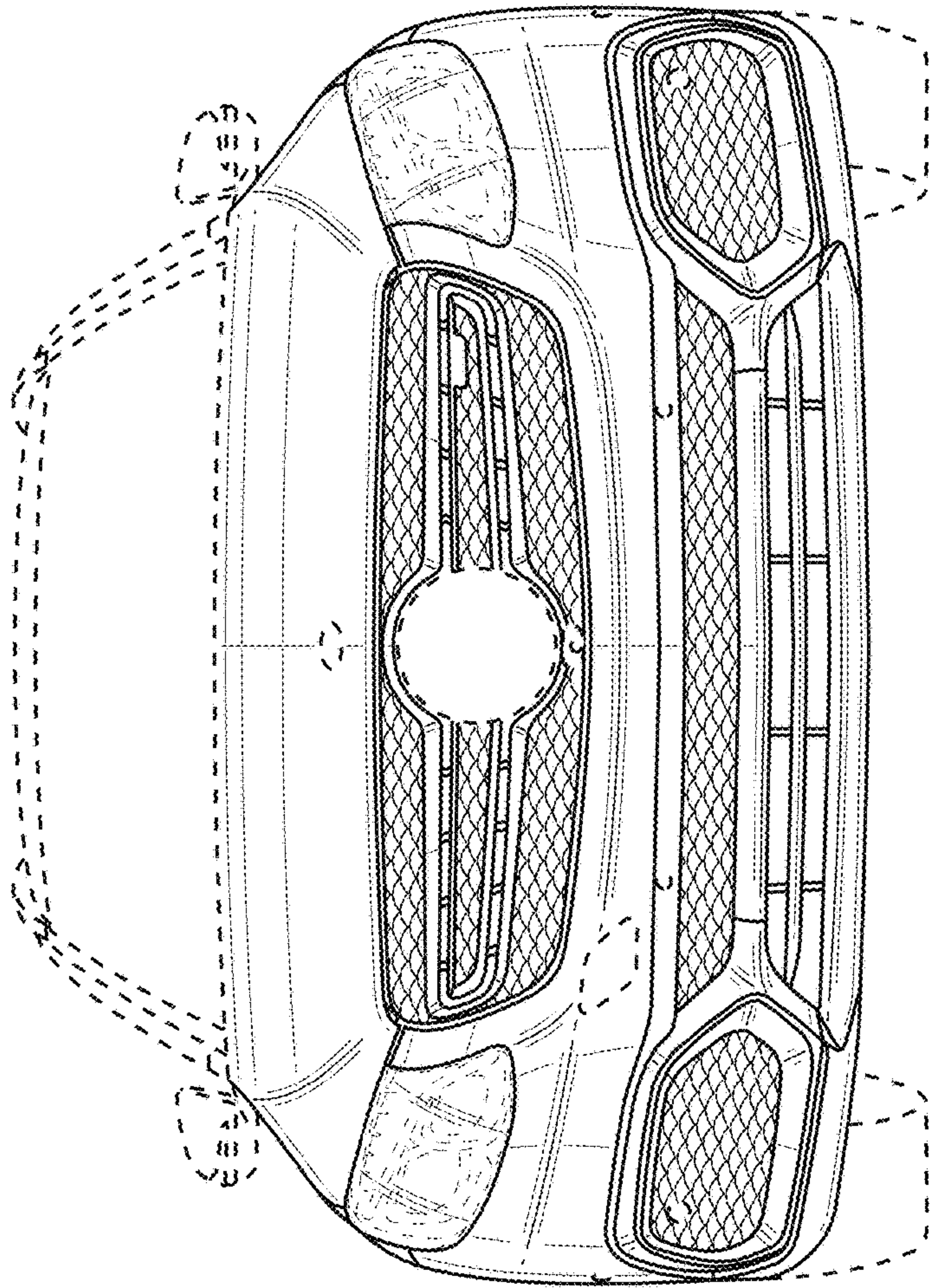
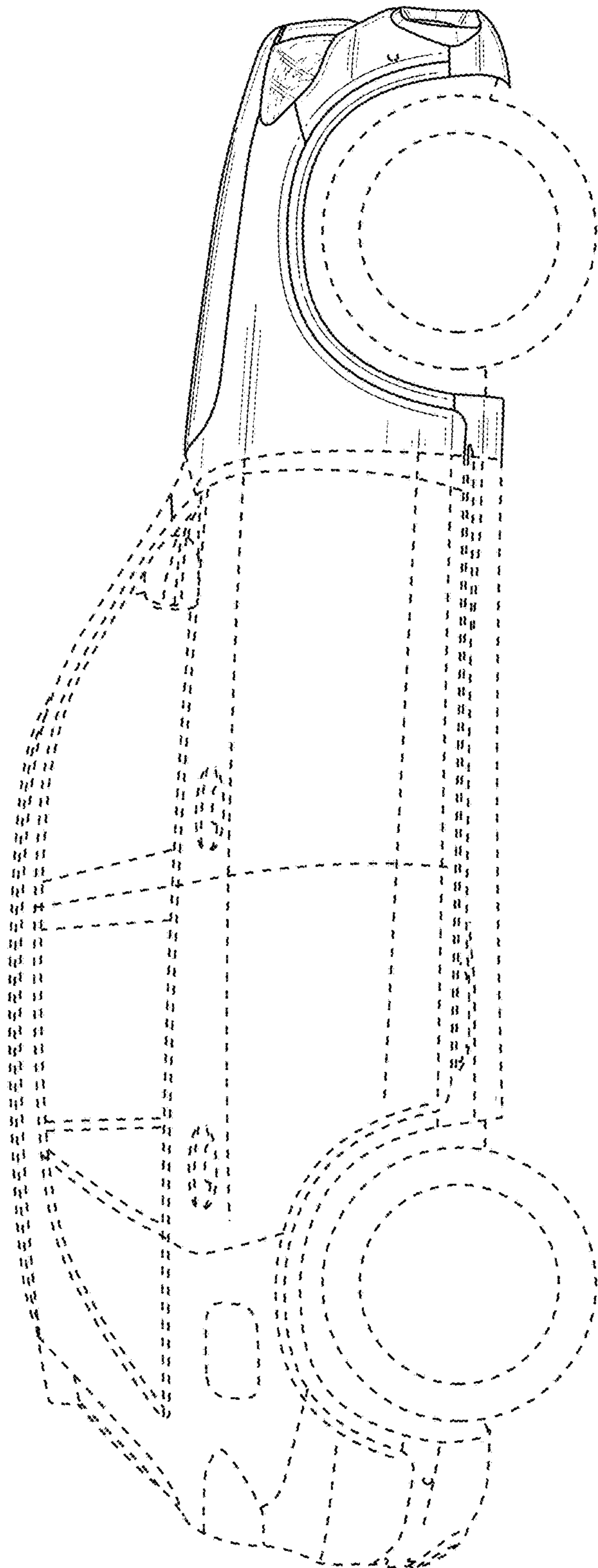


FIG. 2

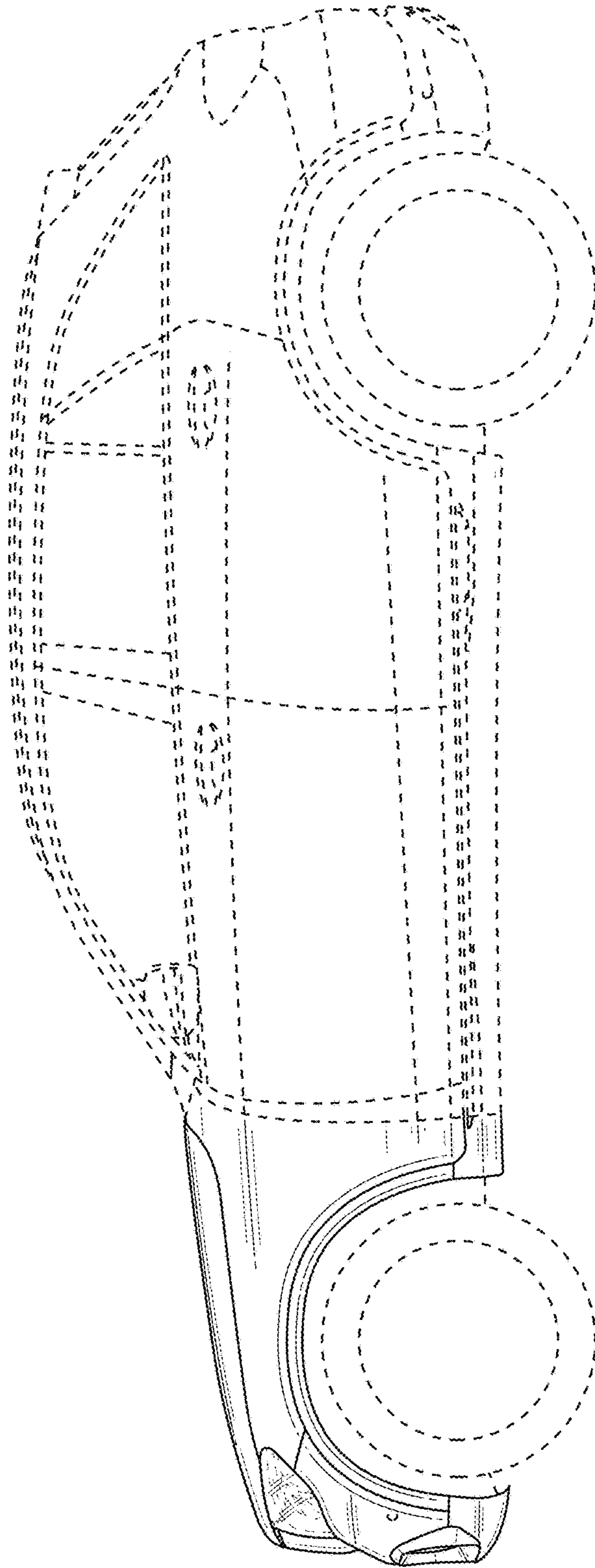




**FIG. 3**



**FIG. 4**



**FIG. 5**