



US00D828242S

(12) **United States Design Patent** (10) **Patent No.:** **US D828,242 S**  
**Hill** (45) **Date of Patent:** **\*\* Sep. 11, 2018**

(54) **FRONT GRILLE**

(71) Applicant: **Jaguar Land Rover Limited**, Whitley,  
Coventry (GB)

(72) Inventor: **Andrew Hill**, Coventry (GB)

(73) Assignee: **Jaguar Land Rover Limited**, Whitley,  
Coventry (GB)

(\*\*) Term: **15 Years**

(21) Appl. No.: **29/601,774**

(22) Filed: **Apr. 26, 2017**

(30) **Foreign Application Priority Data**

Oct. 27, 2016 (EM) ..... 003436237-0002

(51) **LOC (11) Cl.** ..... **12-16**

(52) **U.S. Cl.**  
USPC ..... **D12/163**

(58) **Field of Classification Search**

USPC ..... D12/163, 169, 196, 86, 90-92, 88;  
D5/1-4, 7, 42, 63, 99

CPC ..... B62D 25/08; B60K 11/08; B60R 19/05  
See application file for complete search history.

(56) **References Cited**

**U.S. PATENT DOCUMENTS**

D380,722 S *	7/1997	Burton	.....	D12/196
D380,723 S *	7/1997	Burton	.....	D12/196
D427,119 S *	6/2000	Sousamian	.....	D12/163
D432,061 S *	10/2000	Sousamian	.....	D12/163
D443,243 S *	6/2001	Barela	.....	D12/196
D516,475 S *	3/2006	Iwasaki	.....	D12/169
D541,714 S *	5/2007	Kitou	.....	D12/169
D589,853 S *	4/2009	Saridakis	.....	D12/163
D726,080 S *	4/2015	Mays	.....	D12/173
D727,220 S *	4/2015	Rupar	.....	D12/163
D749,474 S *	2/2016	Battams	.....	D12/169
D760,131 S *	6/2016	Kanno	.....	D12/169

D773,963 S *	12/2016	Battams	.....	D12/163
D774,996 S *	12/2016	Wheel	.....	D12/163
D782,374 S *	3/2017	Wheel	.....	D12/169

(Continued)

*Primary Examiner* — Robin V Webster

*Assistant Examiner* — Rachel Voorhies

(74) *Attorney, Agent, or Firm* — Wood Herron & Evans  
LLP

(57) **CLAIM**

The ornamental design for a front grille, as shown and  
described.

**DESCRIPTION**

FIG. 1 is a front right perspective view of a front grille for  
a vehicle according to the present invention.

FIG. 2 is a front left perspective view of the front grille  
shown in FIG. 1.

FIG. 3 is a rear left perspective view therefore.

FIG. 4 is a rear right perspective view therefore.

FIG. 5 is a front view therefore.

FIG. 6 is a rear view therefore.

FIG. 7 is a left side view therefore.

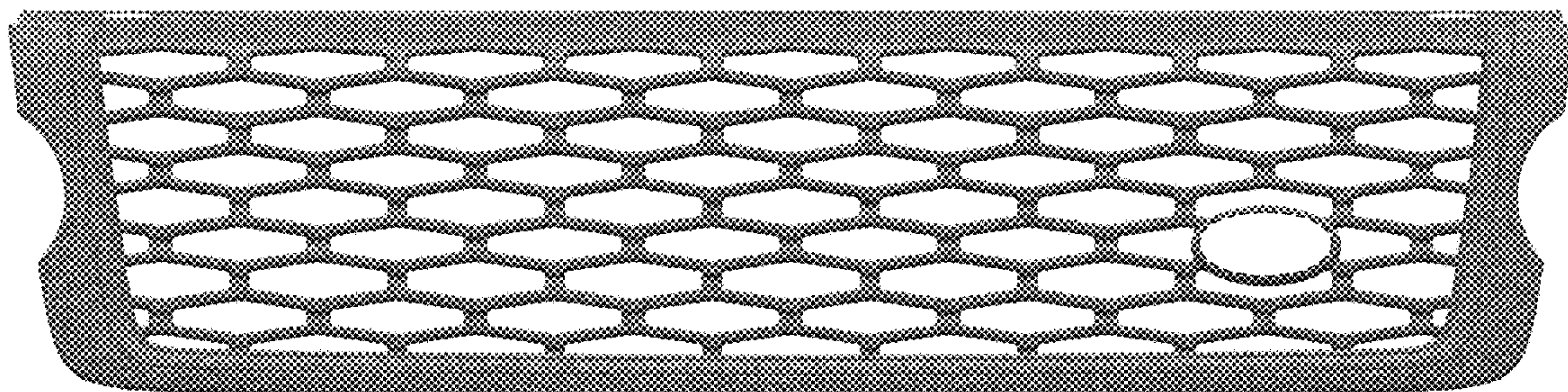
FIG. 8 is a right side view therefore.

FIG. 9 is a top view therefore.

FIG. 10 is a bottom view therefore; and,

FIG. 11 is a front right perspective view of the front grille  
shown in FIGS. 1-10, mounted on a vehicle, with the rest of  
the vehicle shown in de-emphasized and half-tone portions  
so as to illustrate environmental structure. These portions  
form no part of the claimed invention. More particularly, in  
FIG. 11, the inventive front grille is shown within the larger  
broken line, and the elements shown outside of the larger  
broken line form no part of the claimed invention, but are  
instead included to show environmental aspects thereof.  
Also, the smaller broken line at the front of the vehicle  
shows the location of a front grille badge, and forms no part  
of the present invention.

**1 Claim, 11 Drawing Sheets**



(56)

**References Cited**

U.S. PATENT DOCUMENTS

D782,936 S *	4/2017	Wheel .....	D12/91
D784,855 S *	4/2017	Wheel .....	D12/91
D786,747 S *	5/2017	Woolley .....	D12/169
D788,655 S *	6/2017	Curic .....	D12/163
D789,845 S *	6/2017	Oohashi .....	D12/163
D791,645 S *	7/2017	Henstridge .....	D12/91
D795,765 S *	8/2017	Rolfs .....	D12/173
D798,199 S *	9/2017	Henstridge .....	D12/163
D806,617 S *	1/2018	Wheel .....	D12/163
D807,789 S *	1/2018	Wheel .....	D12/91
D807,800 S *	1/2018	Wheel .....	D12/169
2017/0368727 A1 *	12/2017	Brown .....	B29C 45/0053

\* cited by examiner






FIG. 1



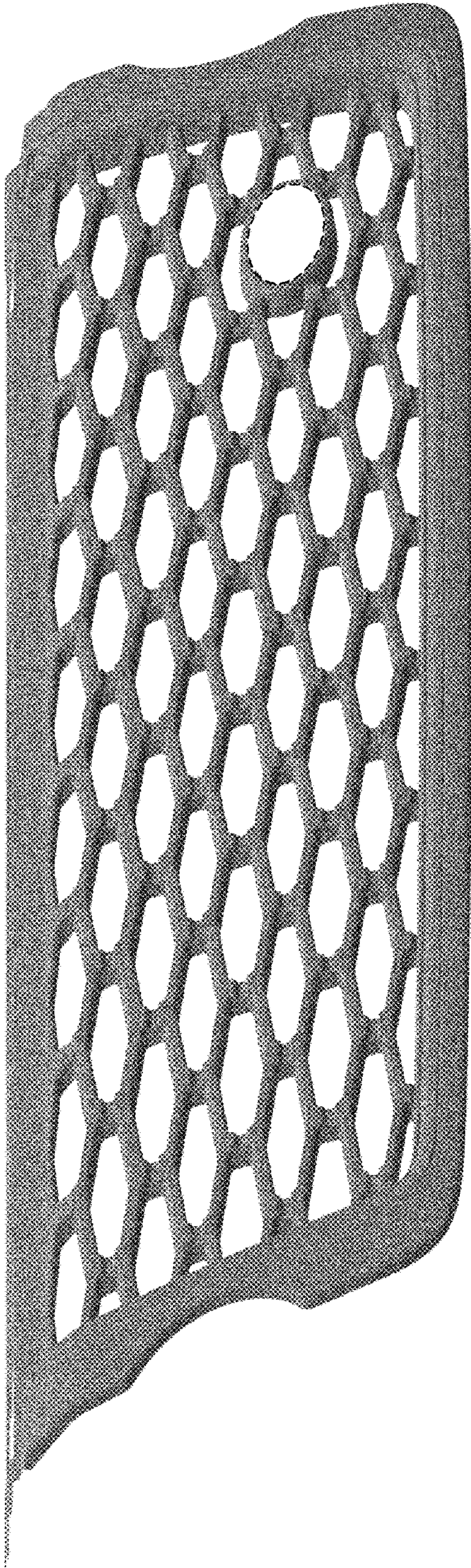


FIG. 2



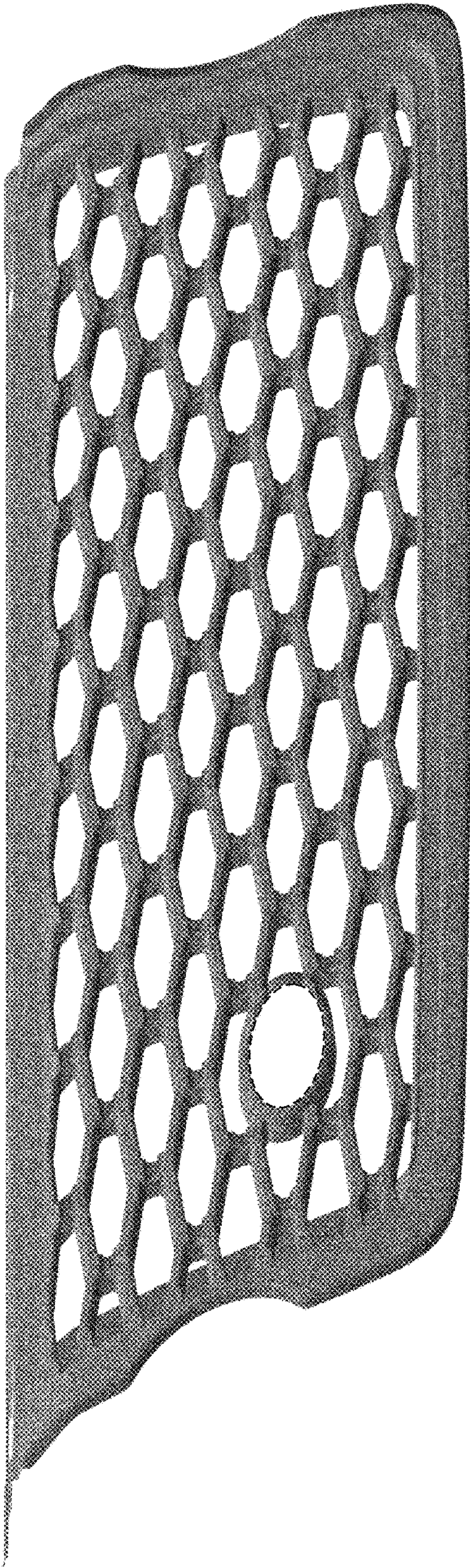


FIG. 3






FIG. 4



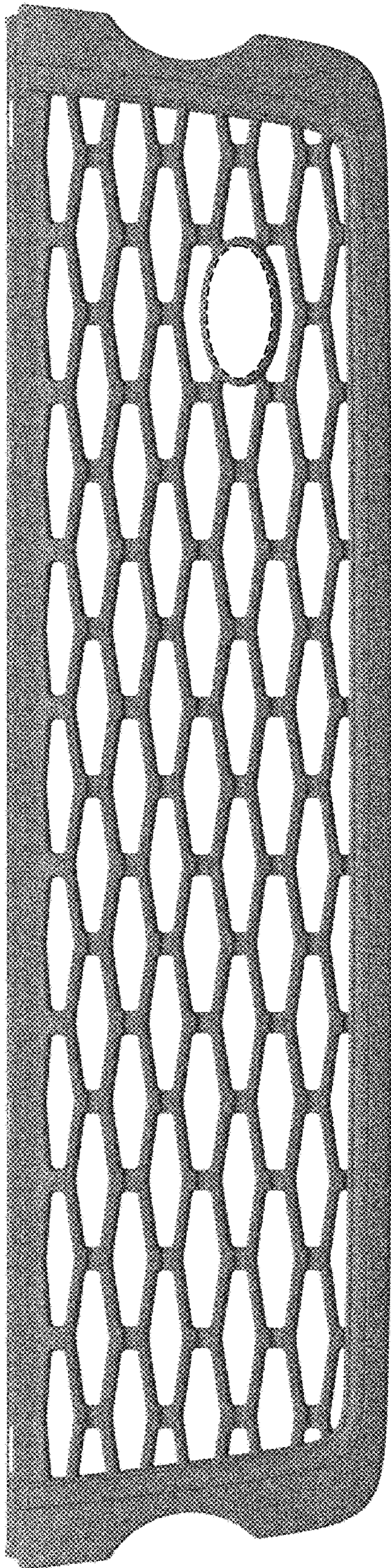


FIG. 5



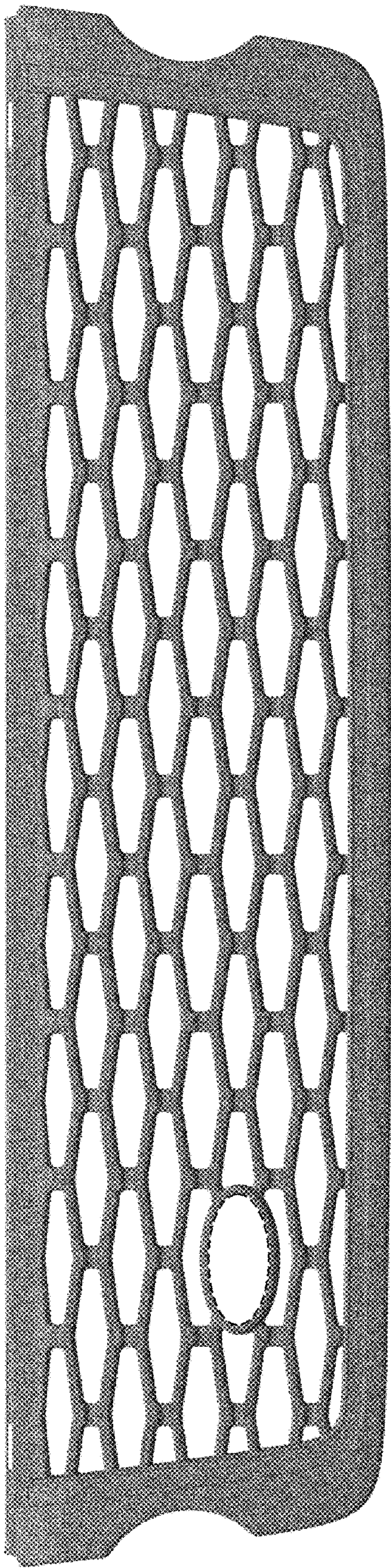


FIG. 6






FIG. 7






FIG. 8






FIG. 9






FIG. 10






FIG. 11



UNITED STATES PATENT AND TRADEMARK OFFICE  
**CERTIFICATE OF CORRECTION**

PATENT NO. : D828,242 S  
APPLICATION NO. : 29/601774  
DATED : September 11, 2018  
INVENTOR(S) : Andrew Hill

Page 1 of 1

It is certified that error appears in the above-identified patent and that said Letters Patent is hereby corrected as shown below:

On the Title Page

Column 2, Description Line 5, "Fig. 3 is a rear left perspective view therefore" should read --Fig. 3 is a rear left perspective view thereof--.

Column 2, Description Line 6, "Fig. 4 is a rear right perspective view therefore" should read --Fig. 4 is a rear right perspective view thereof--.

Column 2, Description Line 7, "Fig. 5 is a front view therefore" should read --Fig. 5 is a front view thereof--.

Column 2, Description Line 8, "Fig. 6 is a rear view therefore" should read --Fig. 6 is a rear view thereof--.

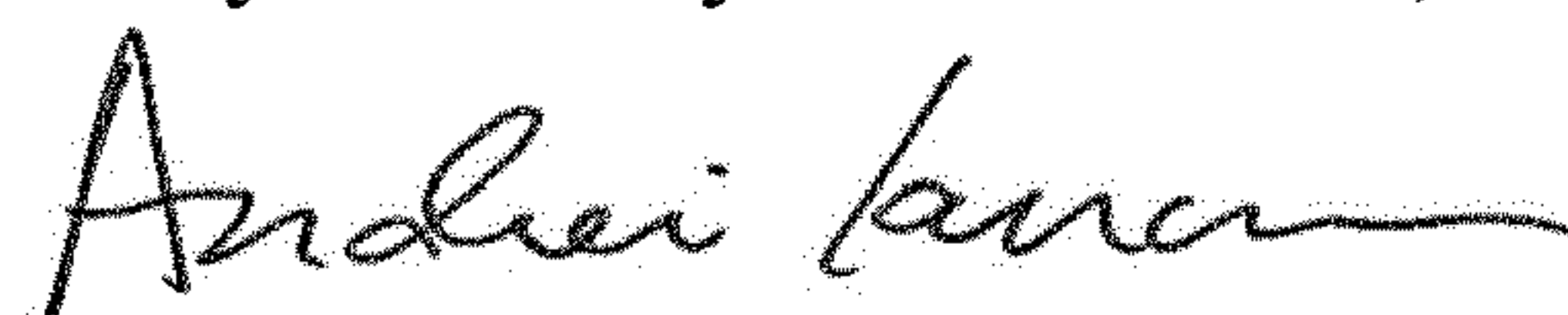
Column 2, Description Line 9, "Fig. 7 is a left side view therefore" should read --Fig. 7 is a left side view thereof--.

Column 2, Description Line 10, "Fig. 8 is a right side view therefore" should read --Fig. 8 is a right side view thereof--.

Column 2, Description Line 11, "Fig. 9 is a top view therefore" should read --Fig. 9 is a top view thereof--.

Column 2, Description Line 12, "Fig. 10 is a bottom view therefore" should read --Fig. 10 is a bottom view thereof--.

Signed and Sealed this  
Twenty-fifth Day of December, 2018



Andrei Iancu  
*Director of the United States Patent and Trademark Office*