



US00D828219S

(12) **United States Design Patent**
Damiano, Jr.

(10) **Patent No.:** **US D828,219 S**
(45) **Date of Patent:** **** Sep. 11, 2018**

- (54) **CARD HOLDER TREE**
- (71) Applicant: **Thomas Damiano, Jr.**, Toms River, NJ (US)
- (72) Inventor: **Thomas Damiano, Jr.**, Toms River, NJ (US)
- (73) Assignee: **Birch Branch, LLC**, Toms River, NJ (US)
- (**) Term: **15 Years**
- (21) Appl. No.: **29/601,562**
- (22) Filed: **Apr. 24, 2017**
- (51) **LOC (11) Cl.** **11-04**
- (52) **U.S. Cl.**
USPC **D11/118**
- (58) **Field of Classification Search**
USPC D11/117, 118, 121, 125, 13, 131, 132, D11/133, 157, 164
CPC A47G 33/04; A47G 33/06; A47G 33/12; A47G 33/00; A47G 33/08; A47G 2033/089; A47F 5/02; B44C 5/00; B44C 5/02; B44C 7/00
See application file for complete search history.

- (56) **References Cited**
U.S. PATENT DOCUMENTS
- 1,137,900 A * 5/1915 Reichert A47F 5/02 211/163
- 1,690,397 A * 11/1928 Boehland A47G 33/08 362/382
- D142,018 S * 8/1945 Campbell 211/13.1
- 2,826,846 A * 3/1958 Warren A47G 33/06 211/1
- 2,865,122 A * 12/1958 Clawson A47F 5/02 211/50
- 3,176,123 A * 3/1965 Blake A47G 33/06 362/123

- 3,204,779 A * 9/1965 Warner A47F 5/13 211/182
- 3,564,732 A * 2/1971 Lynd G09B 17/00 273/282.2
- 3,987,566 A * 10/1976 March G09F 1/08 206/490
- 4,186,503 A * 2/1980 Fontana G09F 1/10 211/196
- 4,315,376 A * 2/1982 Eichenauer G09F 1/14 40/124.19
- 4,364,102 A * 12/1982 Huppert A47G 33/06 362/122
- D288,074 S * 2/1987 Vogel D11/118
- D324,832 S * 3/1992 Boschetto D11/118
- D368,439 S * 4/1996 Romero D11/118
- 5,558,422 A * 9/1996 Sanford A47G 33/06 362/123
- D379,075 S * 5/1997 Edler D11/118
- 5,652,032 A * 7/1997 Kaczor A47G 33/06 211/196
- D406,077 S * 2/1999 Cox D11/118

(Continued)

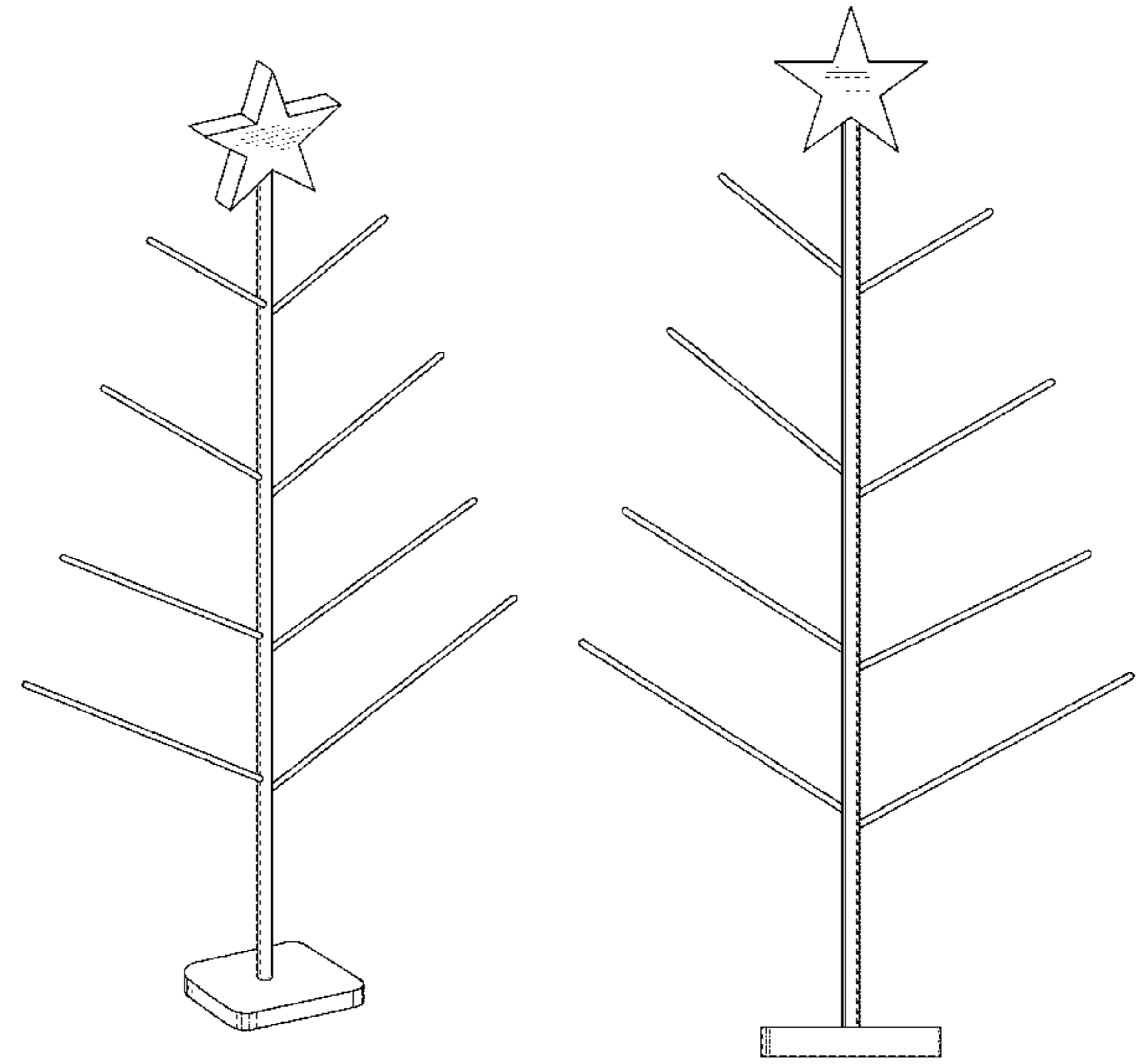
Primary Examiner — Elizabeth J Oswecki
(74) *Attorney, Agent, or Firm* — Gertner Mandel, LLC; Richard Malagiere, Esq.

(57) **CLAIM**
The ornamental design for a card holder tree, as shown and described.

DESCRIPTION

FIG. 1 is a perspective view of a card holder tree showing my new design;
FIG. 2 is a front view thereof;
FIG. 3 is a back view thereof;
FIG. 4 is a left side view thereof;
FIG. 5 is a right side view thereof;
FIG. 6 is a top plan view thereof; and,
FIG. 7 is a bottom plan view thereof.

1 Claim, 5 Drawing Sheets



(56)

References Cited

U.S. PATENT DOCUMENTS

6,350,499 B1 * 2/2002 Babcock A47G 33/06
428/18
D484,827 S * 1/2004 Reuser D11/131
7,232,596 B2 * 6/2007 Lai A47G 33/06
428/18
7,641,355 B2 * 1/2010 Lau A47G 33/06
362/123
D627,256 S * 11/2010 Thomas D11/117
D627,678 S * 11/2010 Weible D11/118
D644,173 S * 8/2011 Gaio D13/115
9,339,139 B2 * 5/2016 Harman A47G 33/08
D775,997 S * 1/2017 Sebastiampillai D11/118
D796,377 S * 9/2017 Kos D11/118

* cited by examiner

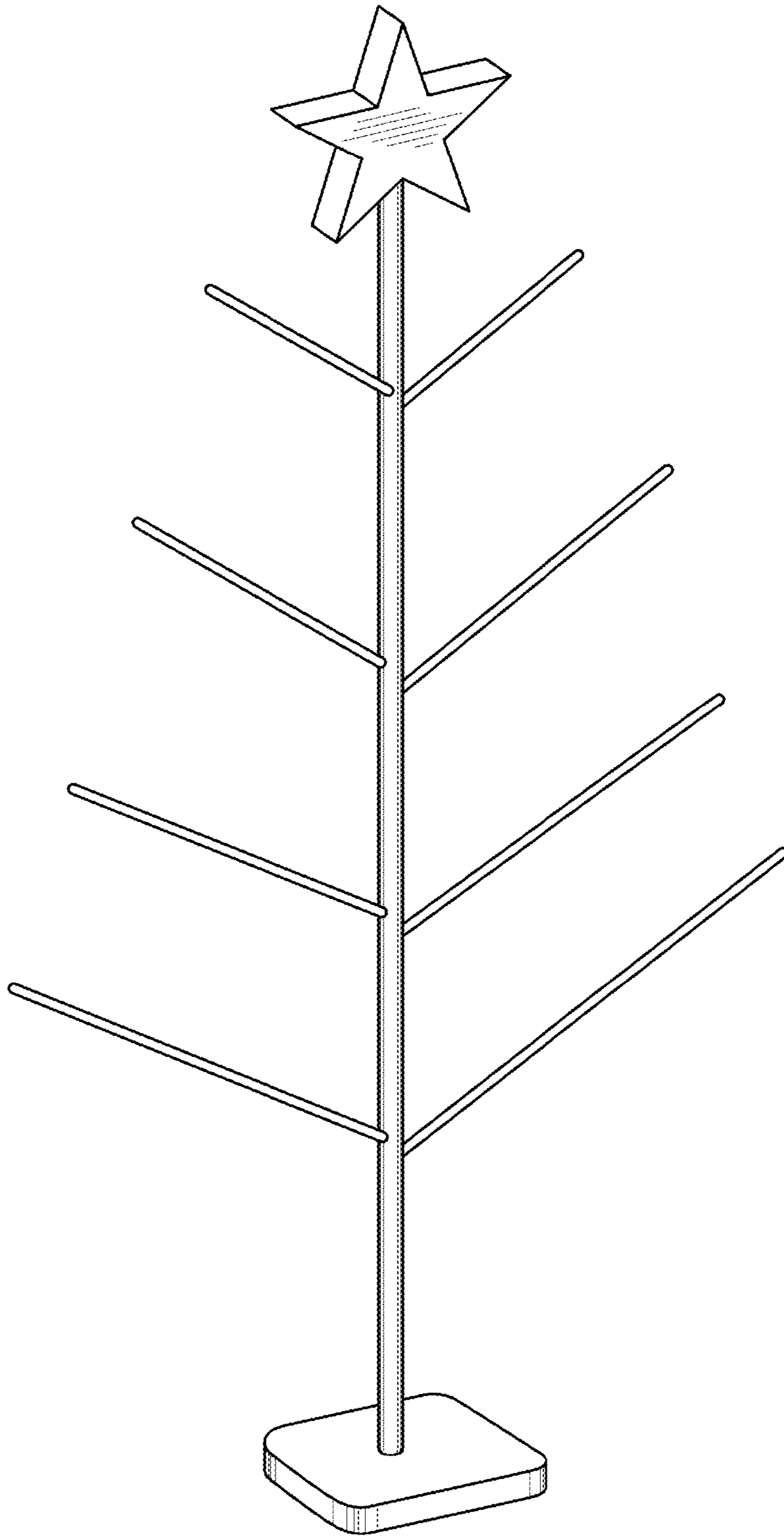


FIG. 1

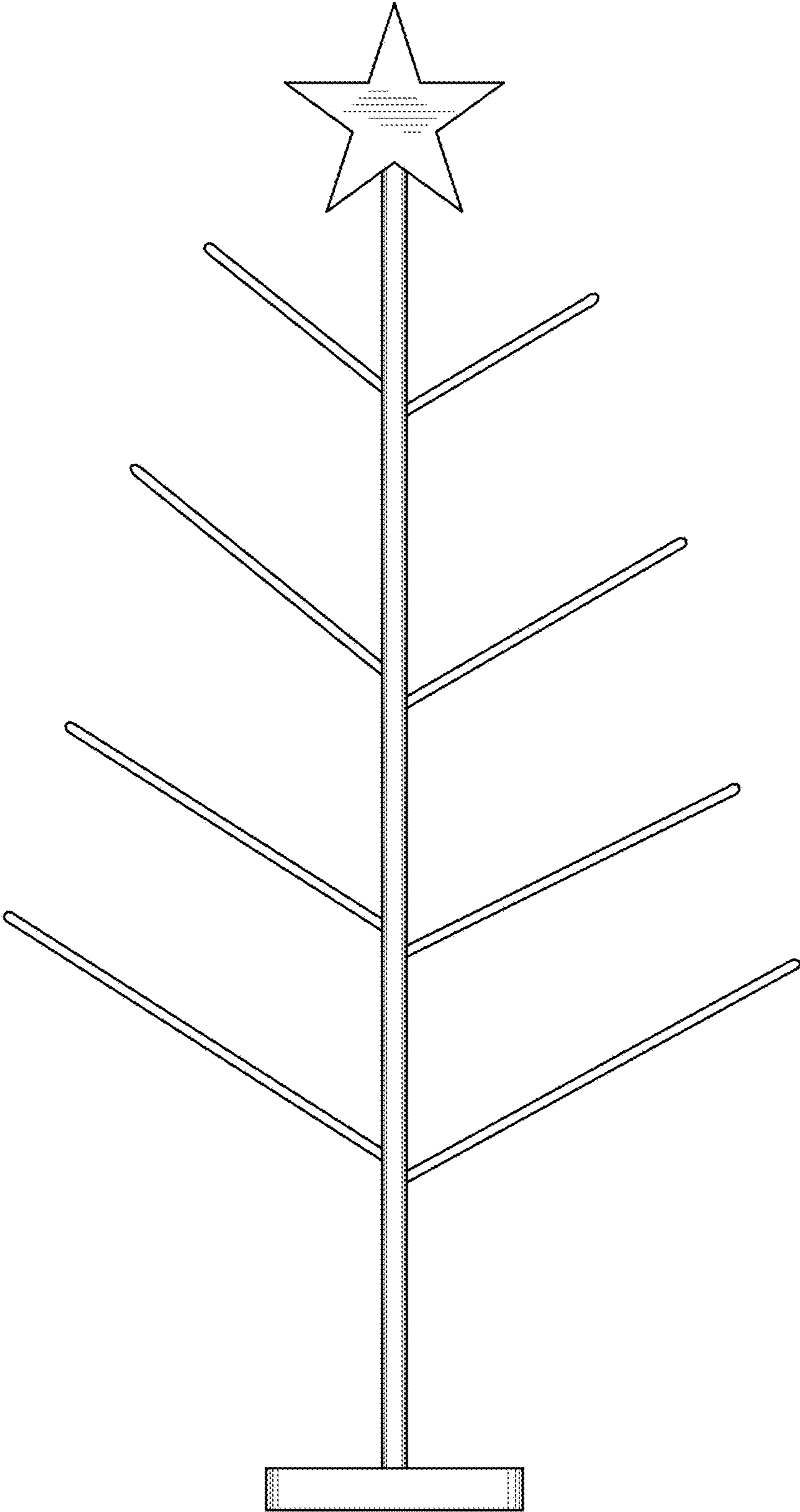


FIG. 2

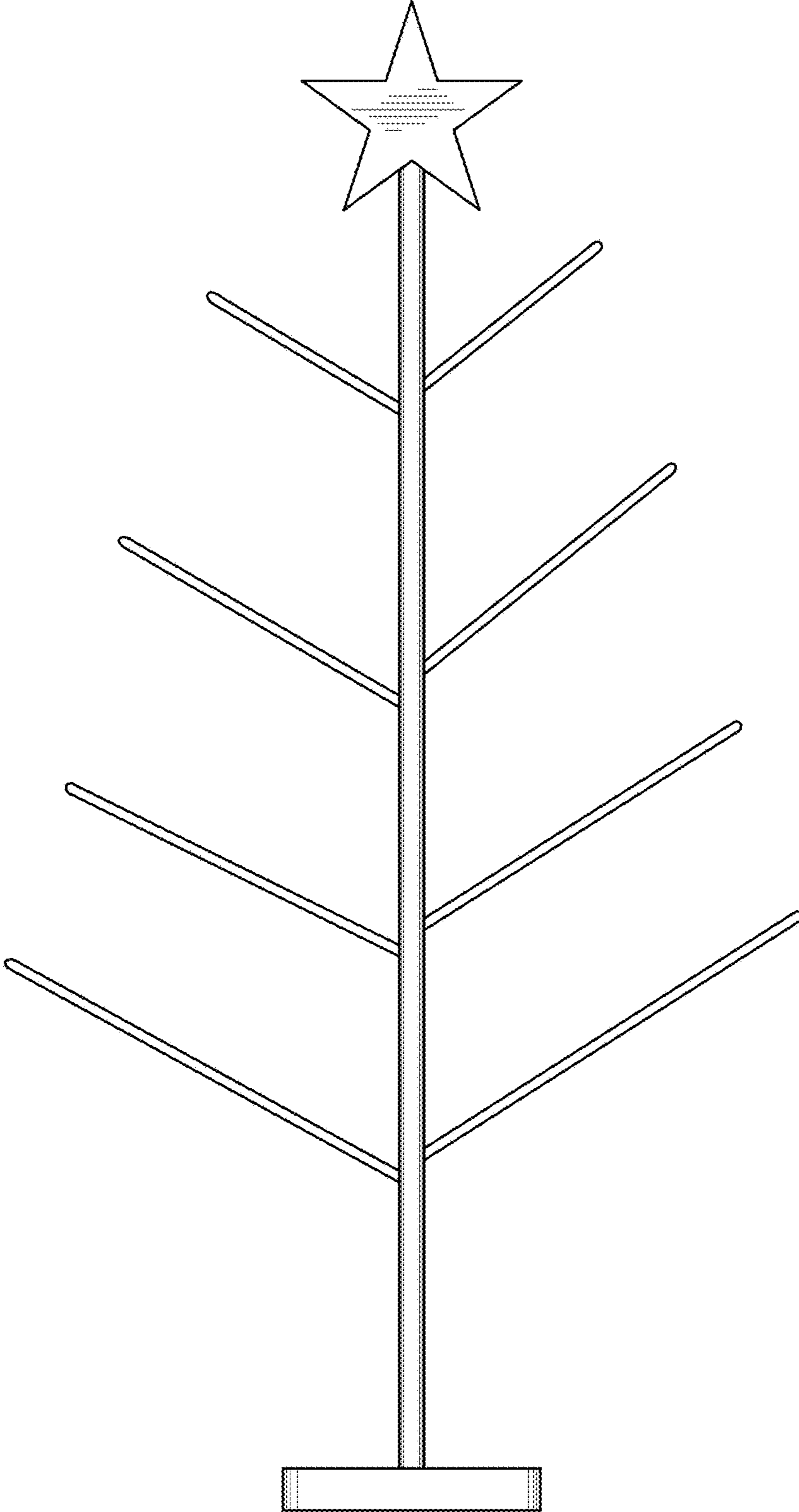


FIG. 3

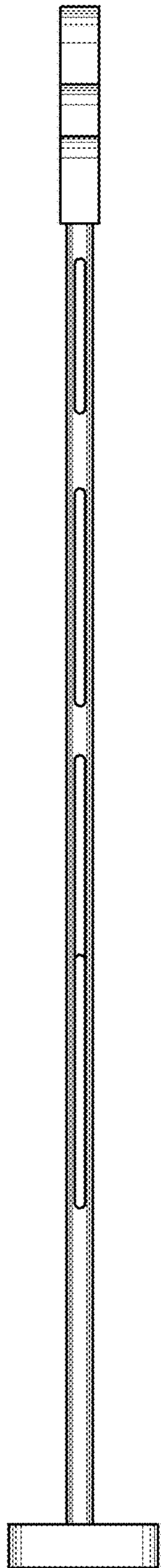


FIG. 4

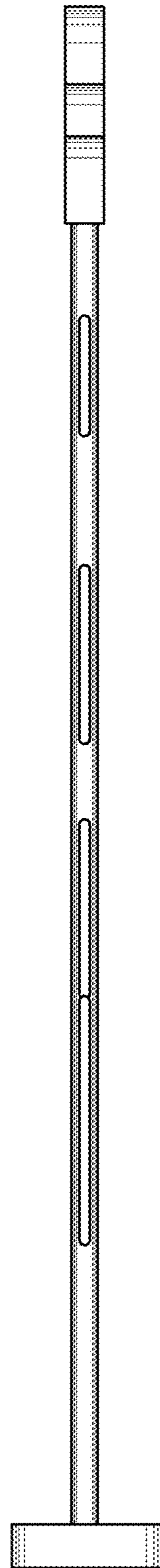


FIG. 5

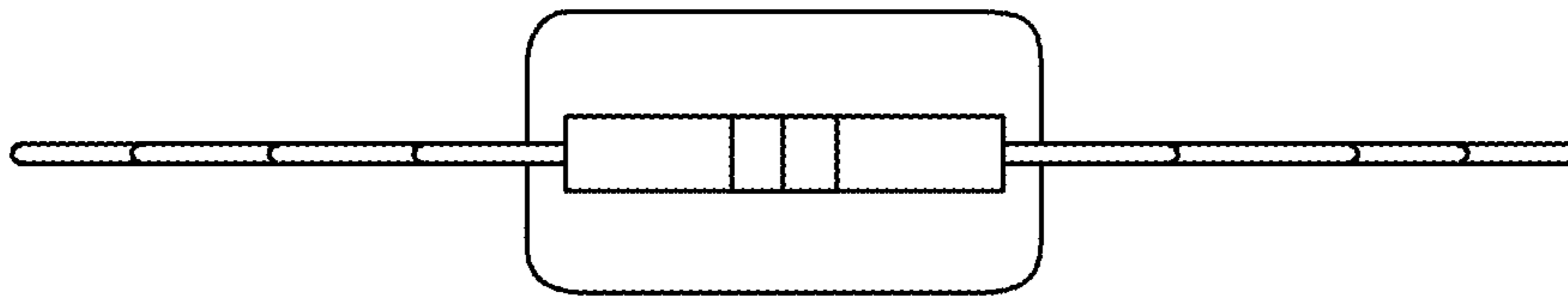


FIG. 6



FIG. 7