



US00D828212S

(12) **United States Design Patent** (10) **Patent No.:** **US D828,212 S**
Riviere (45) **Date of Patent:** **** Sep. 11, 2018**

(54) **RING**

(56) **References Cited**

(71) Applicant: **HARRY WINSTON SA,**
Plan-les-Ouates (CH)
(72) Inventor: **Dominique Riviere,** New York, NY
(US)
(73) Assignee: **Harry Winston SA,** Plan-les-Ouates
(CH)
(**) Term: **15 Years**

U.S. PATENT DOCUMENTS

D237,100	S	*	10/1975	Mechanic	D11/34
D374,193	S	*	10/1996	Doustorian	D11/34
D400,120	S	*	10/1998	Itzkowitz	D11/26
D514,469	S	*	2/2006	Race	D11/34
D727,200	S	*	4/2015	Kwon	D11/34
D747,663	S	*	1/2016	Yatsugi-Kang	D11/34
D747,664	S	*	1/2016	Yatsugi-Kang	D11/34
D780,023	S	*	2/2017	Yatsugi-Kang	D11/34
D780,024	S	*	2/2017	Yatsugi-Kang	D11/34
D780,031	S	*	2/2017	Riviere	D11/34
D780,618	S	*	3/2017	Galli	D11/34

(21) Appl. No.: **29/616,946**

OTHER PUBLICATIONS

(22) Filed: **Sep. 11, 2017**

[Online] <http://www.harrywinston.com/en/pear-shaped-cluster-diamond-engagement-ring>. Retrieved May 13, 2018.*

(30) **Foreign Application Priority Data**

Mar. 10, 2017 (WO) DM/095 276

(51) **LOC (11) Cl.** **11-01**

(52) **U.S. Cl.**
USPC **D11/34**

(58) **Field of Classification Search**
USPC D11/1, 2, 26-39, 40-44, 63, 66, 67, 75,
D11/76, 79-86, 91, 92; 63/26-28
CPC A44C 9/00; A44C 9/0007; A44C 9/0015;
A44C 9/0023; A44C 9/003; A44C
9/0038; A44C 9/0046; A44C 9/0053;
A44C 9/0061; A44C 9/0069; A44C
9/0076; A44C 17/02; A44C 17/0208;
A44C 17/0216; A44C 17/0225; A44C
17/0233; A44C 17/0241; A44C 17/025;
A44C 17/0258; A44C 17/0266; A44C
17/0275; A44C 17/0283; A44C 17/0291;
A44C 25/00; A44C 25/001; A44C 25/007

See application file for complete search history.

* cited by examiner

Primary Examiner — Melanie Sue Pellegrini
(74) *Attorney, Agent, or Firm* — Blank Rome LLP

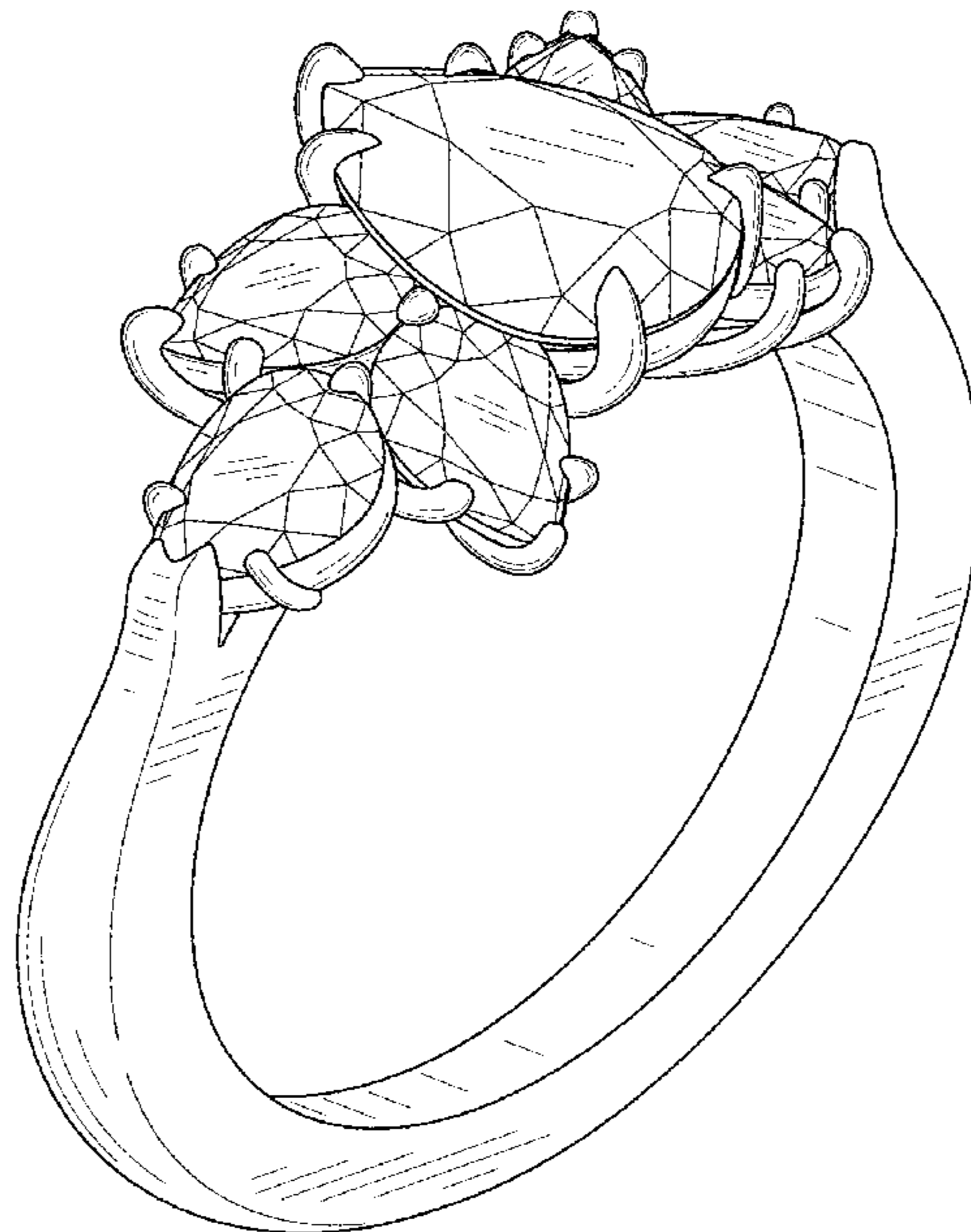
(57) **CLAIM**

The ornamental design for a ring, as shown.

DESCRIPTION

FIG. 1 is a front left perspective view of a ring showing my new design;
FIG. 2 is a front view thereof;
FIG. 3 is a rear view thereof;
FIG. 4 is a left side view thereof;
FIG. 5 is a right side view thereof;
FIG. 6 is a top view thereof;
FIG. 7 is a bottom view thereof; and,
FIG. 8 is a rear left perspective view thereof.

1 Claim, 6 Drawing Sheets



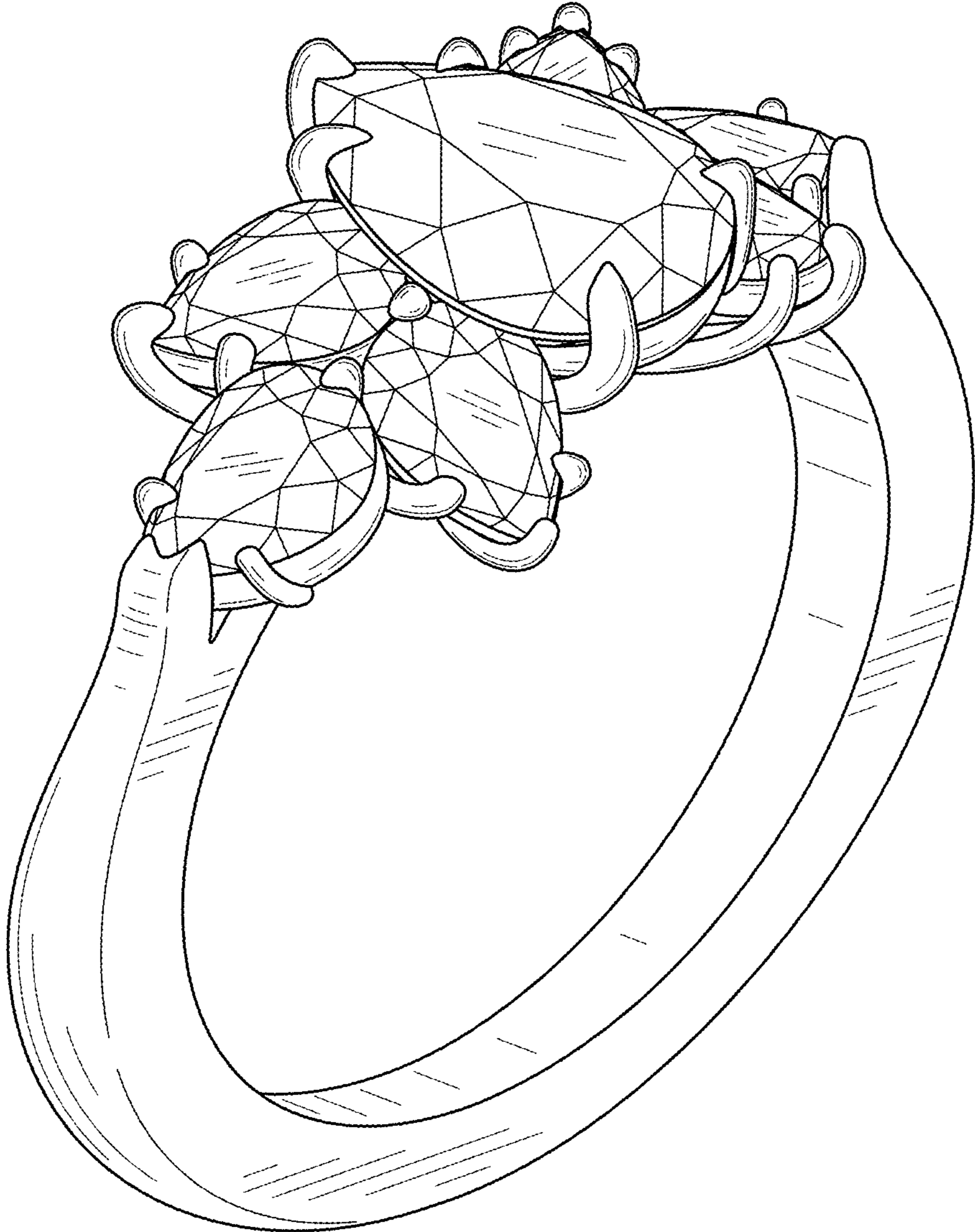


FIG. 1

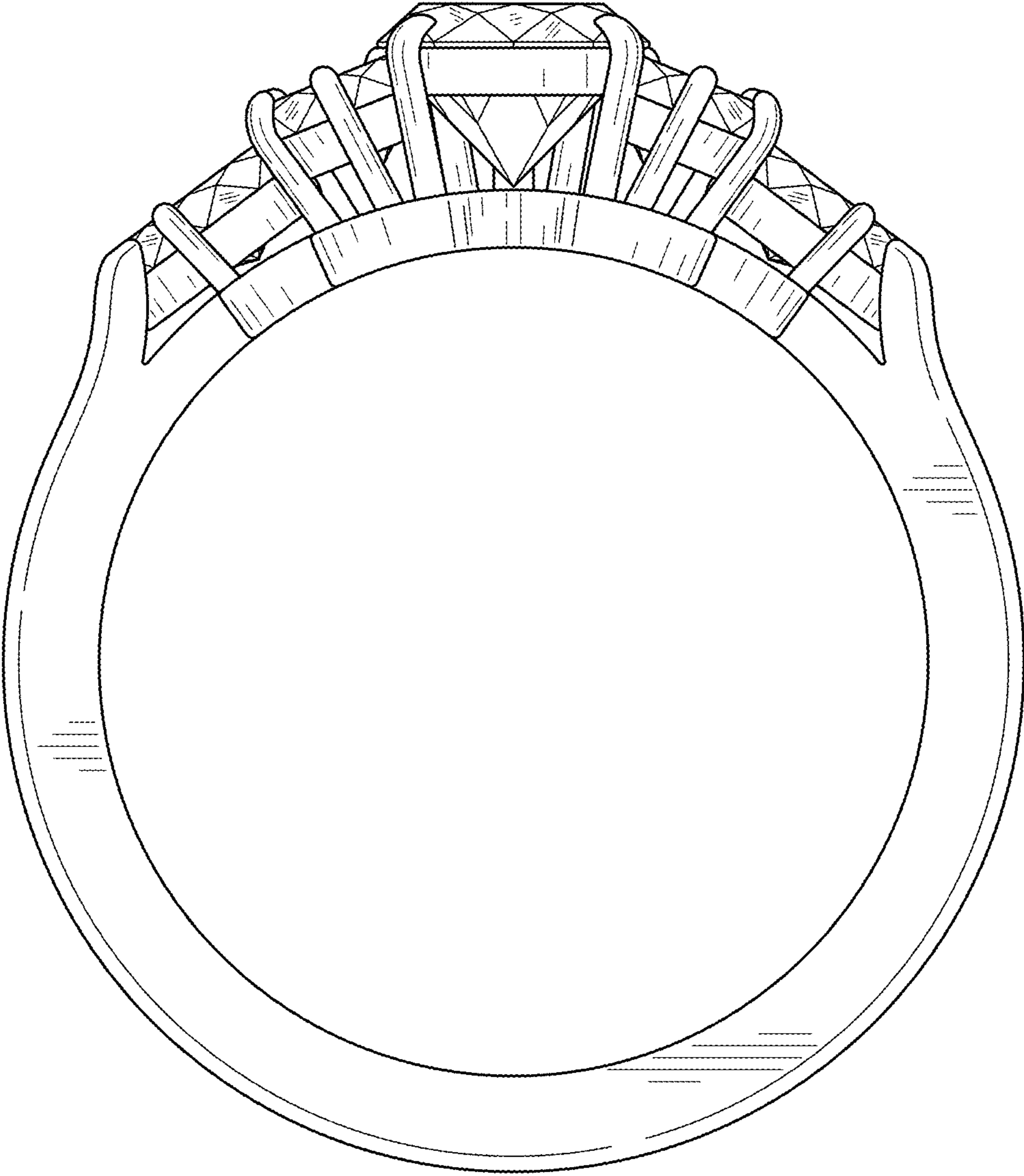


FIG. 2

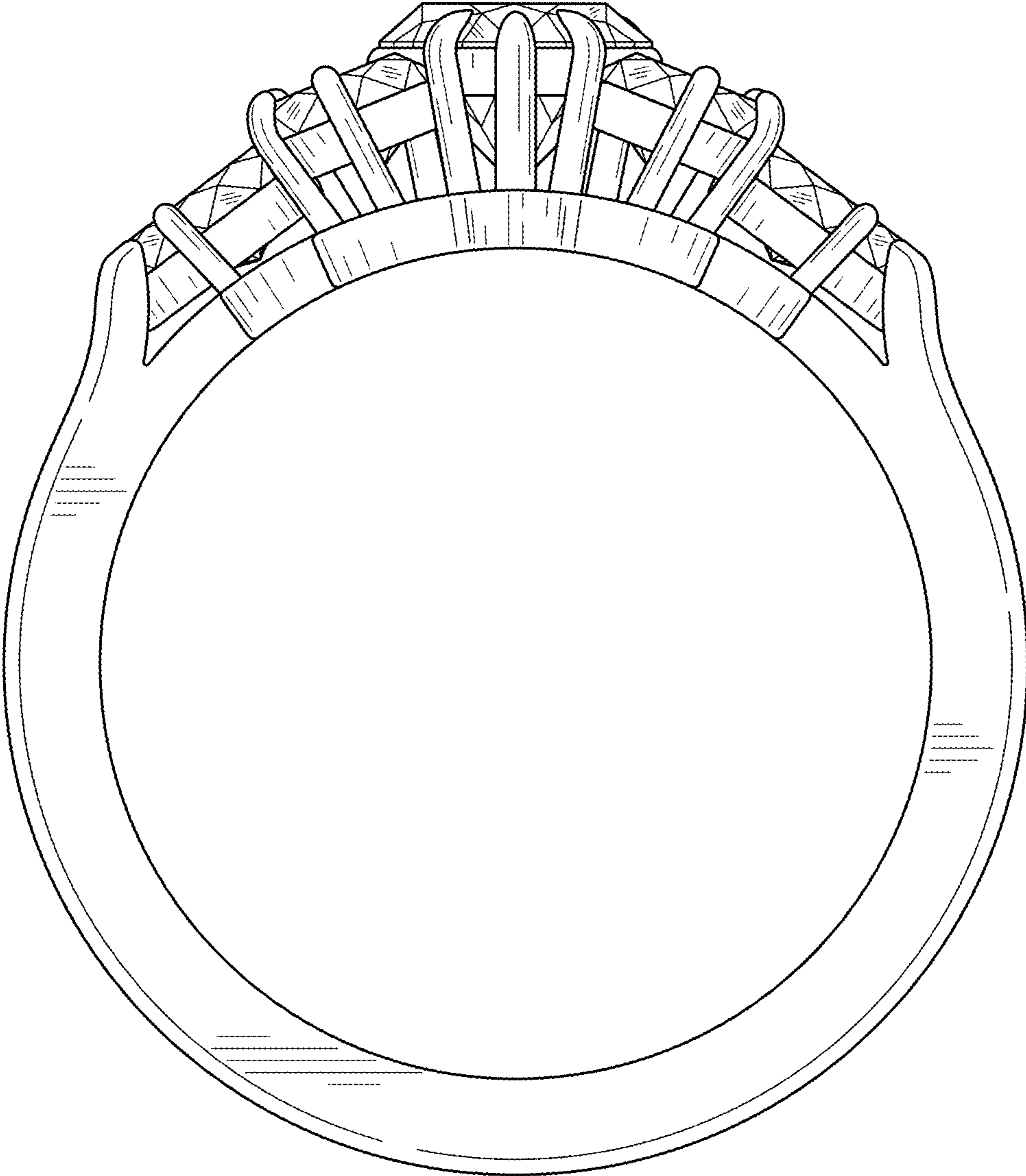


FIG. 3

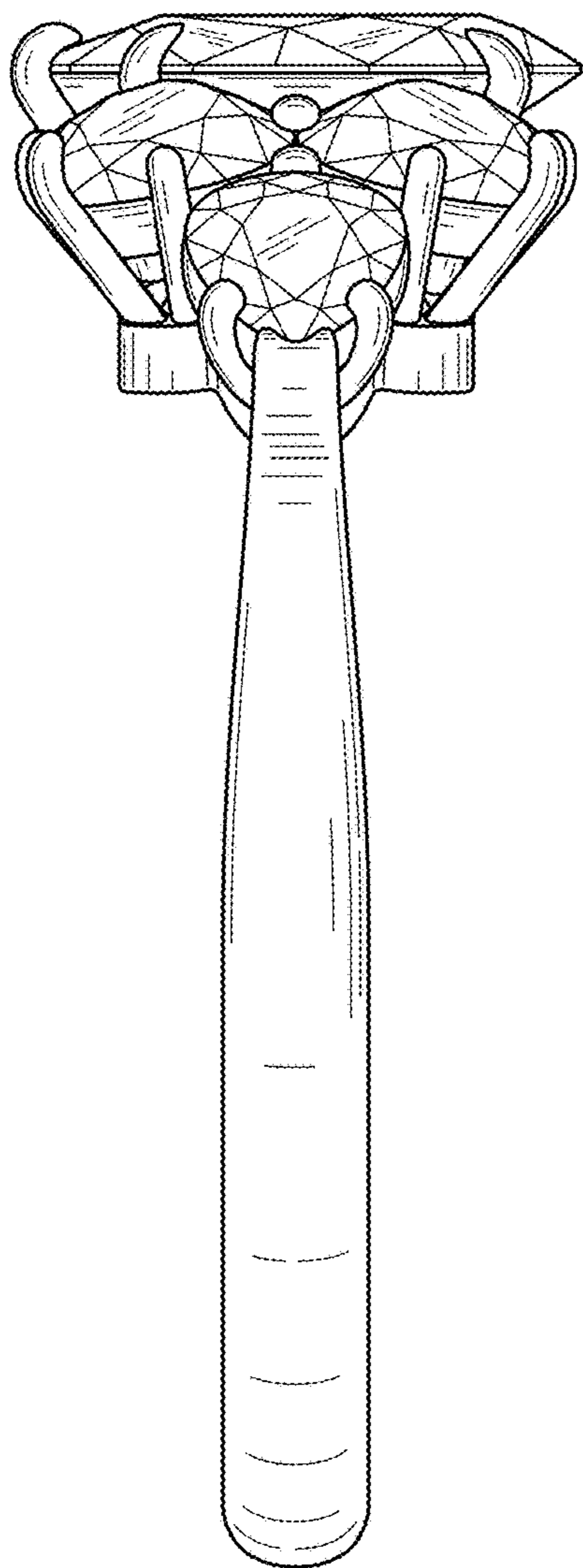


FIG. 4

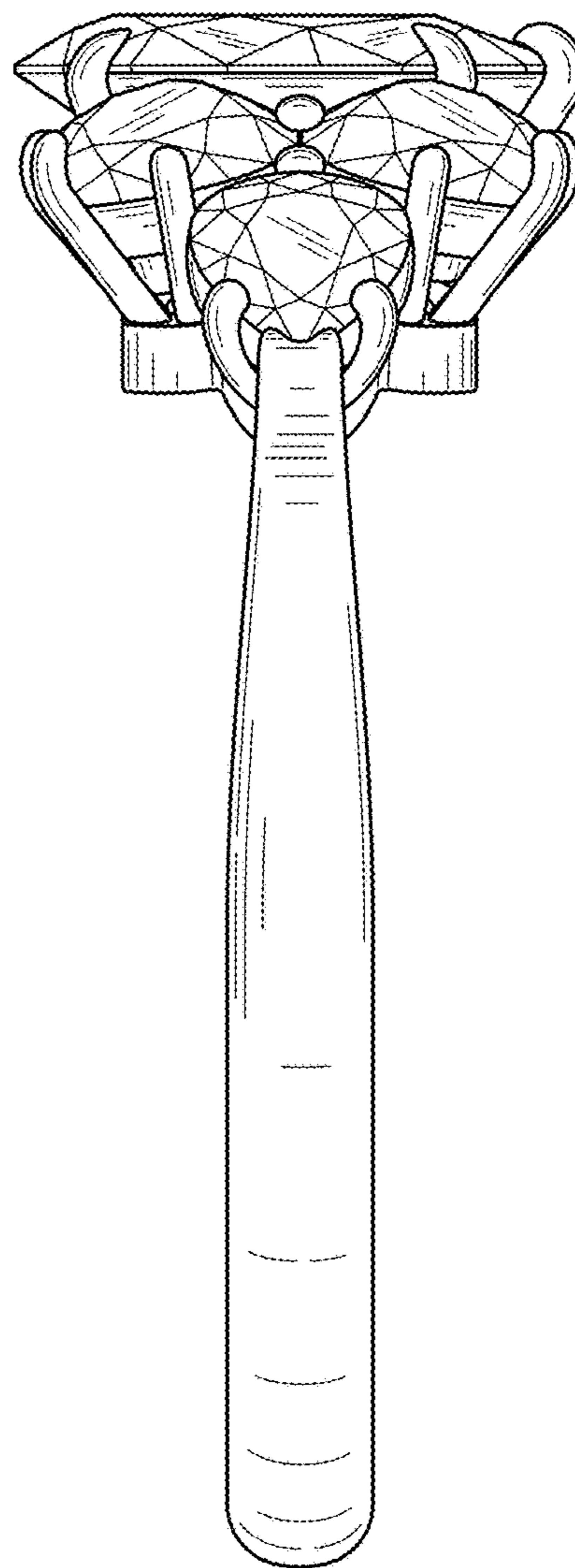


FIG. 5

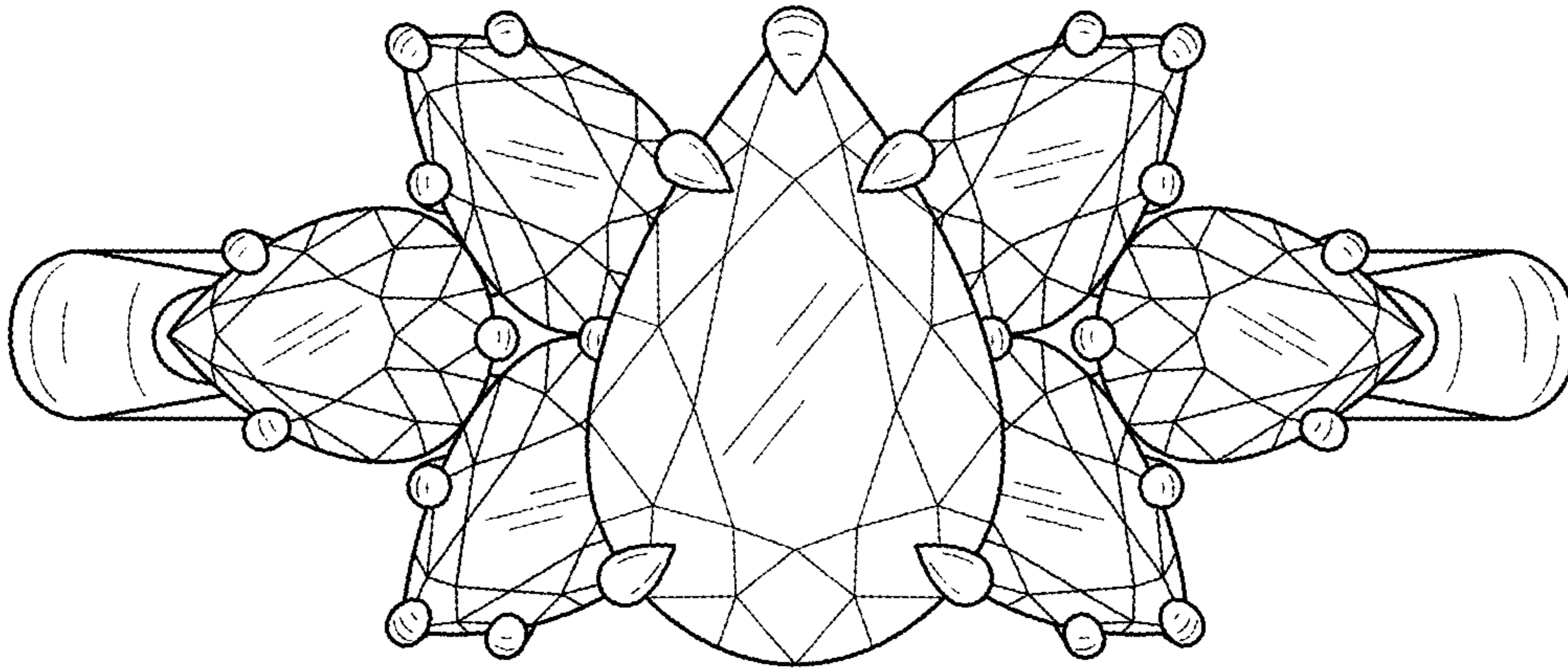


FIG. 6

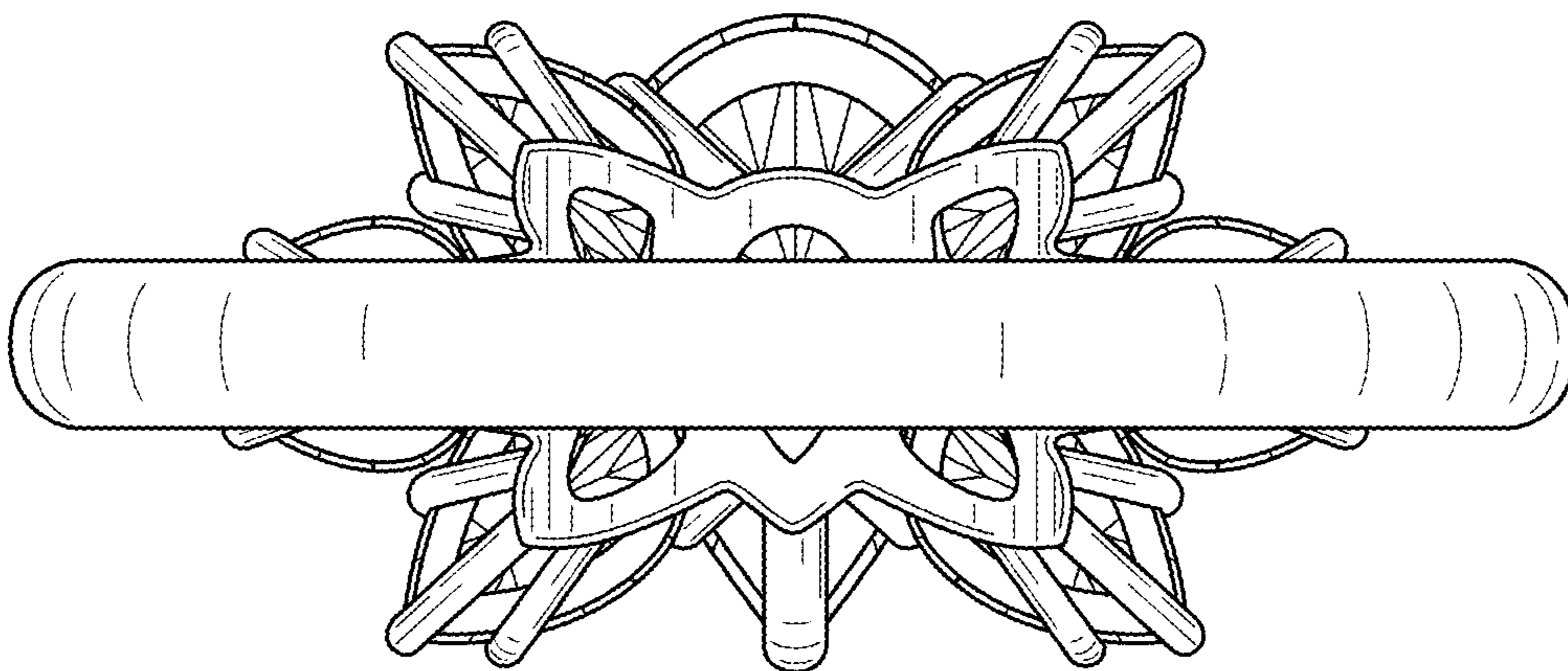


FIG. 7




FIG. 8