



US00D828194S

(12) **United States Design Patent**
Fornoff et al.

(10) **Patent No.:** **US D828,194 S**
(45) **Date of Patent:** **** *Sep. 11, 2018**

(54) **APPARATUS FOR BREATH ANALYSIS**

(71) Applicant: **Robert Bosch GmbH**, Stuttgart (DE)

(72) Inventors: **Dieter Fornoff**, Darmstadt (DE);
Torsten Richter, Darmstadt (DE)

(73) Assignee: **Robert Bosch GmbH**, Stuttgart (DE)

(*) Notice: This patent is subject to a terminal disclaimer.

(**) Term: **15 Years**

(21) Appl. No.: **29/590,163**

(22) Filed: **Jan. 8, 2017**

(30) **Foreign Application Priority Data**

Jul. 11, 2016 (EP) 003301563

(51) **LOC (11) Cl.** **10-04**

(52) **U.S. Cl.**
USPC **D10/81**

(58) **Field of Classification Search**
USPC D10/78, 81
CPC A61B 5/083; A61B 5/087; A61B 5/0833;
A61B 5/091; A61B 5/222; A61B 5/0002;
A61B 5/02438; A61B 5/08; G01N
33/497; G01N 33/4972; G01N 33/483;
G01N 33/98; G10L 17/00; Y10S 436/90
See application file for complete search history.

(56) **References Cited**

U.S. PATENT DOCUMENTS

4,656,008 A * 4/1987 Gump G01N 21/783
422/86
4,825,874 A * 5/1989 Uhlemann A61B 5/02438
600/509

6,004,277 A * 12/1999 Maharaj A61B 5/087
600/532
6,450,969 B1 * 9/2002 Farr A61B 5/087
600/529
7,182,733 B2 * 2/2007 Sauerland A61B 5/0002
181/131
8,517,938 B2 * 8/2013 Eisenhardt A61B 5/0002
340/539.12
D749,441 S * 2/2016 Rekow D10/78
D782,927 S * 4/2017 Nothacker D10/81

* cited by examiner

Primary Examiner — Antoine Duval Davis

(74) *Attorney, Agent, or Firm* — Maginot, Moore & Beck
LLP

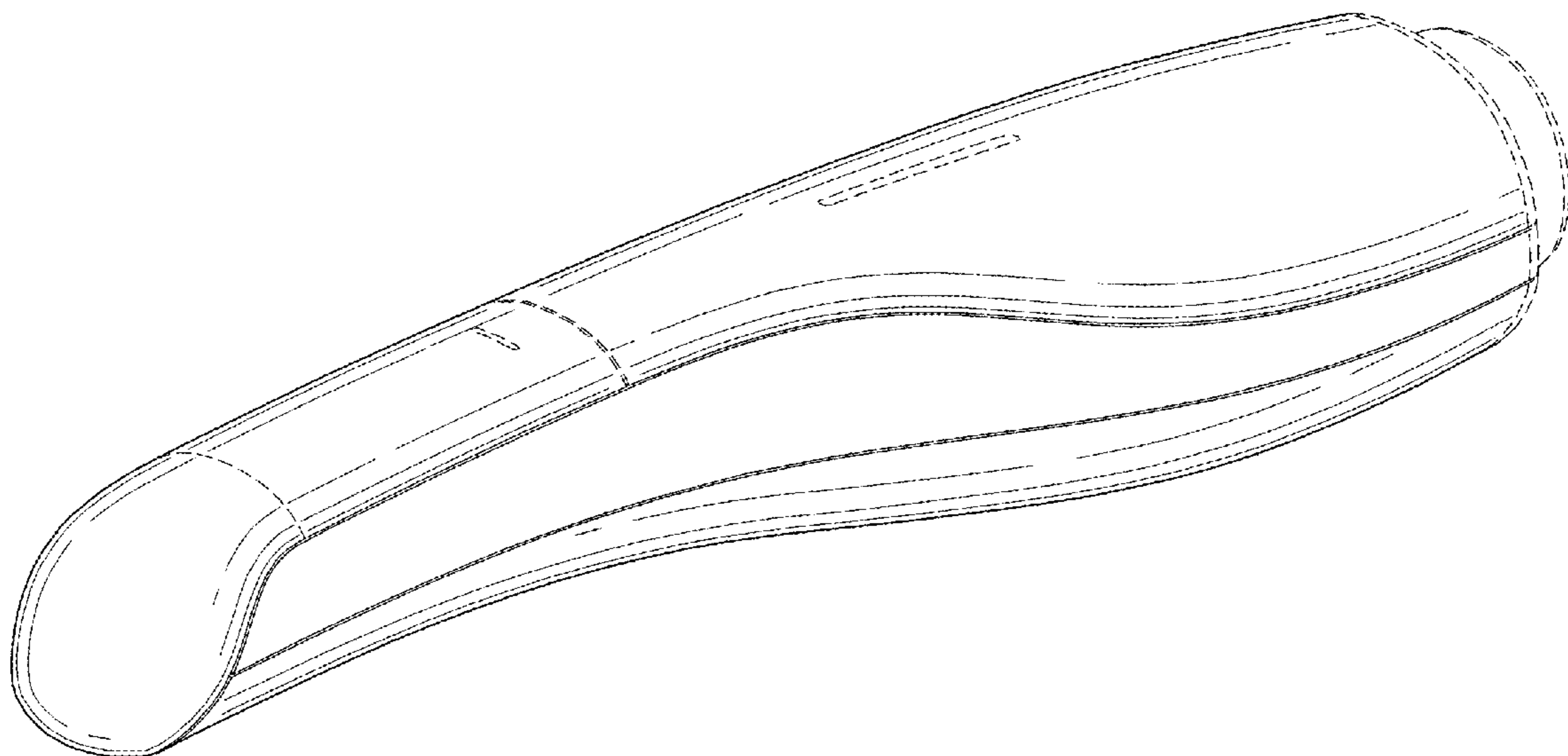
(57) **CLAIM**

The ornamental design for an apparatus for breath analysis,
as shown and described.

DESCRIPTION

FIG. 1 is a perspective view of a first embodiment of an apparatus for breath analysis showing our new design; FIG. 2 is a right side elevational view of the apparatus for breath analysis of FIG. 1; FIG. 3 is a left side elevational view of the apparatus for breath analysis of FIG. 1; FIG. 4 is a rear elevational view of the apparatus for breath analysis of FIG. 1; FIG. 5 is a front elevational view of the apparatus for breath analysis of FIG. 1; FIG. 6 is a top plan view of the apparatus for breath analysis of FIG. 1; and, FIG. 7 is a bottom plan view of the apparatus for breath analysis of FIG. 1. The broken lines shown in the drawings illustrate portions of the apparatus for breath analysis that form no part of the claimed design.

1 Claim, 6 Drawing Sheets



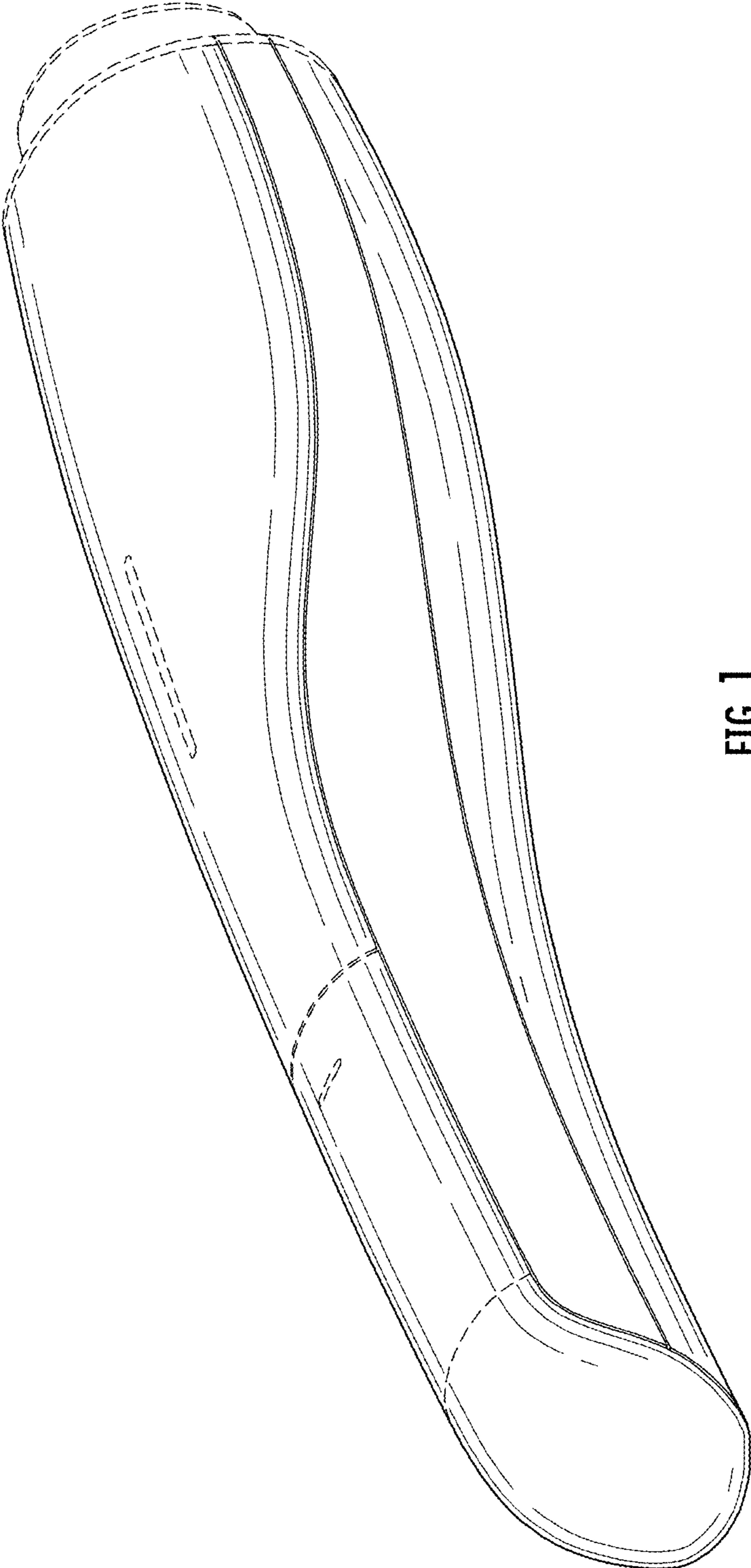


FIG. 1

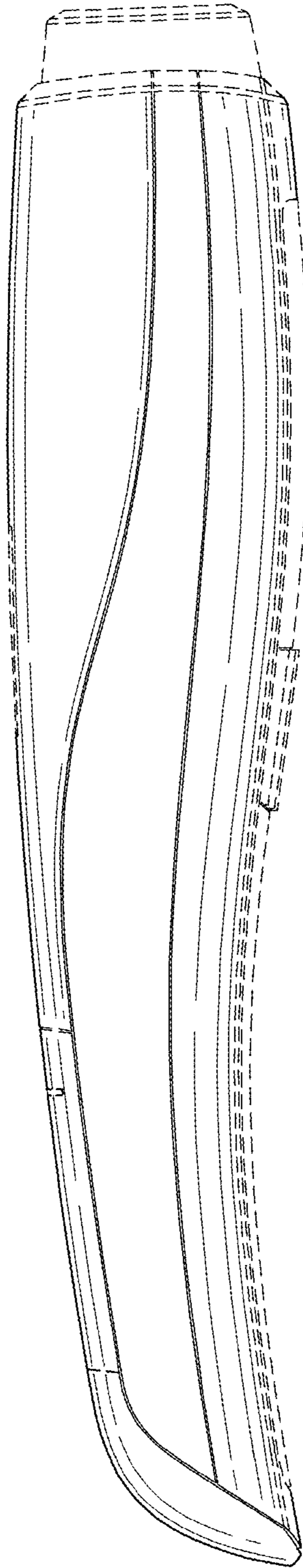


FIG. 2

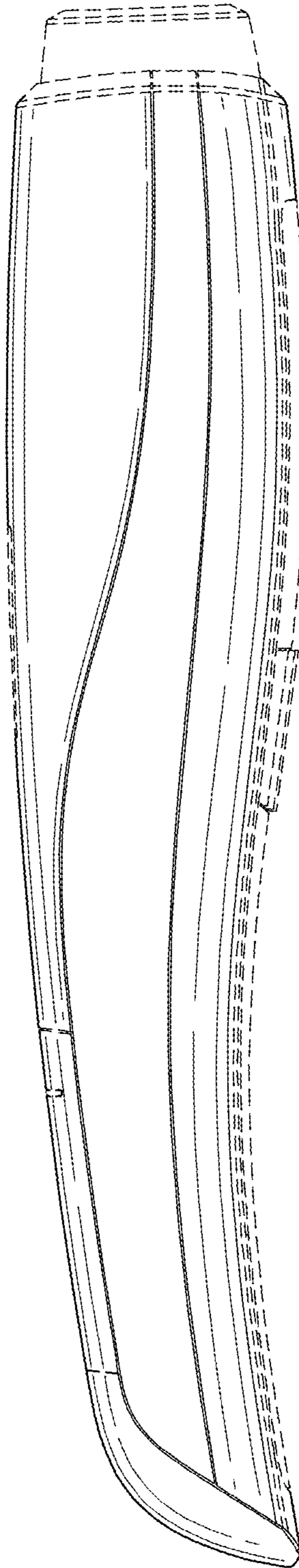


FIG. 3

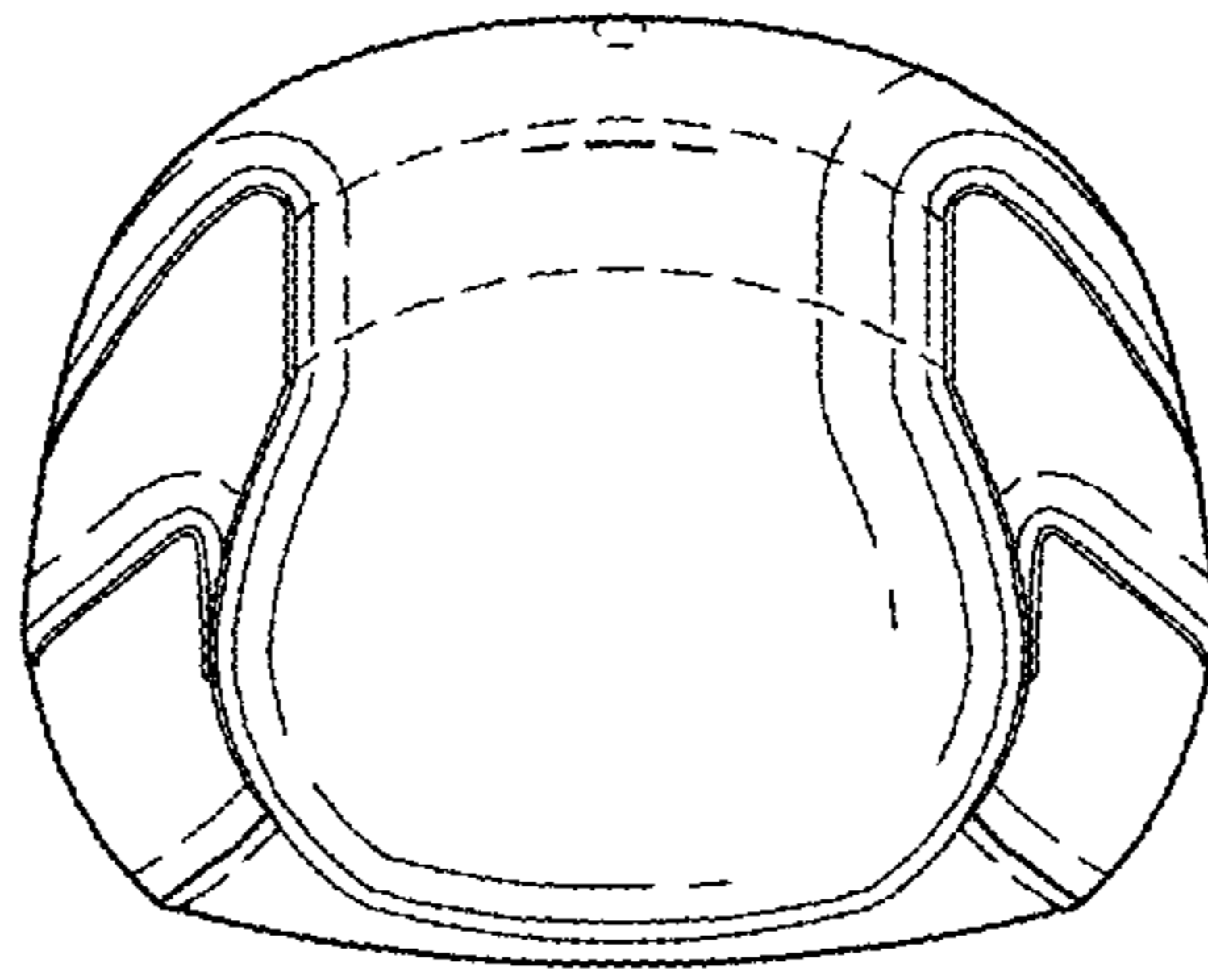


FIG. 4

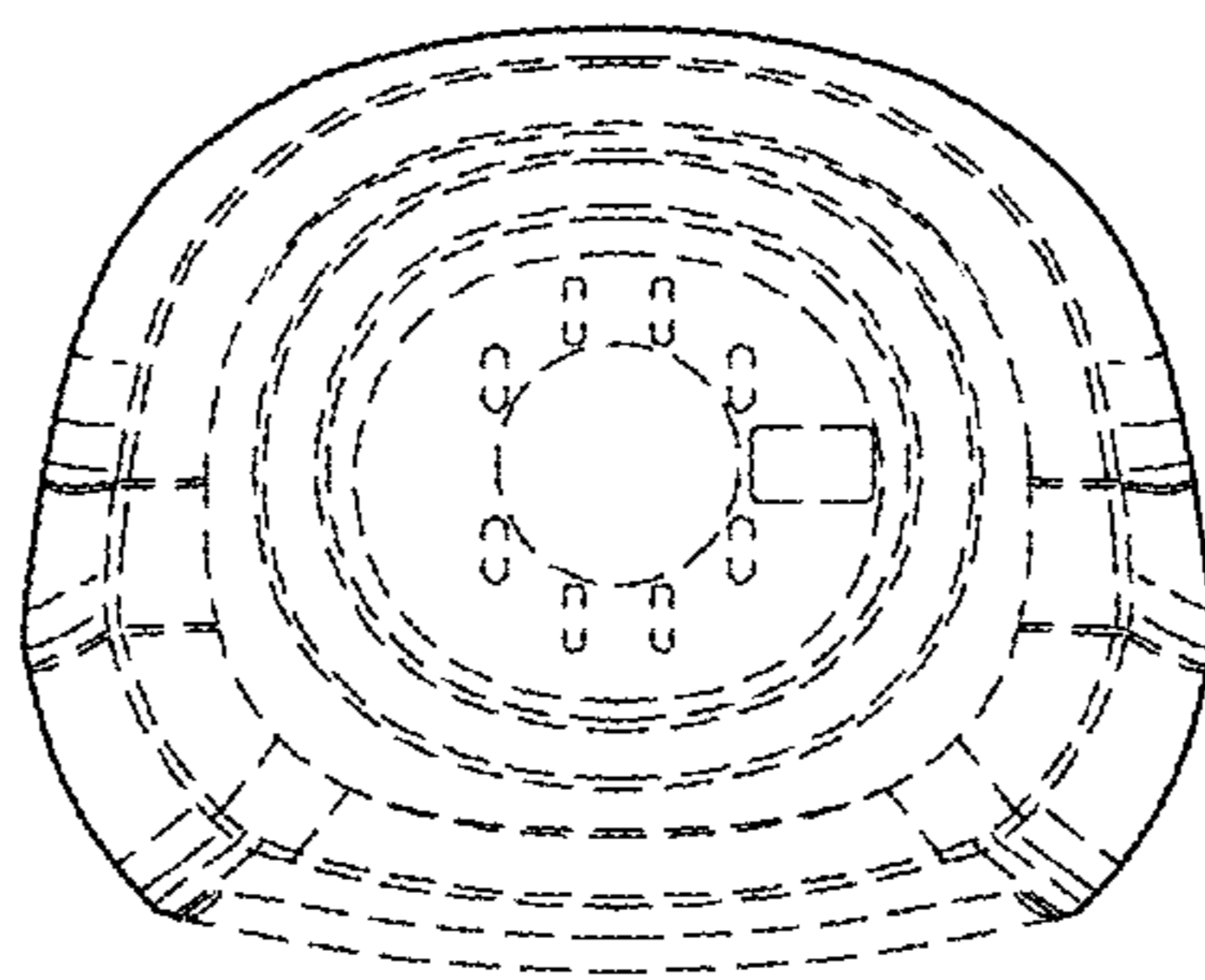


FIG. 5

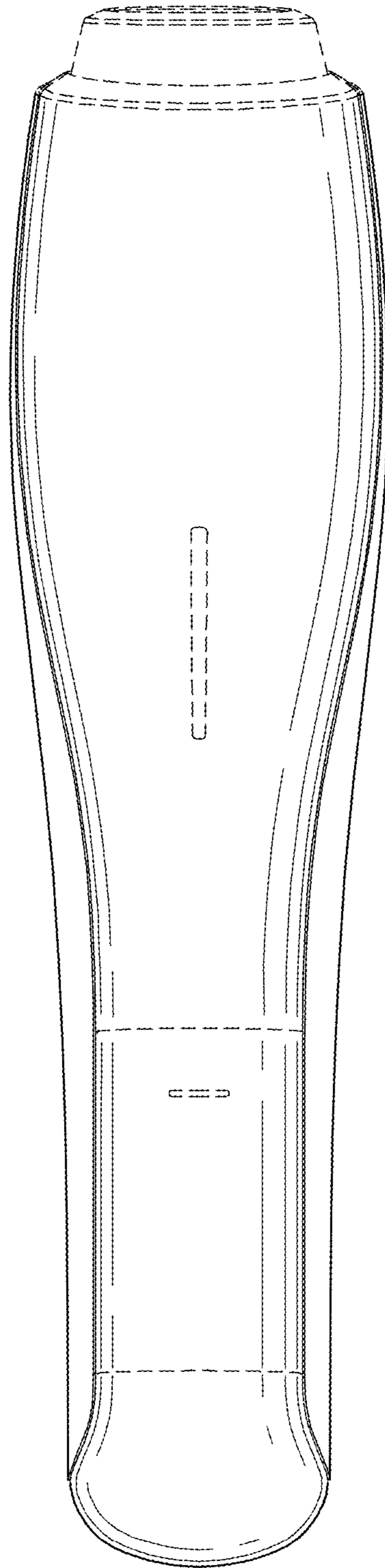


FIG. 6

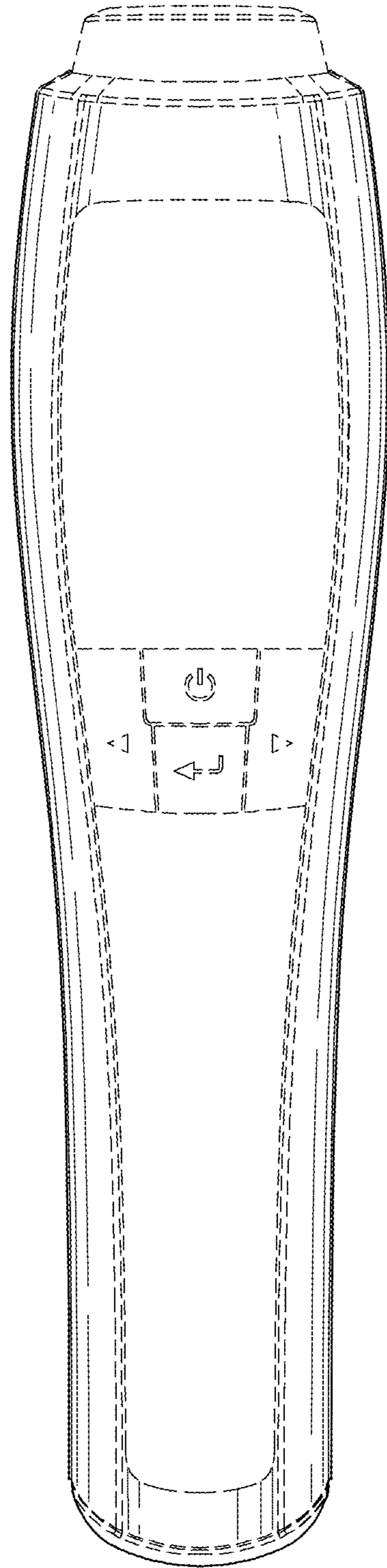


FIG. 7