



US00D828181S

(12) **United States Design Patent**
Kim et al.

(10) **Patent No.:** **US D828,181 S**
(45) **Date of Patent:** **** Sep. 11, 2018**

(54) **COSMETIC CONTAINER**
(71) Applicant: **YONWOO CO., LTD.**, Incheon (KR)
(72) Inventors: **You-Seob Kim**, Incheon (KR); **Su-Jin Son**, Incheon (KR); **Seo-Hui Jung**, Incheon (KR); **Hyo-Sun Jung**, Incheon (KR); **Ah-Young Kim**, Incheon (KR); **Sung Taek Lim**, Incheon (KR); **Min-goo Kim**, Incheon (KR); **Jung-Yeon Seo**, Incheon (KR); **Jae Ock Lee**, Incheon (KR)

D338,397 S * 8/1993 Sun D9/697
D366,151 S * 1/1996 Norris D4/114
D443,930 S * 6/2001 Nestenborg D24/112
D529,817 S * 10/2006 Francavilla G01F 11/025
D28/7
D558,061 S * 12/2007 Py D9/695
D730,744 S * 6/2015 Kim D9/697
2004/0071492 A1 * 4/2004 Reggiani A45D 40/00
401/205

* cited by examiner

Primary Examiner — Derrick Edward Holland

Assistant Examiner — Janice Julia Patyk

(74) *Attorney, Agent, or Firm* — Marshall, Gerstein & Borun LLP

(73) Assignee: **YONWOO CO., LTD.**, Incheon (KR)

(**) Term: **15 Years**

(21) Appl. No.: **29/577,178**

(22) Filed: **Sep. 9, 2016**

(30) **Foreign Application Priority Data**

Mar. 11, 2016 (KR) 30-2016-0011463

(51) **LOC (11) Cl.** **09-01**

(52) **U.S. Cl.**
USPC **D9/723**

(58) **Field of Classification Search**
USPC D4/114; D9/442, 695–699, 702–714,
D9/723–729; D24/199; D28/7;
132/317, 318, 320; 222/95, 207, 212,
222/335
CPC A45D 34/00; A45D 40/00; B65D 81/3272
See application file for complete search history.

(56) **References Cited**

U.S. PATENT DOCUMENTS

D194,222 S * 12/1962 Rolley D9/442
3,448,896 A * 6/1969 Sakuta B65D 35/12
222/568


(57) **CLAIM**

The ornamental design for a cosmetic container, as shown and described.

DESCRIPTION

FIG. 1 is a perspective view of a cosmetic container showing the new design;
FIG. 2 is a front elevational view thereof;
FIG. 3 is a rear elevational view thereof;
FIG. 4 is a left side elevational view thereof;
FIG. 5 is a right side elevational view thereof;
FIG. 6 is a top plan view thereof, shown in an enlarged scale; and,
FIG. 7 is a bottom plan view thereof, shown in an enlarged scale.
The broken lines in the figures illustrate the portions of the design that form no part of the claimed design.

1 Claim, 4 Drawing Sheets



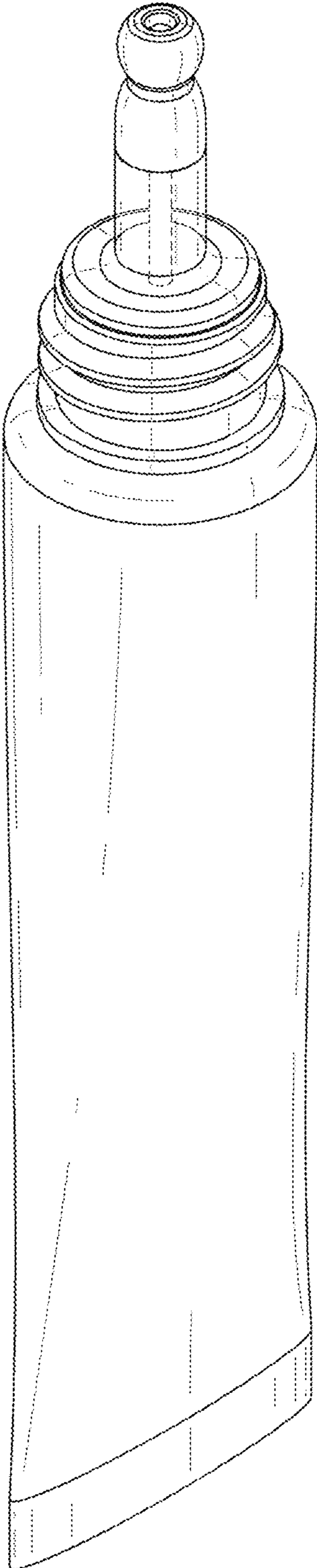


Fig. 1

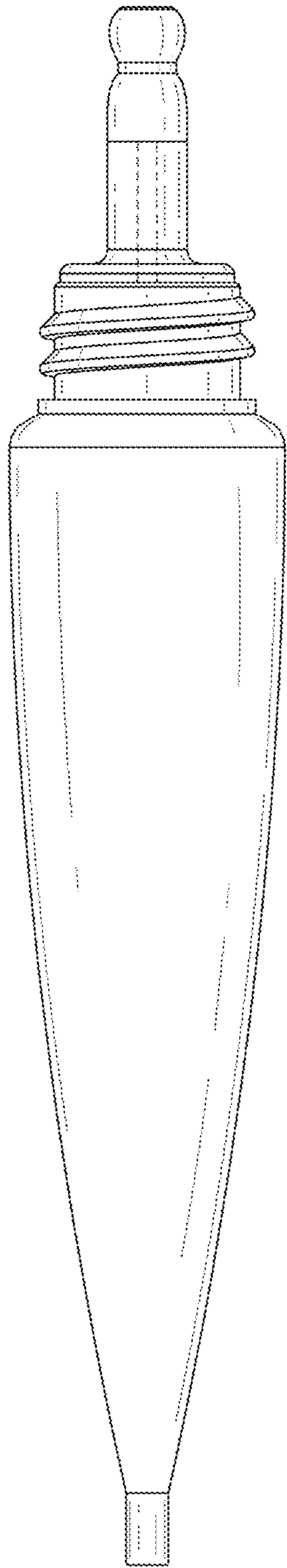


Fig. 2

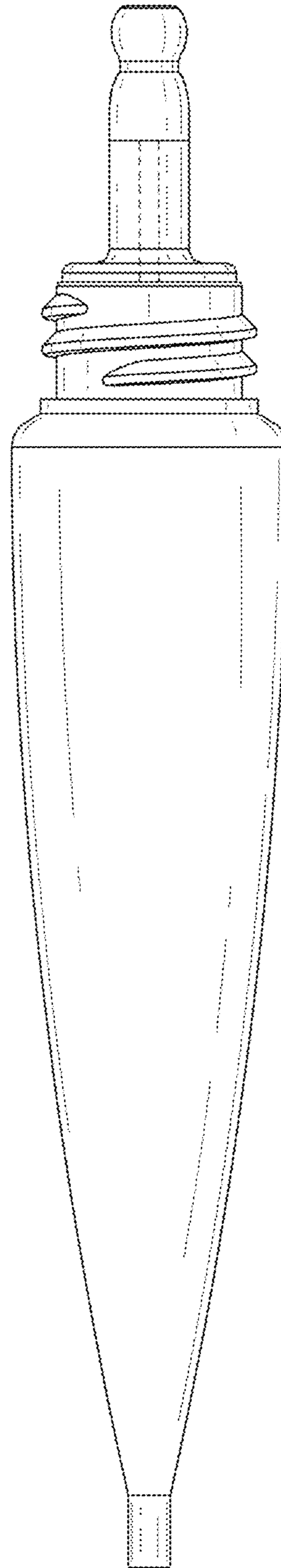


Fig. 3

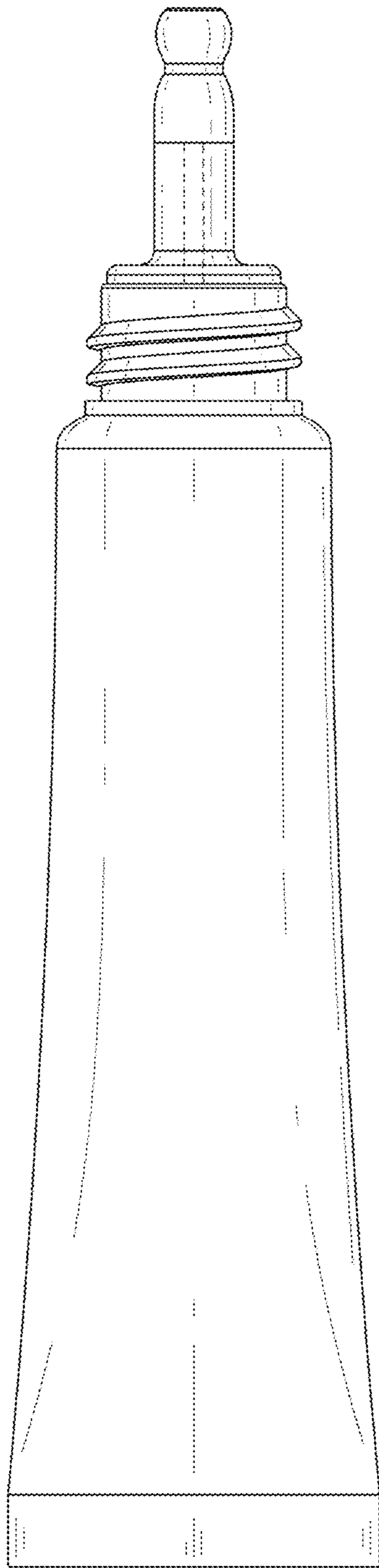


Fig. 4

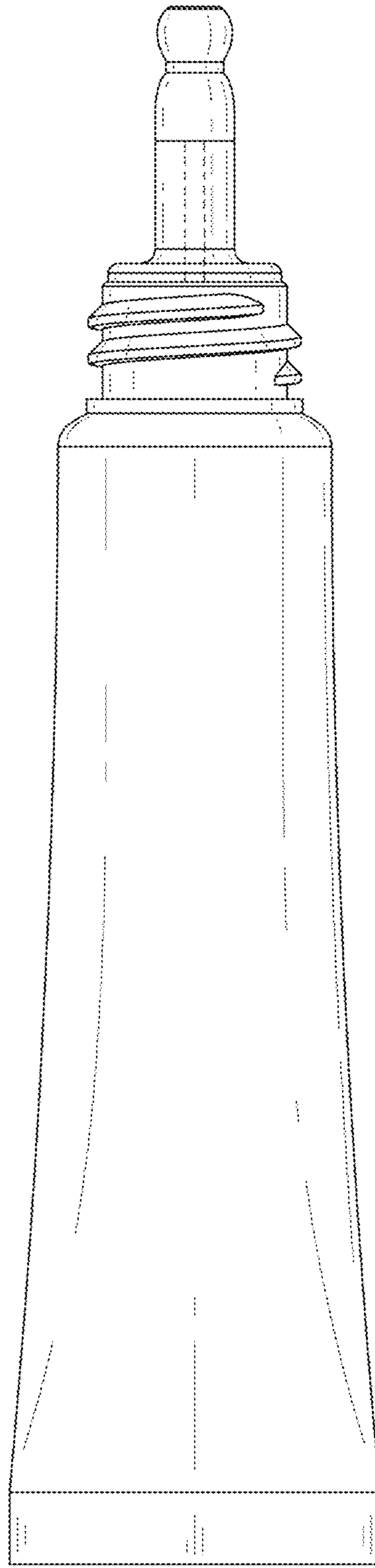


Fig. 5

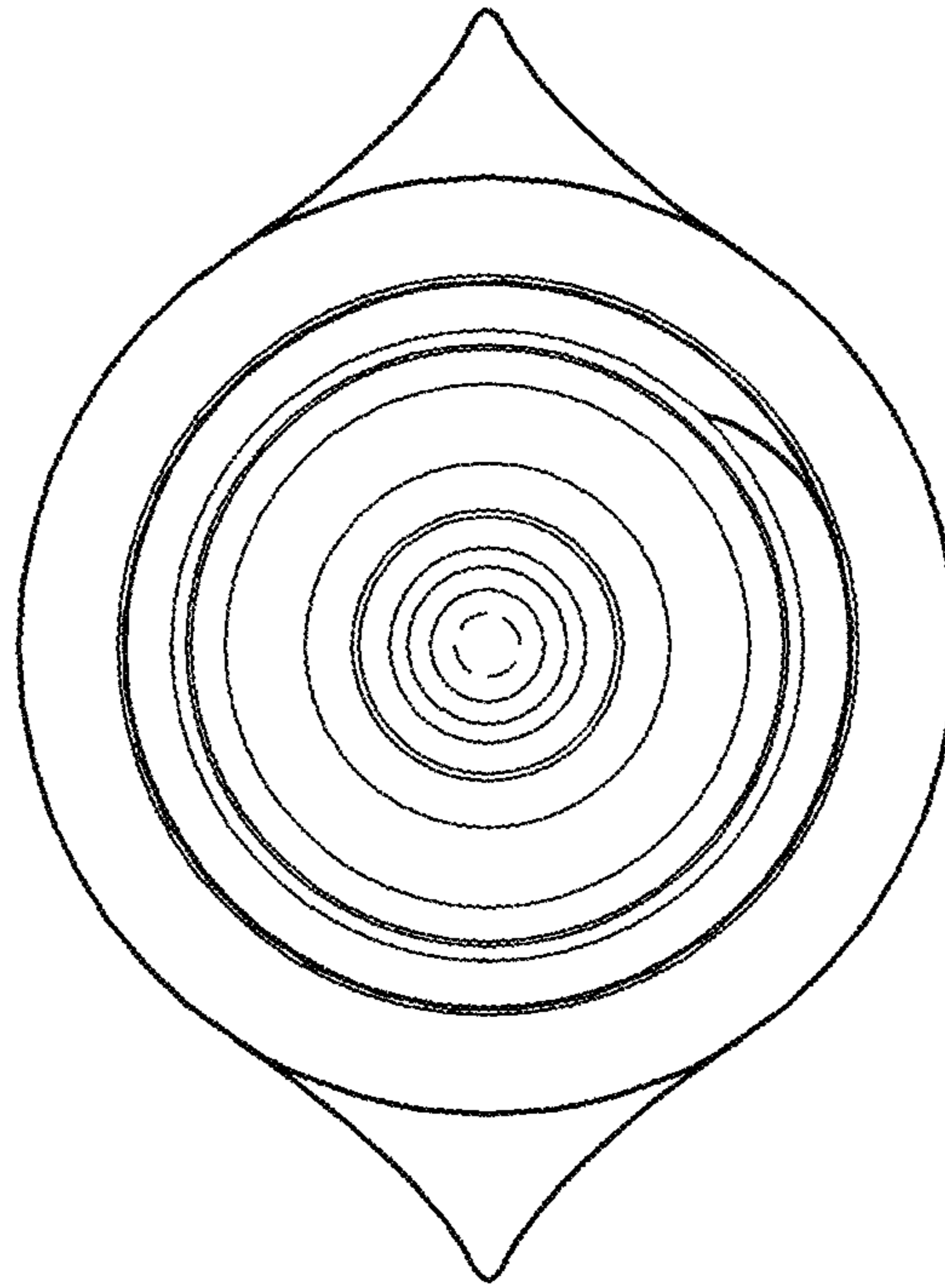


Fig. 6

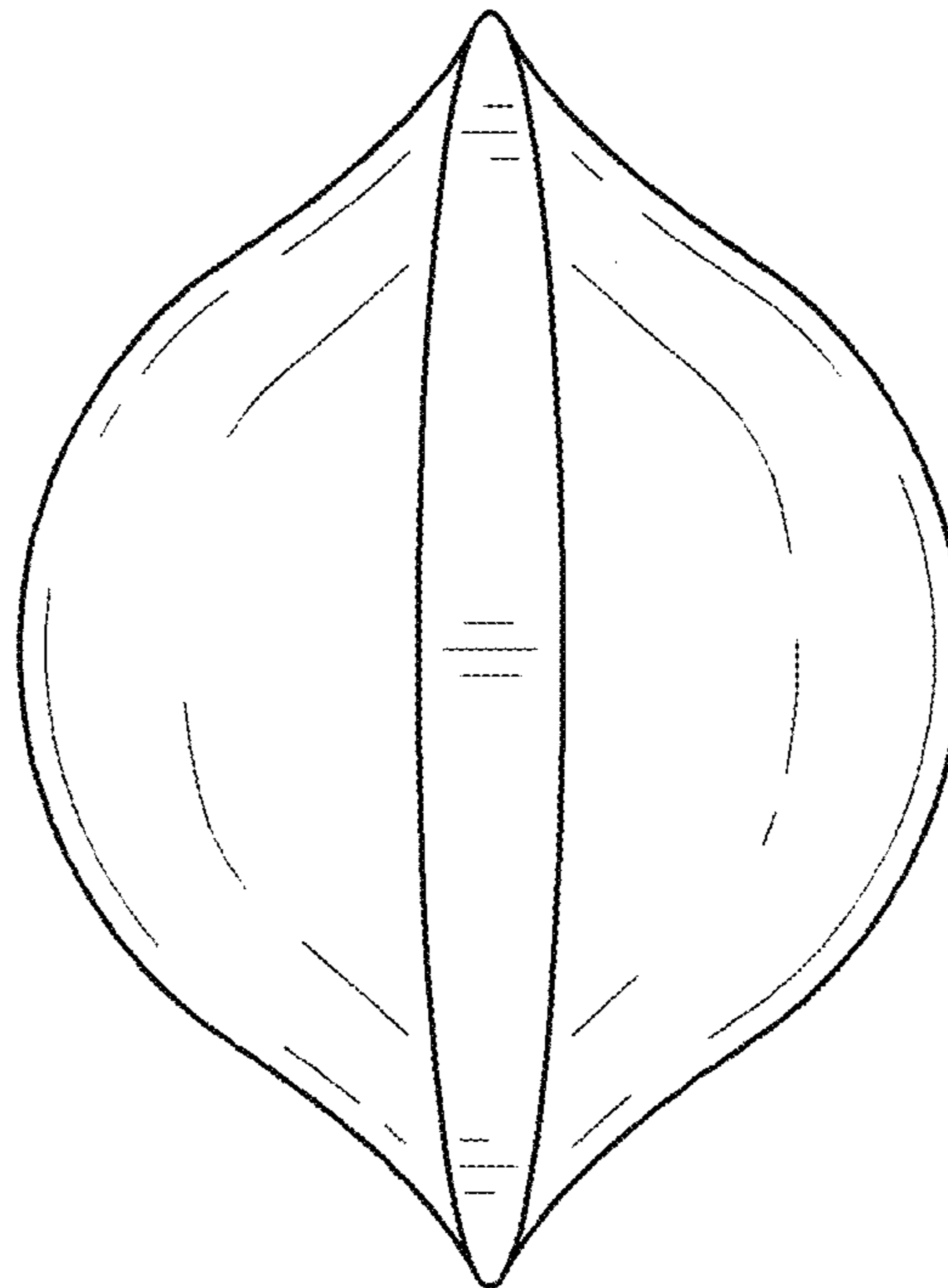


Fig. 7