



US00D828160S

(12) **United States Design Patent** (10) **Patent No.:** **US D828,160 S**
Baird et al. (45) **Date of Patent:** **** Sep. 11, 2018**

(54) **LID**
(71) Applicant: **Graphic Packaging International, LLC**, Atlanta, GA (US)
(72) Inventors: **Kyle S. Baird**, Milwaukee, WI (US); **Mikel Fishbein**, Mequon, WI (US)
(73) Assignee: **Graphic Packaging International, LLC**, Atlanta, GA (US)
(**) Term: **15 Years**
(21) Appl. No.: **29/573,159**
(22) Filed: **Aug. 3, 2016**
(51) **LOC (11) Cl.** **09-07**
(52) **U.S. Cl.**
USPC **D9/454**
(58) **Field of Classification Search**
USPC D3/202, 203.1, 203.2, 273, 275, 294, D3/318; D7/300, 300.1, 316, 317, 387, D7/391, 392.1, 393, 396.2, 509, 510, 511, D7/523-531, 538, 541, 549, 629, 703, D7/900; D8/349, 350, 352; D9/434, D9/435, 438, 439, 440, 443, 446-454, D9/502, 503, 504, 516, 517, 529; D10/123, 126; D12/204, 213, 454; D19/70, 71, 93, 115, 162, 163, 165, 192, D19/194; D24/121, 127, 197, 224; D26/36, 123, 124; D34/1, 7, 10, 11
CPC B65D 23/00; B65D 2501/00; B65D 2501/0009; B65D 1/00; B65D 1/02; B65D 1/0223; B65D 51/1694; B65D 43/0212; B65D 43/0208; B65D 2543/00046; B65D 2543/00092; A47J 36/027
See application file for complete search history.

(56) **References Cited**

U.S. PATENT DOCUMENTS

D338,621 S * 8/1993 Balson D9/434
D352,455 S * 11/1994 Balson D9/434

D379,588 S * 6/1997 Pledger D9/434
D380,385 S * 7/1997 Litke D9/452
5,678,720 A * 10/1997 Van Melle B65D 43/0212
215/317
D481,312 S * 10/2003 Martin D9/435
D517,322 S * 3/2006 Zettle D3/323
D560,120 S * 1/2008 Maravich D9/453
D564,354 S * 3/2008 Maravich D9/452
D574,238 S * 8/2008 Walker D9/435
D585,279 S * 1/2009 Walker D9/435
D641,239 S * 7/2011 Ramsey B65D 17/163
D7/387
D641,622 S * 7/2011 Fields D7/387
D641,623 S * 7/2011 Fields D7/387

(Continued)

FOREIGN PATENT DOCUMENTS

JP D1243010 * 6/2005
KR 300613814.0000 * 9/2011

Primary Examiner — Thomas Johannes
Assistant Examiner — Catherine S Posthauer
(74) *Attorney, Agent, or Firm* — Womble Bond Dickinson (US) LLP

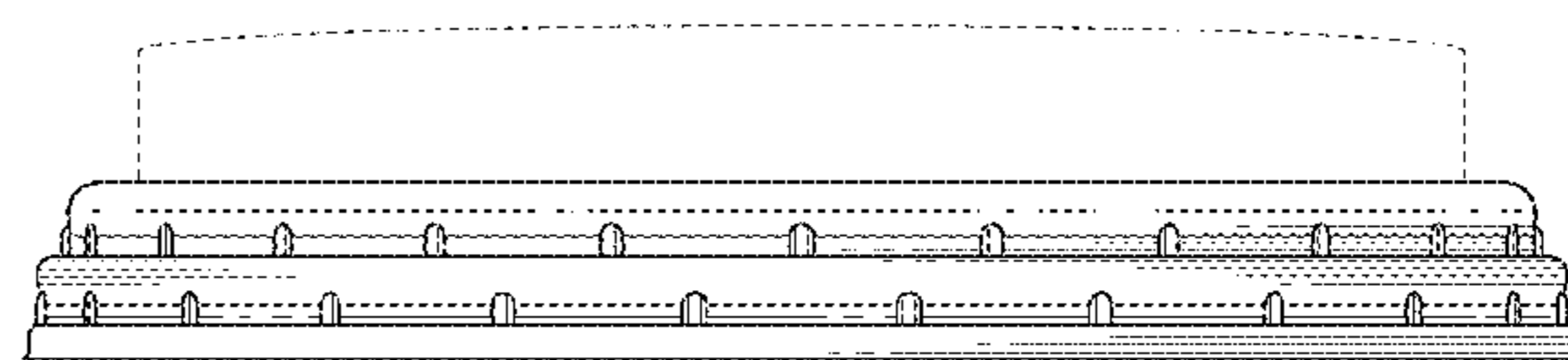
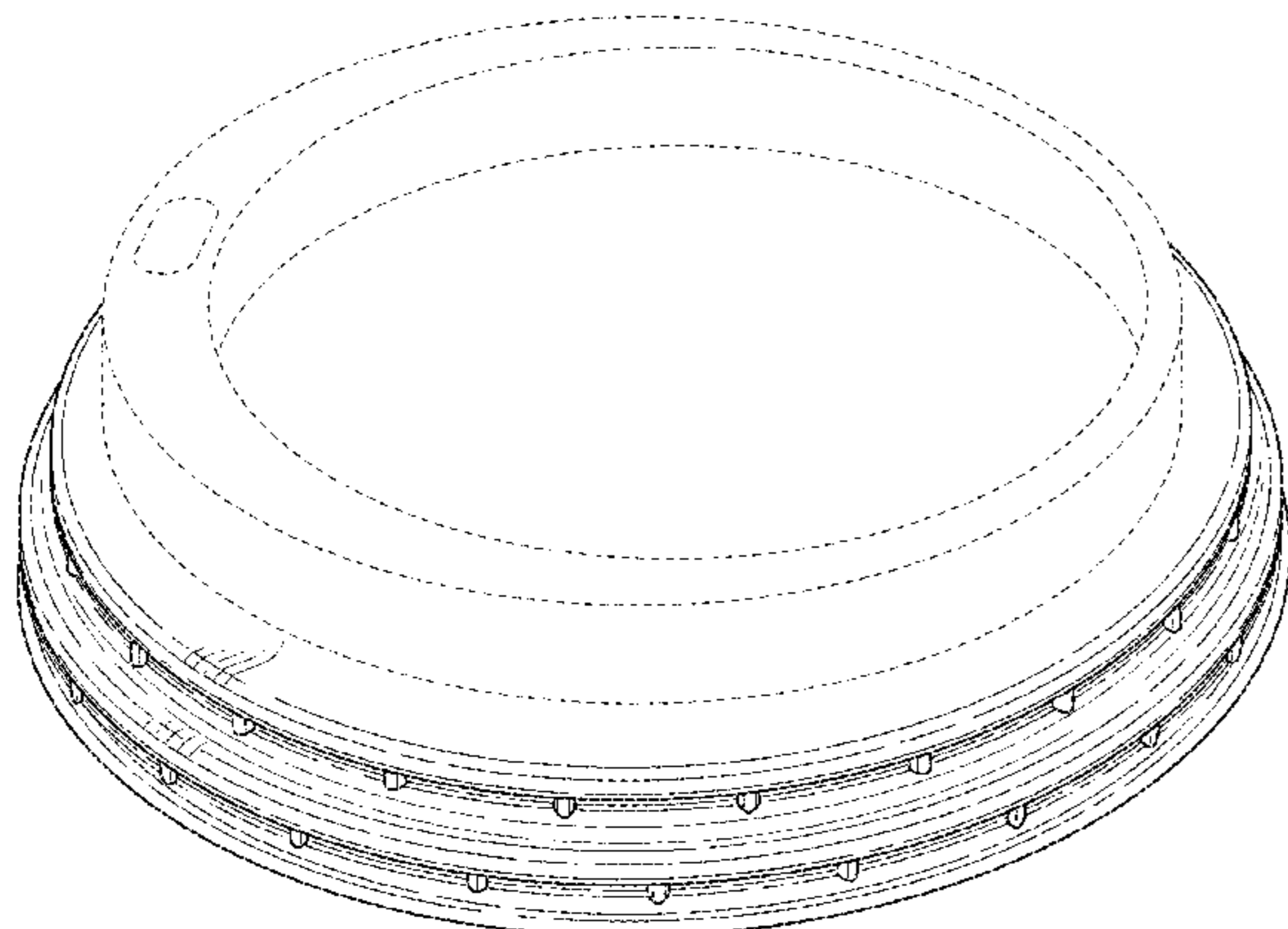
(57) **CLAIM**

The ornamental design for a lid, substantially as shown and described.

DESCRIPTION

FIG. 1 is a top perspective view of a lid showing our new design;
FIG. 2 is a front elevation view thereof;
FIG. 3 is a rear elevation view thereof;
FIG. 4 is a left side elevation view thereof;
FIG. 5 is a right side elevation view thereof;
FIG. 6 is a top plan view thereof; and,
FIG. 7 is a bottom plan view thereof.
The broken lines are shown for the purpose of illustrating parts of the lid that form no part of the claim.

1 Claim, 4 Drawing Sheets



(56)

References Cited

U.S. PATENT DOCUMENTS

D643,718	S *	8/2011	Fields	D9/435
D647,400	S *	10/2011	Fields	D7/392.1
D649,049	S *	11/2011	Fields	D7/387
D672,235	S *	12/2012	Chapin	D9/434
D682,611	S *	5/2013	Carder	D7/392.1
D687,144	S *	7/2013	Gronberg	D24/127
D694,625	S *	12/2013	Maxwell	D9/454
D776,529	S *	1/2017	Torrison	D9/435
2005/0109780	A1 *	5/2005	Pendergrass	B65D 43/0212 220/254.1
2008/0185383	A1 *	8/2008	Philippe	B44D 3/12 220/276
2009/0008391	A1 *	1/2009	Bjorkholm	A24F 23/00 220/315

* cited by examiner

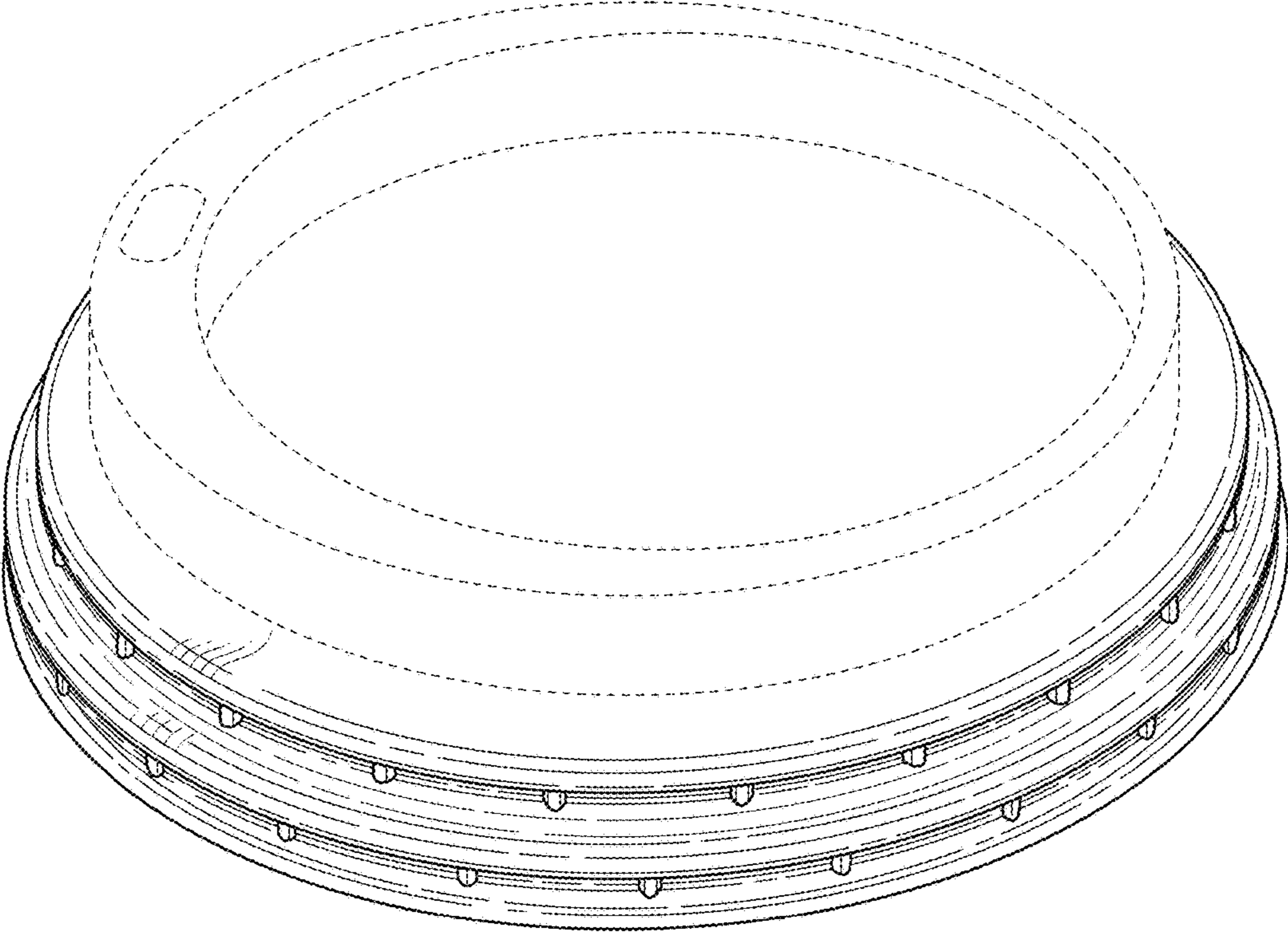


FIG. 1

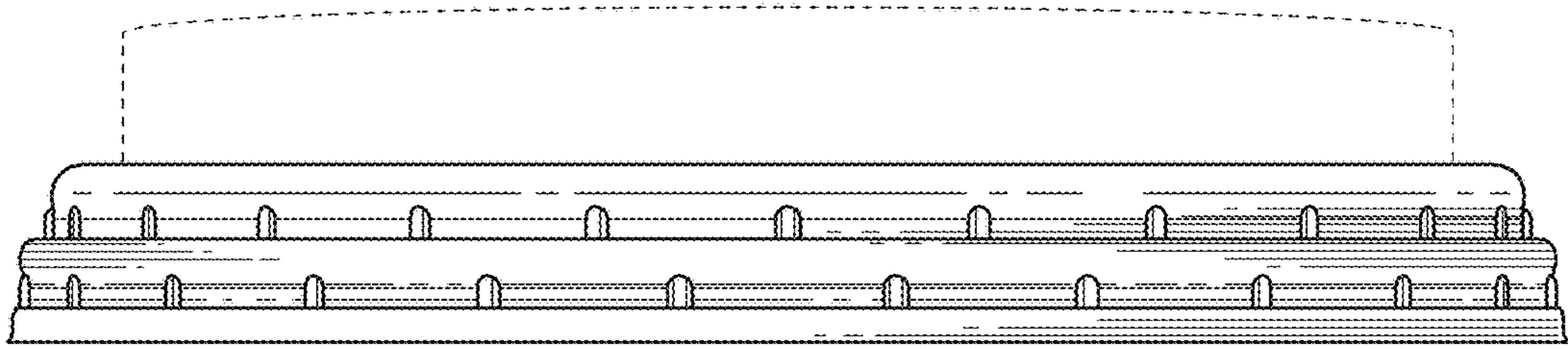


FIG. 2

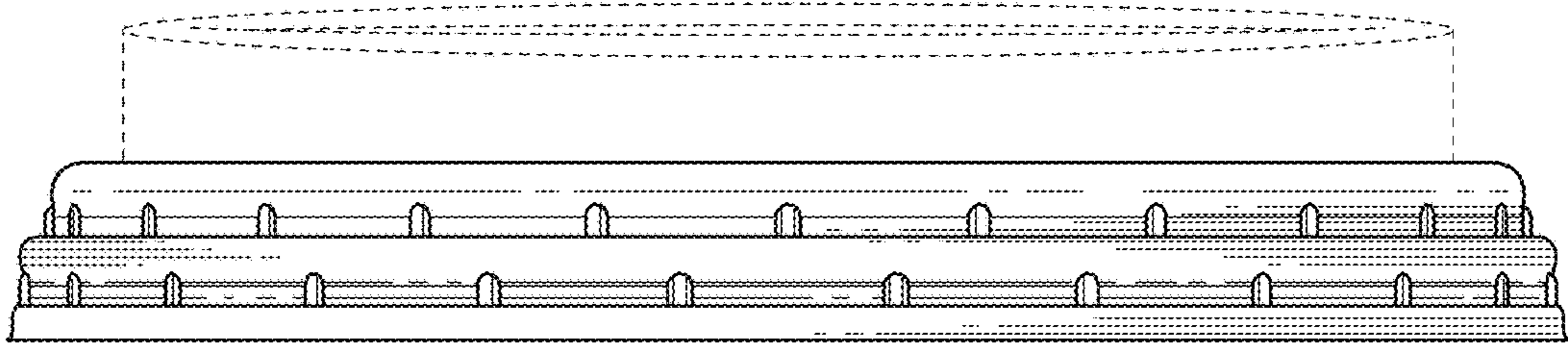


FIG. 3

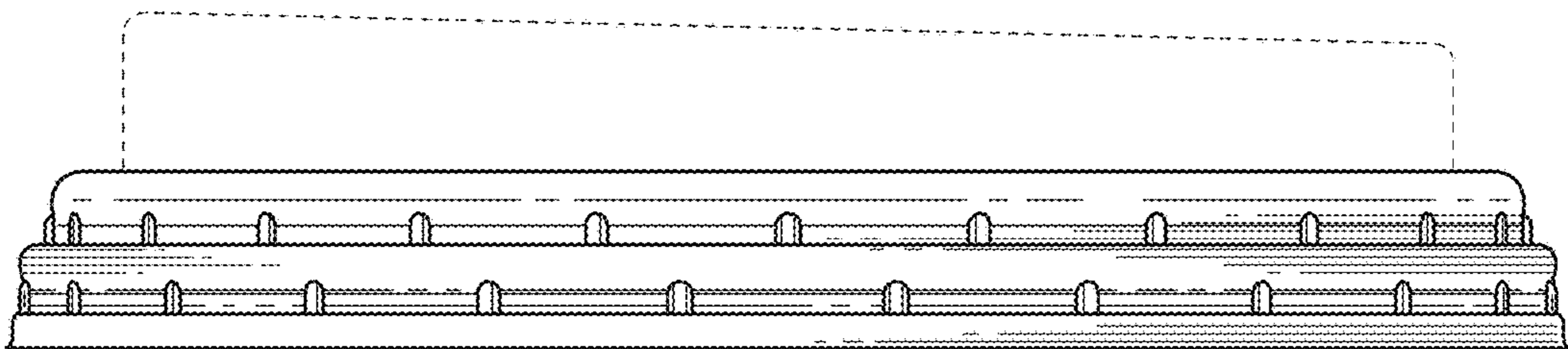


FIG. 4

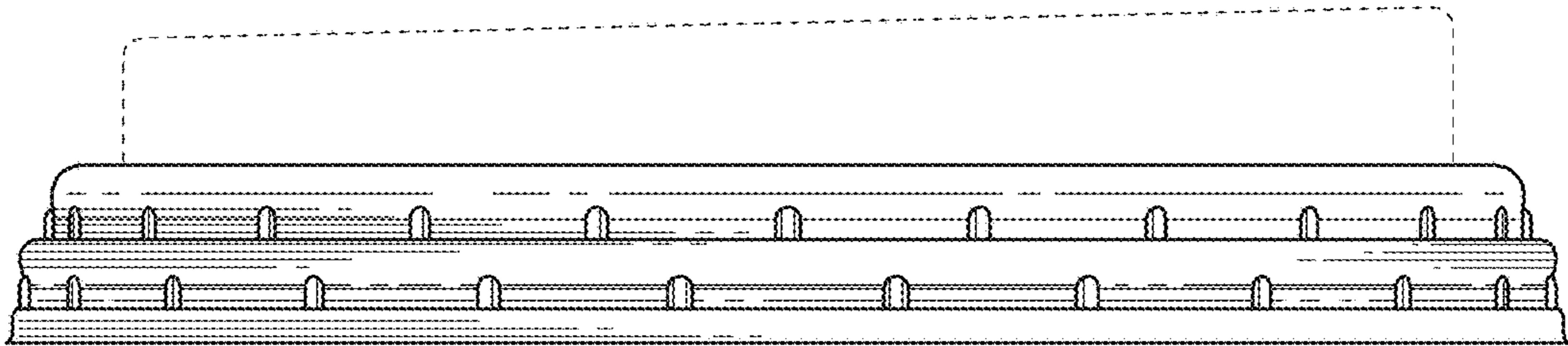


FIG. 5

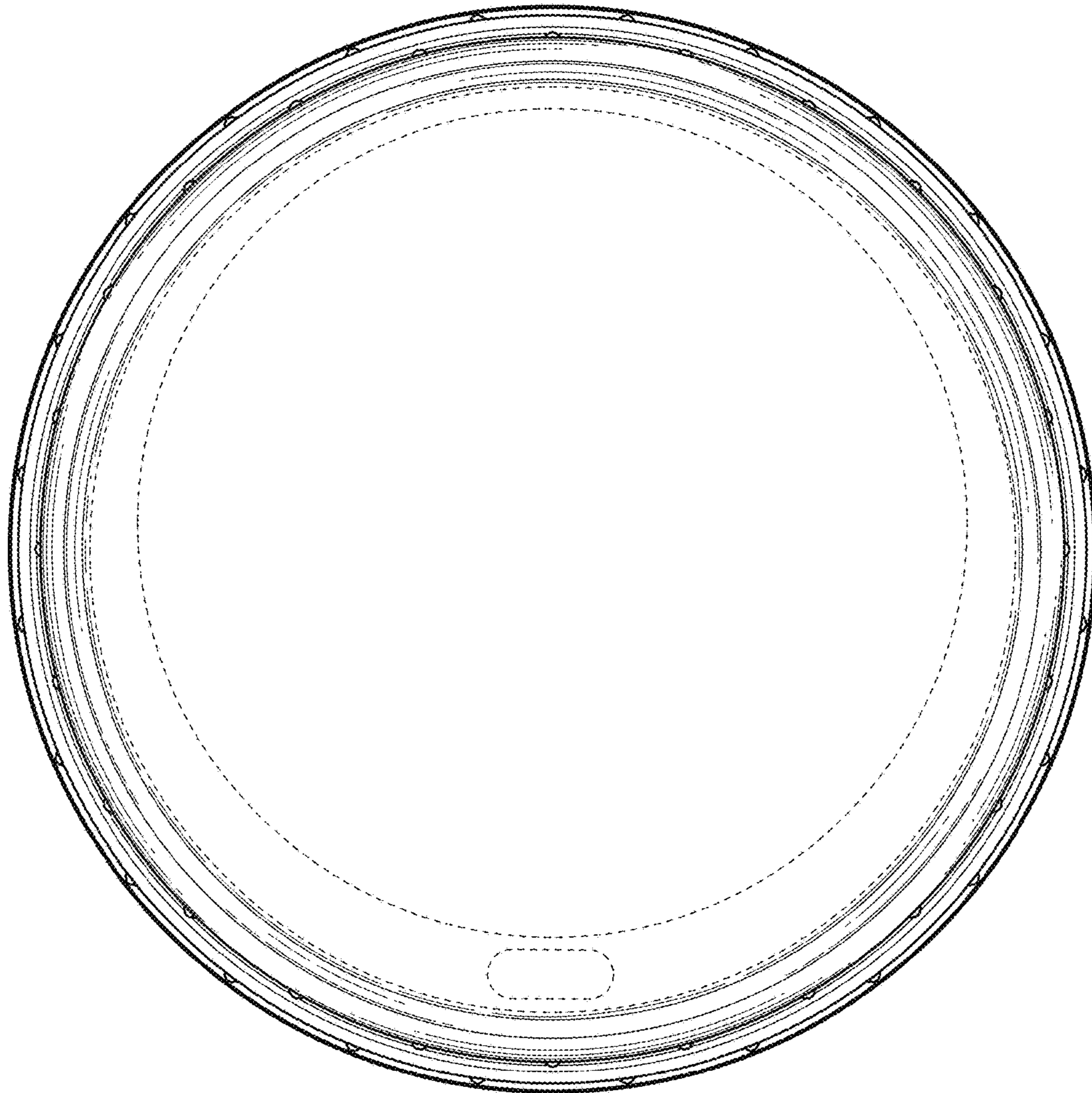


FIG. 6

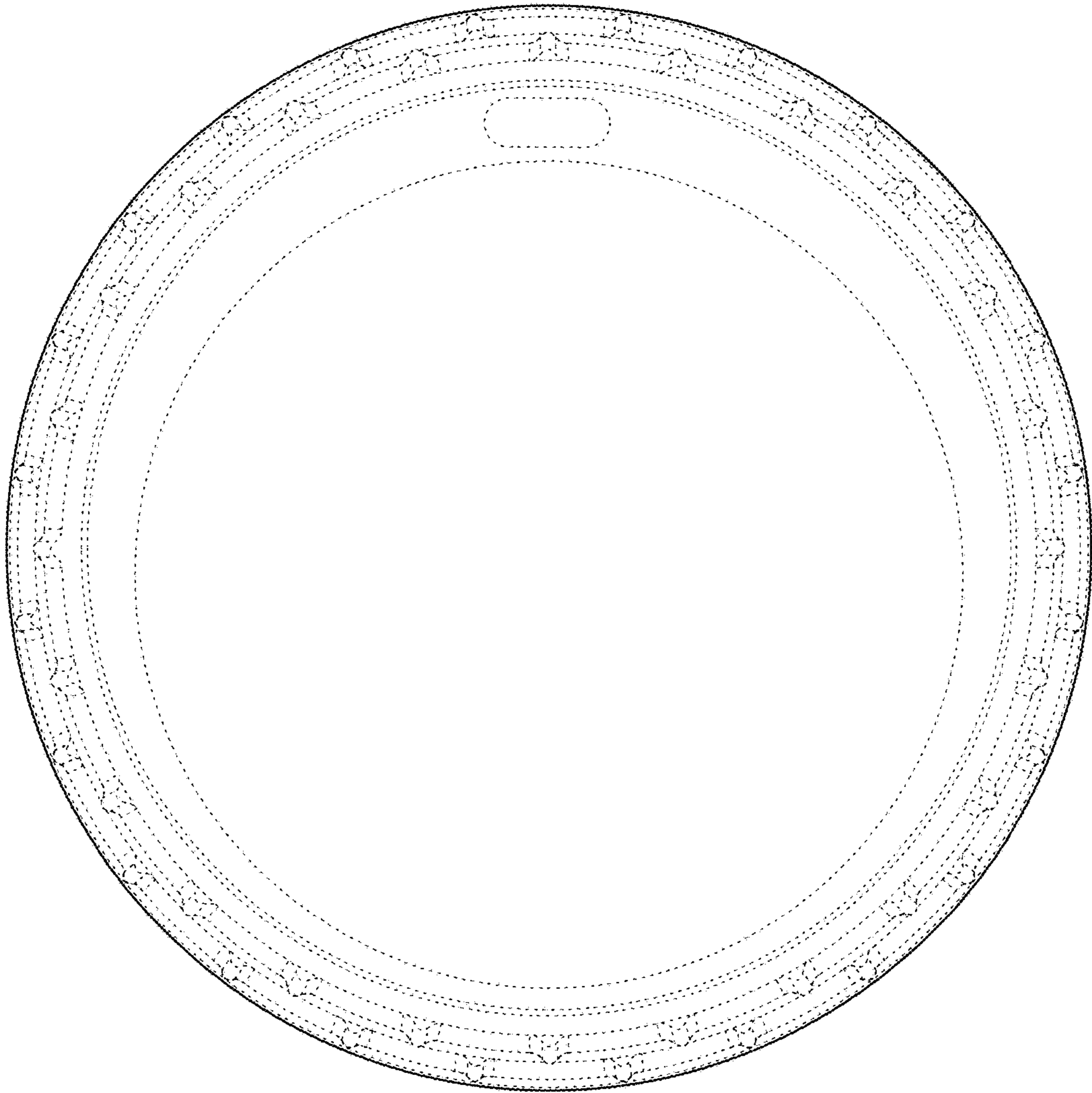


FIG. 7